

Supplemental Listing Document

If you are in any doubt as to any aspect of this document, you should consult your stockbroker or other registered dealer in securities, bank manager, solicitor, accountant or other professional adviser.

Application has been made to the Singapore Exchange Securities Trading Limited (the “**SGX-ST**”) for permission to deal in and for quotation of the Certificates (as defined below). The SGX-ST takes no responsibility for the contents of this document, makes no representation as to its accuracy or completeness and expressly disclaims any liability whatsoever for any loss howsoever arising from or in reliance upon the whole or any part of the contents of this document. Admission to the Official List of the SGX-ST is not to be taken as an indication of the merits of SG Issuer, Société Générale, the Certificates, or the Company (as defined below).

6,700,000 European Style Cash Settled Short Certificates
relating to the ordinary shares of Lenovo Group Limited
with a Daily Leverage of -5x

issued by

SG Issuer

(Incorporated in Luxembourg with limited liability)

unconditionally and irrevocably guaranteed by

Société Générale

Issue Price: S\$1.20 per Certificate

This document is published for the purpose of obtaining a listing of all the above certificates (the “**Certificates**”) to be issued by SG Issuer (the “**Issuer**”) unconditionally and irrevocably guaranteed by Société Générale (the “**Guarantor**”), and is supplemental to and should be read in conjunction with a base listing document dated 19 June 2020 including such further base listing documents as may be issued from time to time (the “**Base Listing Document**”) for the purpose of giving information with regard to the Issuer, the Guarantor and the Certificates. Information relating to the Company (as defined below) is contained in this document.

This document does not constitute or form part of any offer, or invitation, to subscribe for or to sell, or solicitation of any offer to subscribe for or to purchase, Certificates or other securities of the Issuer, nor is it calculated to invite, nor does it permit the making of, offers by the public to subscribe for or purchase for cash or other consideration the Certificates or other securities of the Issuer.

Restrictions have been imposed on offers and sales of the Certificates and on distributions of documents relating thereto in Singapore, Hong Kong, the European Economic Area, the United Kingdom and the United States (see “Placing and Sale” contained herein).

The Certificates are complex products. You should exercise caution in relation to them. Investors are warned that the price of the Certificates may fall in value as rapidly as it may rise and

holders may sustain a total loss of their investment. The price of the Certificates also depends on the supply and demand for the Certificates in the market and the price at which the Certificates is trading at any time may differ from the underlying valuation of the Certificates because of market inefficiencies. It is not possible to predict the secondary market for the Certificates. Although the Issuer, the Guarantor and/or any of their affiliates may from time to time purchase the Certificates or sell additional Certificates on the market, the Issuer, the Guarantor and/or any of their affiliates are not obliged to do so. Investors should also note that there are leveraged risks because the Certificates integrate an inverse leverage mechanism and the Certificates will amplify the movements in the increase, and in the decrease, of the value of the Underlying Stock (as defined below) and if the investment results in a loss, any such loss will be increased by the leverage factor of the Certificates. As such, investors could lose more than they would if they had invested directly in the Underlying Stock.

The Certificates are classified as capital markets products other than prescribed capital markets products¹ and Specified Investment Products (SIPs)², and may only be sold to retail investors with enhanced safeguards, including an assessment of such investors' investment knowledge or experience.

The Certificates constitute general unsecured obligations of the Issuer and of no other person, and the guarantee dated 19 June 2020 (the "**Guarantee**") and entered into by the Guarantor constitutes direct unconditional unsecured senior preferred obligations of the Guarantor and of no other person, and if you purchase the Certificates, you are relying upon the creditworthiness of the Issuer and the Guarantor and have no rights under the Certificates against any other person.

Application has been made to the SGX-ST for permission to deal in and for quotation of the Certificates and the SGX-ST has agreed in principle to grant permission to deal in and for quotation of the Certificates. It is expected that dealings in the Certificates will commence on or about 18 March 2021.

As of the date hereof, the Guarantor's long term credit rating by S&P Global Ratings is A, and by Moody's Investors Service, Inc. is A1.

The Issuer is regulated by the Luxembourg Commission de Surveillance du Secteur Financier on a consolidated basis and the Guarantor is regulated by, *inter alia*, the Autorité des Marchés Financiers, the Autorité de Contrôle Prudentiel et de Résolution and the European Central Bank.

17 March 2021

¹ As defined in the Securities and Futures (Capital Markets Products) Regulations 2018.

² As defined in the MAS Notice SFA 04-N12: Notice on the Sale of Investment Products and MAS Notice FAA-N16: Notice on Recommendations on Investment Products.

Subject as set out below, the Issuer and the Guarantor accept full responsibility for the accuracy of the information contained in this document and the Base Listing Document in relation to themselves and the Certificates. To the best of the knowledge and belief of the Issuer and the Guarantor (each of which has taken all reasonable care to ensure that such is the case), the information contained in this document and the Base Listing Document for which they accept responsibility (subject as set out below in respect of the information contained herein with regard to the Company) is in accordance with the facts and does not omit anything likely to affect the import of such information. The information with regard to the Company as set out herein is extracted from publicly available information. The Issuer and the Guarantor accept responsibility only for the accurate reproduction of such information. No further or other responsibility or liability in respect of such information is accepted by the Issuer and the Guarantor.

No person has been authorised to give any information or to make any representation other than those contained in this document in connection with the offering of the Certificates, and, if given or made, such information or representations must not be relied upon as having been authorised by the Issuer or the Guarantor. Neither the delivery of this document nor any sale made hereunder shall under any circumstances create any implication that there has been no change in the affairs of the Issuer, the Guarantor or their respective subsidiaries and associates since the date hereof.

This document does not constitute an offer or invitation by or on behalf of the Issuer or the Guarantor to purchase or subscribe for any of the Certificates. The distribution of this document and the offering of the Certificates may, in certain jurisdictions, be restricted by law. The Issuer and the Guarantor require persons into whose possession this document comes to inform themselves of and observe all such restrictions. In particular, the Certificates and the Guarantee have not been and will not be registered under the United States Securities Act of 1933, as amended or any state securities law, and trading in the Certificates has not been approved by the United States Commodity Futures Trading Commission (the “**CFTC**”) under the United States Commodity Exchange Act of 1936, as amended and the Issuer will not be registered as an investment company under the United States Investment Company Act of 1940, as amended, and the rules and regulations thereunder. None of the Securities and Exchange Commission, any state securities commission or regulatory authority or any other United States, French or other regulatory authority has approved or disapproved of the Certificates or the Guarantee or passed upon the accuracy or adequacy of this document. Accordingly, Certificates, or interests therein, may not at any time be offered, sold, resold, traded, pledged, exercised, redeemed, transferred or delivered, directly or indirectly, in the United States or to, or for the account or benefit of, U.S. persons, nor may any U.S. person at any time trade, own, hold or maintain a position in the Certificates or any interests therein. In addition, in the absence of relief from the CFTC, offers, sales, re-sales, trades, pledges, exercises, redemptions, transfers or deliveries of Certificates, or interests therein, directly or indirectly, in the United States or to, or for the account or benefit of, U.S. persons, may constitute a violation of United States law governing commodities trading and commodity pools. Consequently, any offer, sale, resale, trade, pledge, exercise, redemption, transfer or delivery made, directly or indirectly, within the United States or to, or for the account or benefit of, a U.S. person will not be recognised. A further description of certain restrictions on offering and sale of the Certificates and distribution of this document is given in the section headed “Placing and Sale” contained herein.

The SGX-ST has made no assessment of, nor taken any responsibility for, the financial soundness of the Issuer or the Guarantor or the merits of investing in the Certificates, nor have they verified the accuracy or the truthfulness of statements made or opinions expressed in this document.

The Issuer, the Guarantor and/or any of their affiliates may repurchase Certificates at any time on or after the date of issue and any Certificates so repurchased may be offered from time to time in one or more transactions in the over-the-counter market or otherwise at prevailing market

prices or in negotiated transactions, at the discretion of the Issuer, the Guarantor and/or any of their affiliates. Investors should not therefore make any assumption as to the number of Certificates in issue at any time.

References in this document to the “**Conditions**” shall mean references to the Terms and Conditions of the European Style Cash Settled Long/Short Certificates on Single Equities contained in the Base Listing Document. Terms not defined herein shall have the meanings ascribed thereto in the Conditions.

Table of Contents

	<i>Page</i>
Risk Factors	6
Terms and Conditions of the Certificates	16
Terms and Conditions of the European Style Cash Settled Long/Short Certificates on Single Equities	25
Summary of the Issue	39
Information relating to the European Style Cash Settled Short Certificates on Single Equities	41
Information relating to the Company	56
Information relating to the Designated Market Maker	57
Supplemental Information relating to the Guarantor	59
Supplemental General Information	60
Placing and Sale	62
Appendix I	
Appendix II	

RISK FACTORS

The following are risk factors relating to the Certificates:

- (a) investment in Certificates involves substantial risks including market risk, liquidity risk, and the risk that the Issuer and/or the Guarantor will be unable to satisfy its/their obligations under the Certificates. Investors should ensure that they understand the nature of all these risks before making a decision to invest in the Certificates. You should consider carefully whether Certificates are suitable for you in light of your experience, objectives, financial position and other relevant circumstances. Certificates are not suitable for inexperienced investors;
- (b) the Certificates constitute general unsecured obligations of the Issuer and of no other person, and the Guarantee constitutes direct unconditional unsecured senior preferred obligations of the Guarantor and of no other person. In particular, it should be noted that the Issuer issues a large number of financial instruments, including Certificates, on a global basis and, at any given time, the financial instruments outstanding may be substantial. If you purchase the Certificates, you are relying upon the creditworthiness of the Issuer and the Guarantor and have no rights under the Certificates against any other person;
- (c) since the Certificates relate to the price of the Underlying Stock, certain events relating to the Underlying Stock may cause adverse movements in the value and the price of the Underlying Stock, as a result of which, the Certificate Holders (as defined in the Conditions of the Certificates) may, in extreme circumstances, sustain a significant loss of their investment if the price of the Underlying Stock has risen sharply;
- (d) due to their nature, the Certificates can be volatile instruments and may be subject to considerable fluctuations in value. The price of the Certificates may fall in value as rapidly as it may rise due to, including but not limited to, variations in the frequency and magnitude of the changes in the price of the Underlying Stock, the time remaining to expiry, the currency exchange rates and the creditworthiness of the Issuer and the Guarantor;
- (e) if, whilst any of the Certificates remain unexercised, trading in the Underlying Stock is suspended or halted on the relevant stock exchange, trading in the Certificates may be suspended for a similar period;
- (f) as indicated in the Conditions of the Certificates and herein, a Certificate Holder must tender a specified number of Certificates at any one time in order to exercise. Thus, Certificate Holders with fewer than the specified minimum number of Certificates in a particular series will either have to sell their Certificates or purchase additional Certificates, incurring transactions costs in each case, in order to realise their investment;
- (g) investors should note that in the event of there being a Market Disruption Event (as defined in the Conditions) determination or payment of the Cash Settlement Amount (as defined in the Conditions) may be delayed, all as more fully described in the Conditions;
- (h) certain events relating to the Underlying Stock require or, as the case may be, permit the Issuer to make certain adjustments or amendments to the Conditions. Investors may refer to the Conditions 4 and 6 on pages 30 to 34 and the examples and illustrations of adjustments set out in the "Information relating to the European Style Cash Settled Short Certificates on Single Equities" section of this document for more information;

- (i) the Certificates are only exercisable on the Expiry Date and may not be exercised by Certificate Holders prior to such Expiry Date. Accordingly, if on the Expiry Date the Cash Settlement Amount is zero, a Certificate Holder will lose the value of his investment;
- (j) the total return on an investment in any Certificate may be affected by the Hedging Fee Factor (as defined below), Management Fee (as defined below) and Gap Premium (as defined below);
- (k) investors holding their position overnight should note that they would be required to bear the annualised cost which consists of the Management Fee and Gap Premium, which are calculated daily and applied to the value of the Certificates, as well as certain costs embedded within the Leverage Inverse Strategy (as described below) including the Stock Borrowing Cost (as defined below) and Rebalancing Cost (as defined below);
- (l) investors should note that there may be an exchange rate risk relating to the Certificates where the Cash Settlement Amount is converted from a foreign currency into Singapore dollars.

Exchange rates between currencies are determined by forces of supply and demand in the foreign exchange markets. These forces are, in turn, affected by factors such as international balances of payments and other economic and financial conditions, government intervention in currency markets and currency trading speculation. Fluctuations in foreign exchange rates, foreign political and economic developments, and the imposition of exchange controls or other foreign governmental laws or restrictions applicable to such investments may affect the foreign currency market price and the exchange rate-adjusted equivalent price of the Certificates. Fluctuations in the exchange rate of any one currency may be offset by fluctuations in the exchange rate of other relevant currencies;

- (m) investors should note that there are leveraged risks because the Certificates integrate an inverse leverage mechanism and the Certificates will amplify the movements in the increase, and in the decrease, of the value of the Underlying Stock and if the investment results in a loss, any such loss will be increased by the leverage factor of the Certificates. As such, investors could lose more than they would if they had invested directly in the Underlying Stock;
- (n) when held for longer than a day, the performance of the Certificates could be more or less than the leverage factor that is embedded within the Certificates. The performance of the Certificates each day is locked in, and any subsequent returns are based on what was achieved the previous day. This process, referred to as compounding, may lead to a performance difference from 5 times the inverse performance of the Underlying Stock over a period longer than one day. This difference may be amplified in a volatile market with a sideways trend, where market movements are not clear in direction, whereby investors may sustain substantial losses;
- (o) the Air Bag Mechanism (as defined below) is triggered only when the Underlying Stock is calculated or traded, which may not be during the trading hours of the Relevant Stock Exchange for the Certificates (as defined below);
- (p) investors should note that the Air Bag Mechanism reduces the impact on the Leverage Inverse Strategy if the Underlying Stock rises further, but will also maintain a reduced exposure to the Underlying Stock in the event the Underlying Stock starts to fall after the Air Bag Mechanism is triggered, thereby reducing its ability to recoup losses;

- (q) there is no assurance that the Air Bag Mechanism will prevent investors from losing the entire value of their investment, in the event of (i) an overnight increase in the Underlying Stock, where there is a 20% or greater gap between the previous day closing price and the opening price of the Underlying Stock the following day, as the Air Bag Mechanism will only be triggered when market opens the following day or (ii) a sharp intraday increase in the price of the Underlying Stock of 20% or greater within the 15 minutes Observation Period compared to the reference price, being: (1) if air bag has not been previously triggered on the same day, the previous closing price of the Underlying Stock, or (2) if one or more air bag have been previously triggered on the same day, the latest New Observed Price. Investors may refer to pages 49 to 50 of this document for more information;
- (r) certain events may, pursuant to the terms and conditions of the Certificates, trigger (i) the implementation of methods of adjustment or (ii) the early termination of the Certificates. The Issuer will give the investors reasonable notice of any early termination. If the Issuer terminates the Certificates early, then the Issuer will, if and to the extent permitted by applicable law, pay an amount to each Certificate Holder in respect of each Certificate held by such holder equal to the fair market value of the Certificate less the cost to the Issuer of unwinding any underlying related hedging arrangements, all as determined by the Issuer in its sole and absolute discretion. The performance of this commitment shall depend on (i) general market conditions and (ii) the liquidity conditions of the underlying instrument(s) and, as the case may be, of any other hedging transactions. Investors should note that the amount repaid by the Issuer may be less than the amount initially invested. Investors may refer to the Condition 13 on pages 36 to 38 of this document for more information;
- (s) there is no assurance that an active trading market for the Certificates will sustain throughout the life of the Certificates, or if it does sustain, it may be due to market making on the part of the Designated Market Maker. The Issuer acting through its Designated Market Maker may be the only market participant buying and selling the Certificates. Therefore, the secondary market for the Certificates may be limited and you may not be able to realise the value of the Certificates. Do note that the bid-ask spread increases with illiquidity;
- (t) in the ordinary course of their business, including without limitation, in connection with the Issuer or its appointed designated market maker's market making activities, the Issuer, the Guarantor and any of their respective subsidiaries and affiliates may effect transactions for their own account or for the account of their customers and hold long or short positions in the Underlying Stock. In addition, in connection with the offering of any Certificates, the Issuer, the Guarantor and any of their respective subsidiaries and affiliates may enter into one or more hedging transactions with respect to the Underlying Stock. In connection with such hedging or market-making activities or with respect to proprietary or other trading activities by the Issuer, the Guarantor and any of their respective subsidiaries and affiliates, the Issuer, the Guarantor and any of their respective subsidiaries and affiliates may enter into transactions in the Underlying Stock which may affect the market price, liquidity or value of the Certificates and which may affect the interests of Certificate Holders;
- (u) various potential and actual conflicts of interest may arise from the overall activities of the Issuer, the Guarantor and/or any of their subsidiaries and affiliates.

The Issuer, the Guarantor and any of their subsidiaries and affiliates are diversified financial institutions with relationships in countries around the world. These entities engage in a wide range of commercial and investment banking, brokerage, funds management, hedging transactions and investment and other activities for their own account or the account of others. In addition, the Issuer, the Guarantor and any of their subsidiaries and affiliates, in

connection with their other business activities, may possess or acquire material information about the Underlying Stock. Such activities and information may involve or otherwise affect issuers of the Underlying Stock in a manner that may cause consequences adverse to the Certificate Holders or otherwise create conflicts of interests in connection with the issue of Certificates by the Issuer. Such actions and conflicts may include, without limitation, the exercise of voting power, the purchase and sale of securities, financial advisory relationships and exercise of creditor rights. The Issuer, the Guarantor and any of their subsidiaries and affiliates have no obligation to disclose such information about the Underlying Stock or such activities. The Issuer, the Guarantor and any of their subsidiaries and affiliates and their officers and directors may engage in any such activities without regard to the issue of Certificates by the Issuer or the effect that such activities may directly or indirectly have on any Certificate;

- (v) legal considerations which may restrict the possibility of certain investments:

Some investors' investment activities are subject to specific laws and regulations or laws and regulations currently being considered by various authorities. All potential investors must consult their own legal advisers to check whether and to what extent (i) they can legally purchase the Certificates (ii) the Certificates can be used as collateral security for various forms of borrowing (iii) if other restrictions apply to the purchase of Certificates or their use as collateral security. Financial institutions must consult their legal advisers or regulators to determine the appropriate treatment of the Certificates under any applicable risk-based capital or similar rules;
- (w) the credit rating of the Guarantor is an assessment of its ability to pay obligations, including those on the Certificates. Consequently, actual or anticipated declines in the credit rating of the Guarantor may affect the market value of the Certificates;
- (x) the Certificates are linked to the Underlying Stock and subject to the risk that the price of the Underlying Stock may rise. The following is a list of some of the significant risks associated with the Underlying Stock:
 - Historical performance of the Underlying Stock does not give an indication of future performance of the Underlying Stock. It is impossible to predict whether the price of the Underlying Stock will fall or rise over the term of the Certificates; and
 - The price of the Underlying Stock may be affected by the economic, financial and political events in one or more jurisdictions, including the stock exchange(s) or quotation system(s) on which the Underlying Stock may be traded;
- (y) the value of the Certificates depends on the Leverage Inverse Strategy performance built in the Certificate. The Calculation Agent will make the Leverage Inverse Strategy last closing level and a calculation tool available to the investors on a website;
- (z) two or more risk factors may simultaneously have an effect on the value of a Certificate such that the effect of any individual risk factor may not be predicted. No assurance can be given as to the effect any combination of risk factors may have on the value of a Certificate;
- (aa) as the Certificates are represented by a global warrant certificate which will be deposited with The Central Depository (Pte) Limited ("**CDP**"):
 - (i) investors should note that no definitive certificate will be issued in relation to the Certificates;

- (ii) there will be no register of Certificate Holders and each person who is for the time being shown in the records maintained by CDP as entitled to a particular number of Certificates by way of interest (to the extent of such number) in the global warrant certificate in respect of those Certificates represented thereby shall be treated as the holder of such number of Certificates;
 - (iii) investors will need to rely on any statements received from their brokers/custodians as evidence of their interest in the Certificates; and
 - (iv) notices to such Certificate Holders will be published on the web-site of the SGX-ST. Investors will need to check the web-site of the SGX-ST regularly and/or rely on their brokers/custodians to obtain such notices;
- (bb) the reform of HIBOR may adversely affect the value of the Certificates

The Hong Kong Inter-bank Offered Rate (“**HIBOR**”) benchmark is referenced in the Leverage Inverse Strategy.

It is not possible to predict with certainty whether, and to what extent, HIBOR will continue to be supported going forwards. This may cause HIBOR to perform differently than they have done in the past, and may have other consequences which cannot be predicted. Such factors may have (without limitation) the following effects: (i) discouraging market participants from continuing to administer or contribute to a benchmark; (ii) triggering changes in the rules or methodologies used in the benchmark and/or (iii) leading to the disappearance of the benchmark. Any of the above changes or any other consequential changes as a result of international or national reforms or other initiatives or investigations, could have a material adverse effect on the value of and return on the Certificates.

In addition, the occurrence of a modification or cessation of HIBOR may cause adjustment of the Certificates which may include selecting one or more successor benchmarks and making related adjustments to the Certificates, including if applicable to reflect increased costs.

The Calculation Agent may make adjustments as it may determine appropriate if any of the following circumstances occurs or may occur: (1) HIBOR is materially changed or cancelled or (2)(i) the relevant authorisation, registration, recognition, endorsement, equivalence decision or approval in respect of the benchmark or the administrator or sponsor of the benchmark is not obtained, (ii) an application for authorisation, registration, recognition, endorsement, equivalence decision, approval or inclusion in any official register is rejected or (iii) any authorisation, registration, recognition, endorsement, equivalence decision or approval is suspended or inclusion in any official register is withdrawn.

Investors should consult their own independent advisers and make their own assessment about the potential risks imposed by any of the international or national reforms in making any investment decision with respect to any Certificate;

- (cc) the US Foreign Account Tax Compliance Act (“**FATCA**”) withholding risk:

FATCA generally imposes a 30 per cent. withholding tax on certain U.S.-source payments to certain non-US persons that do provide certification of their compliance with IRS rules to disclose the identity of their US owners and account holders (if any) or establish a basis for exemption for such disclosure. The Issuer is subject to FATCA and, as a result, is required to obtain certification from investors that they have complied with FATCA disclosure requirements or have established a basis for exemption from FATCA. If an investor does not provide us with such certification, the Issuer and the Guarantor could be required to withhold U.S. tax on U.S.-source income (if any) paid pursuant to the Certificates. In certain cases, the

Issuer could be required to close an account of an investor who does not comply with the FATCA certification procedures.

FATCA IS PARTICULARLY COMPLEX. EACH INVESTOR SHOULD CONSULT ITS OWN TAX ADVISER TO OBTAIN A MORE DETAILED EXPLANATION OF FATCA AND TO DETERMINE HOW THIS LEGISLATION MIGHT AFFECT EACH INVESTOR IN ITS PARTICULAR CIRCUMSTANCES;

(dd) U.S. withholding tax

The Issuer has determined that this Certificate is not linked to U.S. Underlying Equities within the meaning of applicable regulations under Section 871(m) of the United States Internal Revenue Code, as discussed in the accompanying Base Listing Document under “TAXATION—TAXATION IN THE UNITED STATES OF AMERICA—Section 871(m) of the U.S. Internal Revenue Code of 1986.” Accordingly, the Issuer expects that Section 871(m) will not apply to the Certificates. Such determination is not binding on the IRS, and the IRS may disagree with this determination. Section 871(m) is complex and its application may depend on a Certificate Holder’s particular circumstances. Certificate Holders should consult with their own tax advisers regarding the potential application of Section 871(m) to the Certificates; and

(ee) risk factors relating to the BRRD

French and Luxembourg law and European legislation regarding the resolution of financial institutions may require the write-down or conversion to equity of the Certificates or other resolution measures if the Issuer or the Guarantor is deemed to meet the conditions for resolution

Directive 2014/59/EU of the European Parliament and of the Council of the European Union dated 15 May 2014 establishing a framework for the recovery and resolution of credit institutions and investment firms (the “**BRRD**”) entered into force on 2 July 2014. The BRRD has been implemented into Luxembourg law by, among others, the Luxembourg act dated 18 December 2015 on the failure of credit institutions and certain investment firms, as amended (the “**BRR Act 2015**”). Under the BRR Act 2015, the competent authority is the Luxembourg financial sector supervisory authority (*Commission de surveillance du secteur financier*, the CSSF) and the resolution authority is the CSSF acting as resolution council (*conseil de résolution*).

Moreover, Regulation (EU) No. 806/2014 of the European Parliament and of the Council of 15 July 2014 establishing uniform rules and a uniform procedure for the resolution of credit institutions and certain investment firms in the framework of a Single Resolution Mechanism (“**SRM**”) and a Single Resolution Fund (the “**SRM Regulation**”) has established a centralised power of resolution entrusted to a Single Resolution Board (the “**SRB**”) in cooperation with the national resolution authorities.

Since 2014, the European Central Bank (“**ECB**”) has taken over the prudential supervision of significant credit institutions in the member states of the Eurozone under the Single Supervisory Mechanism (“**SSM**”). In addition, the SRM has been put in place to ensure that the resolution of credit institutions and certain investment firms across the Eurozone is harmonised. As mentioned above, the SRM is managed by the SRB. Under Article 5(1) of the SRM Regulation, the SRM has been granted those responsibilities and powers granted to the EU Member States’ resolution authorities under the BRRD for those credit institutions and certain investment firms subject to direct supervision by the ECB. The ability of the SRB to exercise these powers came into force at the beginning of 2016.

Societe Generale has been designated as a significant supervised entity for the purposes of Article 49(1) of Regulation (EU) No 468/2014 of the ECB of 16 April 2014 establishing the framework for cooperation within the SSM between the ECB and national competent authorities and with national designated authorities (the “**SSM Regulation**”) and is consequently subject to the direct supervision of the ECB in the context of the SSM. This means that Societe Generale and SG Issuer (being covered by the consolidated prudential supervision of Societe Generale) are also subject to the SRM which came into force in 2015. The SRM Regulation mirrors the BRRD and, to a large part, refers to the BRRD so that the SRB is able to apply the same powers that would otherwise be available to the relevant national resolution authority.

The stated aim of the BRRD and the SRM Regulation is to provide for the establishment of an EU-wide framework for the recovery and resolution of credit institutions and certain investment firms. The regime provided for by the BRRD is, among other things, stated to be needed to provide the resolution authority designated by each EU Member State (the “**Resolution Authority**”) with a credible set of tools to intervene sufficiently early and quickly in an unsound or failing institution so as to ensure the continuity of the institution’s critical financial and economic functions while minimising the impact of an institution’s failure on the economy and financial system (including taxpayers’ exposure to losses).

Under the SRM Regulation, a centralised power of resolution is established and entrusted to the SRB acting in cooperation with the national resolution authorities. In accordance with the provisions of the SRM Regulation, when applicable, the SRB, has replaced the national resolution authorities designated under the BRRD with respect to all aspects relating to the decision-making process and the national resolution authorities designated under the BRRD continue to carry out activities relating to the implementation of resolution schemes adopted by the SRB. The provisions relating to the cooperation between the SRB and the national resolution authorities for the preparation of the institutions’ resolution plans have applied since 1 January 2015 and the SRM has been fully operational since 1 January 2016.

The SRB is the Resolution Authority for the Issuer and the Guarantor.

The powers provided to the Resolution Authority in the BRRD and the SRM Regulation include write-down/conversion powers to ensure that capital instruments (including subordinated debt instruments) and eligible liabilities (including senior debt instruments if junior instruments prove insufficient to absorb all losses) absorb losses of the issuing institution that is subject to resolution in accordance with a set order of priority (the “**Bail-in Power**”). The conditions for resolution under the SRM Regulation are deemed to be met when: (i) the Resolution Authority determines that the institution is failing or is likely to fail, (ii) there is no reasonable prospect that any measure other than a resolution measure would prevent the failure within a reasonable timeframe, and (iii) a resolution measure is necessary for the achievement of the resolution objectives (in particular, ensuring the continuity of critical functions, avoiding a significant adverse effect on the financial system, protecting public funds by minimizing reliance on extraordinary public financial support, and protecting client funds and assets) and winding up of the institution under normal insolvency proceedings would not meet those resolution objectives to the same extent.

The Resolution Authority could also, independently of a resolution measure or in combination with a resolution measure, fully or partially write-down or convert capital instruments (including subordinated debt instruments) into equity when it determines that the institution or its group will no longer be viable unless such write-down or conversion power is exercised or when the institution requires extraordinary public financial support (except when extraordinary

public financial support is provided in Article 10 of the SRM Regulation). The terms and conditions of the Certificates contain provisions giving effect to the Bail-in Power in the context of resolution and write-down or conversion of capital instruments at the point of non-viability.

The Bail-in Power could result in the full (i.e., to zero) or partial write-down or conversion of the Certificates into ordinary shares or other instruments of ownership, or the variation of the terms of the Certificates (for example, the maturity and/or interest payable may be altered and/or a temporary suspension of payments may be ordered). Extraordinary public financial support should only be used as a last resort after having assessed and applied, to the maximum extent practicable, the resolution measures. No support will be available until a minimum amount of contribution to loss absorption and recapitalization of 8% of total liabilities including own funds has been made by shareholders, holders of capital instruments and other eligible liabilities through write-down, conversion or otherwise.

In addition to the Bail-in Power, the BRRD provides the Resolution Authority with broader powers to implement other resolution measures with respect to institutions that meet the conditions for resolution, which may include (without limitation) the sale of the institution's business, the creation of a bridge institution, the separation of assets, the replacement or substitution of the institution as obligor in respect of debt instruments, modifications to the terms of debt instruments (including altering the maturity and/or the amount of interest payable and/or imposing a temporary suspension on payments), removing management, appointing an interim administrator, and discontinuing the listing and admission to trading of financial instruments.

Before taking a resolution measure, including implementing the Bail-in Power, or exercising the power to write down or convert relevant capital instruments, the Resolution Authority must ensure that a fair, prudent and realistic valuation of the assets and liabilities of the institution is carried out by a person independent from any public authority.

The application of any measure under the BRRD and the SRM Regulation or any suggestion of such application with respect to the Issuer, the Guarantor or the Group could materially adversely affect the rights of Certificate Holders, the price or value of an investment in the Certificates and/or the ability of the Issuer or the Guarantor to satisfy its obligations under any Certificates, and as a result investors may lose their entire investment.

Moreover, if the Issuer's or the Guarantor's financial condition deteriorates, the existence of the Bail-in Power, the exercise of write-down/conversion powers or any other resolution tools by the Resolution Authority independently of a resolution measure or in combination with a resolution measure when it determines that the Issuer, the Guarantor or the Group will no longer be viable could cause the market price or value of the Certificates to decline more rapidly than would be the case in the absence of such powers.

Since 1 January 2016, EU credit institutions (such as Societe Generale) and certain investment firms have to meet, at all times, a minimum requirement for own funds and eligible liabilities ("**MREL**") pursuant to Article 12 of the SRM Regulation. MREL, which is expressed as a percentage of the total liabilities and own funds of the institution, aims at preventing institutions from structuring their liabilities in a manner that impedes the effectiveness of the Bail-in Power in order to facilitate resolution.

The current regime will evolve as a result of the changes adopted by the EU legislators. On 7 June 2019, as part of the contemplated amendments to the so-called "EU Banking Package", the following legislative texts have been published in the Official Journal of the EU 14 May

2019:

- Directive (EU) 2019/879 of the European Parliament and of the Council of 20 May 2019 amending the BRRD as regards the loss-absorbing and recapitalisation capacity of credit institutions and investment firms (the “**BRRD II**”); and
- Regulation (EU) 2019/877 of the European Parliament and of the Council of 20 May 2019 amending the SRM Regulation as regards the loss-absorbing and recapitalisation capacity (“**TLAC**”) of credit institutions and investment firms (the “**SRM II Regulation**” and, together with the BRRD II, the “**EU Banking Package Reforms**”).

The EU Banking Package Reforms will introduce, among other things, the TLAC standard as implemented by the Financial Stability Board's TLAC Term Sheet (“**FSB TLAC Term Sheet**”), by adapting, among others, the existing regime relating to the specific MREL with aim of reducing risks in the banking sector and further reinforcing institutions’ ability to withstand potential shocks will strengthen the banking union and reduce risks in the financial system.

The TLAC will be implemented in accordance with the FSB TLAC Term Sheet, which impose a level of “Minimum TLAC” that will be determined individually for each global systemically important bank (“**G-SIB**”), such as Societe Generale, in an amount at least equal to (i) 16%, plus applicable buffers, of risk weight assets through January 1, 2022 and 18%, plus applicable buffers, thereafter and (ii) 6% of the Basel III leverage ratio denominator through January 1, 2022 and 6.75% thereafter (each of which could be extended by additional firm-specific requirements).

According to Regulation (EU) No 575/2013 of the European Parliament and of the Council of 26 June 2013 on prudential requirements for credit institutions and investment firms (the “**CRR**”), as amended by Regulation (EU) 2019/876 of the European Parliament and of the Council of 20 May 2019 amending the CRR as regards the leverage ratio, the net stable funding ratio, requirements for own funds and eligible liabilities, counterparty credit risk, market risk, exposures to central counterparties, exposures to collective investment undertakings, large exposures, reporting and disclosure requirements (the “**CRR II**”), EU G-SIBs, such as Societe Generale, will have to comply with TLAC requirements, on top of the MREL requirements, as from the entry into force of the CRR II. As such, G-SIBs, such as Societe Generale will have to comply at the same time with TLAC and MREL requirements.

Consequently, criteria for MREL-eligible liabilities will be closely aligned with those laid down in the CRR, as amended by the CRR II for the TLAC-eligible liabilities, but subject to the complementary adjustments and requirements introduced in the BRRD II. In particular, certain debt instruments with an embedded derivative component, such as certain structured notes, will be eligible, subject to certain conditions, to meet the MREL requirements to the extent that they have a fixed or increasing principal amount repayable at maturity that is known in advance while only an additional return is linked to that derivative component and depends on the performance of a reference asset.

The level of capital and eligible liabilities required under MREL will be set by the SRB for Societe Generale on an individual and/or consolidated basis based on certain criteria including systemic importance any may also be set for SG Issuer. Eligible liabilities may be senior or subordinated, provided, among other requirements, that they have a remaining maturity of at least one year and, if governed by non-EU law, they must be able to be written down or converted under that law (including through contractual provisions).

The scope of liabilities used to meet the MREL will include, in principle, all liabilities resulting

from claims arising from ordinary unsecured creditors (non-subordinated liabilities) unless they do not meet specific eligibility criteria set out in the BRRD, as amended by the BRRD II. To enhance the resolvability of institutions and entities through an effective use of the bail-in tool, the SRB should be able to require that the MREL be met with own funds and other subordinated liabilities, in particular where there are clear indications that bailed-in creditors are likely to bear losses in resolution that would exceed the losses that they would incur under normal insolvency proceedings. Moreover the SRB should assess the need to require institutions and entities to meet the MREL with own funds and other subordinated liabilities where the amount of liabilities excluded from the application of the bail-in tool reaches a certain threshold within a class of liabilities that includes MREL-eligible liabilities. Any subordination of debt instruments requested by the SRB for the MREL shall be without prejudice to the possibility to partly meet the TLAC requirements with non-subordinated debt instruments in accordance with the CRR, as amended by the CRR II, as permitted by the TLAC standard. Specific requirements will apply to resolution groups with assets above EUR 100 billion (top-tier banks).

If the SRB finds that there could exist any obstacles to resolvability by the Issuer or the Guarantor and/or the Group, a higher MREL requirement could be imposed. Any failure by the Issuer or the Guarantor, as applicable, and/or the Group to comply with its MREL may have a material adverse effect on the Issuer's business, financial conditions and results of operations.

TERMS AND CONDITIONS OF THE CERTIFICATES

The following are the terms and conditions of the Certificates and should be read in conjunction with, and are qualified by reference to, the other information set out in this document and the Base Listing Document.

The Conditions are set out in the section headed “Terms and Conditions of the European Style Cash Settled Long/Short Certificates on Single Equities” in the Base Listing Document. For the purposes of the Conditions, the following terms shall have the following meanings:

Certificates:	6,700,000 European Style Cash Settled Short Certificates relating to the ordinary shares of Lenovo Group Limited (the “ Underlying Stock ”)
ISIN:	LU2184319924
Company:	Lenovo Group Limited (RIC: 0992.HK)
Underlying Price ³ and Source:	HK\$8.91 (Reuters)
Calculation Agent:	Société Générale
Strike Level:	Zero
Daily Leverage:	-5x (within the Leverage Inverse Strategy as described below)
Notional Amount per Certificate:	SGD 1.20
Management Fee (p.a.) ⁴ :	0.40%
Gap Premium (p.a.) ⁵ :	6.00%, is a hedging cost against extreme market movements overnight.
Stock Borrowing Cost ⁶ :	The annualised costs for borrowing stocks in order to take an inverse exposure on the Underlying Stock.
Rebalancing Cost ⁶ :	The transaction costs (if applicable), computed as a function of leverage and daily inverse performance of the Underlying Stock.
Launch Date:	11 March 2021
Closing Date:	17 March 2021

³ These figures are calculated as at, and based on information available to the Issuer on or about 17 March 2021. The Issuer is not obliged, and undertakes no responsibility to any person, to update or inform any person of any changes to the figures after 17 March 2021.

⁴ Please note that the Management Fee is calculated on a 360-day basis and may be increased up to a maximum of 3% p.a. on giving one month’s notice to investors. Any increase in the Management Fee will be announced on the SGXNET. Please refer to “Fees and Charges” below for further details of the fees and charges payable and the maximum of such fees as well as other ongoing expenses that may be borne by the Certificates.

⁵ Please note that the Gap Premium is calculated on a 360-day basis.

⁶ These costs are embedded within the Leverage Inverse Strategy. Please note that the Stock Borrowing Cost may be changed on giving 5 Business Days’ notice to investors. Any change in the Stock Borrowing Cost will be announced on the SGXNET.

Expected Listing Date:	18 March 2021
Last Trading Date:	The date falling 5 Business Days immediately preceding the Expiry Date, currently being 9 March 2022
Expiry Date:	16 March 2022 (if the Expiry Date is not a Business Day, then the Expiry Date shall fall on the preceding Business Day and subject to adjustment of the Valuation Date upon the occurrence of Market Disruption Events as set out in the Conditions of the Certificates)
Board Lot:	100 Certificates
Valuation Date:	15 March 2022 or if such day is not an Exchange Business Day, the immediately preceding Exchange Business Day.
Exercise:	The Certificates may only be exercised on the Expiry Date or if the Expiry Date is not a Business Day, the immediately preceding Business Day, in a Board Lot or integral multiples thereof. Certificate Holders shall not be required to deliver an exercise notice. Exercise of Certificates shall be determined by whether the Cash Settlement Amount (less any Exercise Expenses) is positive. If the Cash Settlement Amount (less any Exercise Expenses) is positive, all Certificates shall be deemed to have been automatically exercised at 10:00 a.m. (Singapore time) on the Expiry Date or if the Expiry Date is not a Business Day, the immediately preceding Business Day. The Cash Settlement Amount less the Exercise Expenses in respect of the Certificates shall be paid in the manner set out in Condition 4(c) of the Conditions. In the event the Cash Settlement Amount (less any Exercise Expenses) is zero, all Certificates shall be deemed to have expired at 10:00 a.m. (Singapore time) on the Expiry Date or if the Expiry Date is not a Business Day, the immediately preceding Business Day, and Certificate Holders shall not be entitled to receive any payment from the Issuer in respect of the Certificates.
Cash Settlement Amount:	In respect of each Certificate, shall be an amount payable in the Settlement Currency equal to: Closing Level multiplied by the Notional Amount per Certificate Please refer to the “Information relating to the European Style Cash Settled Short Certificates on Single Equities” section on pages 41 to 55 of this document for examples and illustrations of the calculation of the Cash Settlement Amount.
Hedging Fee Factor:	In respect of each Certificate, shall be an amount calculated as: Product (for t from 2 to Valuation Date) of $(1 - \text{Management Fee} \times (\text{ACT}(t-1;t) \div 360)) \times (1 - \text{Gap Premium}(t-1) \times (\text{ACT}(t-1;t) \div 360))$, where: “t” refers to “ Observation Date ” which means each Underlying Stock Business Day (subject to Market Disruption Event) from (and

including) the Underlying Stock Business Day immediately preceding the Expected Listing Date to the Valuation Date; and

ACT (t-1;t) means the number of calendar days between the Underlying Stock Business Day immediately preceding the Observation Date (which is “t-1”) (included) and the Observation Date (which is “t”) (excluded).

If the Issuer determines, in its sole discretion, that on any Observation Date a Market Disruption Event has occurred, then that Observation Date shall be postponed until the first succeeding Underlying Stock Business Day on which there is no Market Disruption Event, unless there is a Market Disruption Event on each of the five Underlying Stock Business Days immediately following the original date that, but for the Market Disruption Event, would have been an Observation Date. In that case, that fifth Underlying Stock Business Day shall be deemed to be the Observation Date notwithstanding the Market Disruption Event and the Issuer shall determine, its good faith estimate of the level of the Leverage Inverse Strategy and the value of the Certificate on that fifth Underlying Stock Business Day in accordance with the formula for and method of calculation last in effect prior to the occurrence of the first Market Disruption Event taking into account, inter alia, the exchange traded or quoted price of the Underlying Stock and the potential increased cost of hedging by the Issuer as a result of the occurrence of the Market Disruption Event.

An “**Underlying Stock Business Day**” is a day on which The Stock Exchange of Hong Kong Limited (the “**HKEX**”) is open for dealings in Hong Kong during its normal trading hours and banks are open for business in Hong Kong.

Please refer to the “Information relating to the European Style Cash Settled Short Certificates on Single Equities” section on pages 41 to 55 of this document for examples and illustrations of the calculation of the Hedging Fee Factor.

Closing Level: In respect of each Certificate, shall be an amount payable in the Settlement Currency equal to:

$$\left(\frac{\text{Final Reference Level} \times \text{Final Exchange Rate}}{\text{Initial Reference Level} \times \text{Initial Exchange Rate}} - \text{Strike Level} \right) \times \text{Hedging Fee Factor}$$

Initial Reference Level: 1,000

Final Reference Level: The closing level of the Leverage Inverse Strategy (as described below) on the Valuation Date

The calculation of the closing level of the Leverage Inverse Strategy is set out in the “Specific Definitions relating to the Leverage Inverse Strategy” section on pages 21 to 24 below.

Initial Exchange Rate³: 0.1734

Final Exchange Rate:	The rate for the conversion of HKD to SGD as at 5:00pm (Singapore Time) on the Valuation Date as shown on Reuters, provided that if the Reuters service ceases to display such information, as determined by the Issuer by reference to such source(s) as the Issuer may reasonably determine to be appropriate at such a time.
Air Bag Mechanism:	<p>The “Air Bag Mechanism” refers to the mechanism built in the Leverage Inverse Strategy and which is designed to reduce the Leverage Inverse Strategy exposure to the Underlying Stock during extreme market conditions. If the Underlying Stock rises by 15% or more (“Air Bag Trigger Price”) during the trading day (which represents approximately 75% loss after a 5 times inverse leverage), the Air Bag Mechanism is triggered and the Leverage Inverse Strategy is adjusted intra-day. The Air Bag Mechanism reduces the impact on the Leverage Inverse Strategy if the Underlying Stock rises further, but will also maintain a reduced exposure to the Underlying Stock in the event the Underlying Stock starts to fall after the Air Bag Mechanism is triggered, thereby reducing its ability to recoup losses.</p> <p>Trading of Certificates is suspended for at least 30 minutes after the Air Bag is triggered.</p> <p>The Leverage Inverse Strategy is floored at 0 and the Certificates cannot be valued below zero.</p> <p>Please refer to the “Extraordinary Strategy Adjustment for Performance Reasons (“Air Bag Mechanism”)” section on pages 22 to 24 below and the “Description of Air Bag Mechanism” section on pages 47 to 48 of this document for further information of the Air Bag Mechanism.</p>
Adjustments and Extraordinary Events:	The Issuer has the right to make adjustments to the terms of the Certificates if certain events, including any capitalisation issue, rights issue, extraordinary distributions, merger, delisting, insolvency (as more specifically set out in the terms and conditions of the Certificates) occur in respect of the Underlying Stock. For the avoidance of doubt, no notice will be given if the Issuer determines that adjustments will not be made.
Underlying Stock Currency:	Hong Kong Dollar (“ HKD ”)
Settlement Currency:	Singapore Dollar (“ SGD ”)
Exercise Expenses:	Certificate Holders will be required to pay all charges which are incurred in respect of the exercise of the Certificates.
Relevant Stock Exchange for the Certificates:	The Singapore Exchange Securities Trading Limited (the “ SGX-ST ”)
Relevant Stock Exchange for the Underlying Stock:	HKEX

Business Day and Exchange Business Day: A “**Business Day**” is a day on which the SGX-ST is open for dealings in Singapore during its normal trading hours and banks are open for business in Singapore.

An “**Exchange Business Day**” is a day on which the SGX-ST and the HKEX are open for dealings in Singapore and Hong Kong respectively during its normal trading hours and banks are open for business in Singapore and Hong Kong.

Warrant Agent: The Central Depository (Pte) Limited (“**CDP**”)

Clearing System: CDP

Fees and Charges: Normal transaction and brokerage fees shall apply to the trading of the Certificates on the SGX-ST. Investors should note that they may be required to pay stamp taxes or other documentary charges in accordance with the laws and practices of the country where the Certificates are transferred. Investors who are in any doubt as to their tax position should consult their own independent tax advisers. In addition, investors should be aware that tax regulations and their application by the relevant taxation authorities change from time to time. Accordingly, it is not possible to predict the precise tax treatment which will apply at any given time.

Investors holding position overnight would also be required to bear the Management Fee and Gap Premium, which are calculated daily and applied to the value of the Certificates, as well as certain costs embedded within the Leverage Inverse Strategy including the Stock Borrowing Cost and Rebalancing Cost. The Management Fee may be increased up to a maximum of 3% p.a. on giving one month’s notice to investors in accordance with the terms and conditions of the Certificates. Any increase in the Management Fee will be announced on the SGXNET.

Further Information: Please refer to the website at dlc.socgen.com for more information on the theoretical closing price of the Certificates on the previous trading day, the closing price of the Underlying Stock on the previous trading day, the Air Bag Trigger Price for each trading day and the Management Fee and Gap Premium.

Specific Definitions relating to the Leverage Inverse Strategy

Description of the Leverage Inverse Strategy

The Leverage Inverse Strategy is designed to track a 5 times daily leveraged inverse exposure to the Underlying Stock.

At the end of each trading day of the Underlying Stock, the exposure of the Leverage Inverse Strategy to the Underlying Stock is reset within the Leverage Inverse Strategy in order to retain a daily leverage of 5 times the inverse performance of the Underlying Stock (excluding costs) regardless of

the performance of the Underlying Stock on the preceding day. This mechanism is referred to as the Daily Reset.

The Leverage Inverse Strategy incorporates an air bag mechanism which is designed to reduce exposure to the Underlying Stock during extreme market conditions, as further described below.

Leverage Inverse Strategy Formula

LSL_t means, for any Observation Date(t), the Leverage Inverse Strategy Closing Level as of such day (t).

Subject to the occurrence of an Intraday Restrike Event, the **Leverage Inverse Strategy Closing Level** as of such Observation Date(t) is calculated in accordance with the following formulae:

On Observation Date(1):

$$LSL_1 = 1000$$

On each subsequent Observation Date(t):

$$LSL_t = \text{Max}[LSL_{t-1} \times (1 + LR_{t-1,t} - FC_{t-1,t} - SB_{t-1,t} - RC_{t-1,t}), 0]$$

LR_{t-1,t} means the Leveraged Return of the Underlying Stock between Observation Date(t-1) and Observation Date(t) closing prices, calculated as follows:

$$LR_{t-1,t} = \text{Leverage} \times \left(\frac{S_t}{S_{t-1} \times Rfactor_t} - 1 \right)$$

FC_{t-1,t} means, the Funding Cost between Observation Date(t-1) (included) and Observation Date(t) (excluded) calculated as follows :

$$FC_{t-1,t} = (\text{Leverage} - 1) \times \frac{\text{Rate}_{t-1} \times \text{ACT}(t - 1, t)}{\text{DayCountBasisRate}}$$

SB_{t-1,t} means the Stock Borrowing Cost between Observation Date(t-1) (included) and Observation Date(t) (excluded) calculated as follows :

$$SB_{t-1,t} = -\text{Leverage} \times \frac{\text{CB} \times \text{ACT}(t - 1, t)}{\text{DayCountBasisRate}}$$

CB means the Cost of Borrowing applicable that is equal to: 3.00%

RC_{t-1,t} means the Rebalancing Cost of the Leverage Inverse Strategy on Observation Date (t), calculated as follows :

$$RC_{t-1,t} = \text{Leverage} \times (\text{Leverage} - 1) \times \left(\left| \frac{S_t}{S_{t-1} \times Rfactor_t} - 1 \right| \right) \times \text{TC}$$

TC means the Transaction Costs applicable (including Stamp Duty) that are equal to :
0.10%

Leverage -5

S_t means, in respect of each Observation Date(t), the Closing Price of the Underlying

Stock as of such Observation Date(t), subject to the adjustments and provisions of the Conditions.

Rate_t means, in respect of each Observation Date(t), the Overnight HKD Hong Kong Interbank Offered Rate (HIBOR) Fixing, as published on Reuters RIC HIKDOND= or any successor page, being the rate as of day (t), provided that if any of such rate is not available, then that rate shall be determined by reference to the latest available rate that was published on the relevant Reuters page. Upon the occurrence or likely occurrence, as determined by the Calculation Agent, of modification, the permanent or indefinite cancellation or cessation in the provision of HIBOR, or a regulator or other official sector entity prohibits the use of HIBOR, the Calculation Agent may make adjustments as it may determine appropriate to account for the relevant event or circumstance, including but not limited to using any alternative rates from such date, with or without retroactive effect as the Calculation Agent may in its sole and absolute discretion determine.

Rfactor_t means, in the event Observation Date (t) is an ex-dividend date of the Underlying Stock, an amount determined by the Calculation Agent, subject to the adjustments and provisions of the Conditions, according to the following formula:

$$Rfactor_t = 1 - \frac{Div_t}{S_{t-1}}$$

where

Div_t is the dividend to be paid out in respect of the Underlying Stock and the relevant ex-dividend date which shall be considered gross of any applicable withholding taxes.

ACT(t-1,t) ACT (t-1;t) means the number of calendar days between the Underlying Stock Business Day immediately preceding the Observation Date (which is “t-1”) (included) and the Observation Date (which is “t”) (excluded).

DayCount 365

BasisRate

Extraordinary Strategy Adjustment for Performance Reasons (“Air Bag Mechanism”)

Extraordinary Strategy Adjustment for Performance Reasons If the Calculation Agent determines that an Intraday Restrike Event has occurred during an Observation Date(t) (the **Intraday Restrike Date**, noted hereafter **IRD**), an adjustment (an **Extraordinary Strategy Adjustment for Performance Reasons**) shall take place during such Observation Date(t) in accordance with the following provisions.

(1) Provided the last Intraday Restrike Observation Period as of such Intraday Restrike Date does not end on the TimeReferenceClosing, the Leverage Inverse Strategy Closing Level on the Intraday Restrike Date (LSL_{IRD}) should be computed as follows :

$$LSL_{IRD} = \text{Max}[ILSL_{IR(n)} \times (1 + ILR_{IR(n),IR(C)} - IRC_{IR(n),IR(C)}), 0]$$

(2) If the last Intraday Restrike Event Observation Period on the relevant Intraday Restrike Date ends on the TimeReferenceClosing:

$$LSL_{IRD} = \text{Max}[ILSL_{IR(n)}, 0]$$

ILSL_{IR(k)} means, in respect of IR(k), the Intraday Leverage Inverse Strategy Level in accordance with the following provisions :

(1) for k = 1 :

$$ILSL_{IR(1)} = \text{Max}[LSL_{IRD-1} \times (1 + ILR_{IR(0),IR(1)} - FC_{IRD-1,IRD} - SB_{IRD-1,IRD} - IRC_{IR(0),IR(1)}), 0]$$

(2) for k > 1 :

$$ILSL_{IR(k)} = \text{Max}[ILSL_{IR(k-1)} \times (1 + ILR_{IR(k-1),IR(k)} - IRC_{IR(k-1),IR(k)}), 0]$$

ILR_{IR(k-1),IR(k)} means the Intraday Leveraged Return between IR(k-1) and IR(k), calculated as follows :

$$ILR_{IR(k-1),IR(k)} = \text{Leverage} \times \left(\frac{IS_{IR(k)}}{IS_{IR(k-1)}} - 1 \right)$$

IRC_{IR(k-1),IR(k)} means the Intraday Rebalancing Cost of the Leverage Inverse Strategy in respect of IR(k) on a given Intraday Restrike Date, calculated as follows :

$$IRC_{IR(k-1),IR(k)} = \text{Leverage} \times (\text{Leverage} - 1) \times \left(\left| \frac{IS_{IR(k)}}{IS_{IR(k-1)}} - 1 \right| \right) \times TC$$

IS_{IR(k)} means the Underlying Stock Price in respect of IR(k) computed as follows :

(1) for k=0

$$IS_{IR(0)} = S_{IRD-1} \times Rfactor_{IRD}$$

(2) for k=1 to n

means in respect of IR(k), the highest price of the Underlying Stock during the respective Intraday Restrike Observation Period

(3) with respect to IR(C)

$$IS_{IR(C)} = S_{IRD}$$

In each case, subject to the adjustments and provisions of the Conditions.

IR(k) For k=0, means the scheduled close for the Relevant Stock Exchange for the Underlying Stock (or any successor thereto) on the Observation Date immediately preceding the relevant Intraday Restrike Date;

For k=1 to n, means the kth Intraday Restrike Event on the relevant Intraday Restrike Date.

IR(C) means the scheduled close for the Relevant Stock Exchange for the Underlying Stock (or any successor thereto) on the relevant Intraday Restrike Date.

n means the number of Intraday Restrike Events that occurred on the relevant Intraday Restrike Date.

Intraday Restrike Event means in respect of an Observation Date(t) :

(1) provided no Intraday Restrike Event has previously occurred on such

Observation Date (t), the increase at any Calculation Time of the Underlying Stock price by 15% or more compared with the relevant Underlying Stock Price $IS_{IR(0)}$ as of such Calculation Time.

(2) if k Intraday Restrike Events have occurred on the relevant Intraday Restrike Date, the increase at any Calculation Time of the Underlying Stock price by 15% or more compared with the relevant Underlying Stock Price $IS_{IR(k)}$ as of such Calculation Time.

Calculation Time	means any time between the TimeReferenceOpening and the TimeReferenceClosing, provided that the relevant data is available to enable the Calculation Agent to determine the Leverage Inverse Strategy Level.
TimeReferenceOpening	means the scheduled opening time for the Relevant Stock Exchange for the Underlying Stock (or any successor thereto).
TimeReferenceClosing	means the scheduled closing time for the Relevant Stock Exchange for the Underlying Stock (or any successor thereto).
Intraday Restrike Event Observation Period	means in respect of an Intraday Restrike Event, the period starting on and excluding the Intraday Restrike Event Time and finishing on and including the sooner between (1) the time falling 15 minutes after the Intraday Restrike Event Time and (2) the TimeReferenceClosing. Where, during such period, the Calculation Agent determines that (1) the trading in the Underlying Stock is disrupted or subject to suspension or limitation or (2) the Relevant Stock Exchange for the Underlying Stock is not open for continuous trading, the Intraday Restrike Event Observation Period will be extended to the extent necessary until (1) the trading in the Underlying Stock is no longer disrupted, suspended or limited and (2) the Relevant Stock Exchange for the Underlying Stock is open for continuous trading.
Intraday Restrike Event Time	means in respect of an Intraday Restrike Event, the Calculation Time on which such event occurs.

The Conditions set out in the section headed “Terms and Conditions of the European Style Cash Settled Long/Short Certificates on Single Equities” in the Base Listing Document are set out below. This section is qualified in its entirety by reference to the detailed information appearing elsewhere in this document which shall, to the extent so specified or to the extent inconsistent with the relevant Conditions set out below, replace or modify the relevant Conditions for the purpose of the Certificates.

TERMS AND CONDITIONS OF THE EUROPEAN STYLE CASH SETTLED LONG/SHORT CERTIFICATES ON SINGLE EQUITIES

1. Form, Status and Guarantee, Transfer and Title

- (a) *Form.* The Certificates (which expression shall, unless the context otherwise requires, include any further certificates issued pursuant to Condition 11) are issued subject to and with the benefit of:-
- (i) a master instrument by way of deed poll (the “**Master Instrument**”) dated 19 June 2020, made by SG Issuer (the “**Issuer**”) and Société Générale (the “**Guarantor**”); and
 - (ii) a warrant agent agreement (the “**Master Warrant Agent Agreement**” or “**Warrant Agent Agreement**”) dated any time before or on the Closing Date, made between the Issuer and the Warrant Agent for the Certificates.

Copies of the Master Instrument and the Master Warrant Agent Agreement or Warrant Agent Agreement are available for inspection at the specified office of the Warrant Agent.

The holders of the Certificates (the “**Certificate Holders**”) are entitled to the benefit of, are bound by and are deemed to have notice of all the provisions of the Master Instrument and the Master Warrant Agent Agreement or Warrant Agent Agreement.

- (b) *Status and Guarantee.* The Certificates constitute direct, general and unsecured obligations of the Issuer and rank, and will rank, equally among themselves and *pari passu* with all other present and future unsecured and unsubordinated obligations of the Issuer (save for statutorily preferred exceptions). The Certificates provide for cash settlement on exercise. The Certificates do not entitle Certificate Holders to the delivery of any Underlying Stock, are not secured by the Underlying Stock and do not entitle Certificate Holders to any interest in any Underlying Stock.

The due and punctual payment of any amounts due by the Issuer in respect of the Certificates issued by the Issuer is unconditionally and irrevocably guaranteed by the Guarantor as provided in the Guarantee (each such amount payable under the Guarantee, a “**Guarantee Obligation**”).

The Guarantee Obligations will constitute direct, unconditional, unsecured and unsubordinated obligations of the Guarantor ranking as senior preferred obligations as provided for in Article L. 613-30-3 I 3° of the French Code *Monétaire et Financier* (the “**Code**”).

Such Guarantee Obligations rank and will rank equally and rateably without any preference or priority among themselves and:

- (i) *pari passu* with all other direct, unconditional, unsecured and unsubordinated

obligations of the Guarantor outstanding as of the date of the entry into force of the law no. 2016-1691 (the “**Law**”) on 11 December 2016;

- (ii) *pari passu* with all other present or future direct, unconditional, unsecured and senior preferred obligations (as provided for in Article L. 613-30-3 I 3° of the Code) of the Guarantor issued after the date of the entry into force of the Law on 11 December 2016;
- (iii) junior to all present or future claims of the Guarantor benefiting from the statutorily preferred exceptions; and
- (iv) senior to all present and future senior non-preferred obligations (as provided for in Article L.613-30-3 I 4° of the Code) of the Guarantor.

In the event of the failure of the Issuer to promptly perform its obligations to any Certificate Holder under the terms of the Certificates, such Certificate Holder may, but is not obliged to, give written notice to the Guarantor at Société Générale, Tour Société Générale, 75886 Paris Cedex 18, France marked for the attention of SEGL/JUR/OMF - Market Transactions & Financing.

- (c) **Transfer.** The Certificates are represented by a global warrant certificate (“**Global Warrant**”) which will be deposited with The Central Depository (Pte) Limited (“**CDP**”). Certificates in definitive form will not be issued. Transfers of Certificates may be effected only in Board Lots or integral multiples thereof. All transactions in (including transfers of) Certificates, in the open market or otherwise, must be effected through a securities account with CDP. Title will pass upon registration of the transfer in the records maintained by CDP.
- (d) **Title.** Each person who is for the time being shown in the records maintained by CDP as entitled to a particular number of Certificates shall be treated by the Issuer, the Guarantor and the Warrant Agent as the holder and absolute owner of such number of Certificates, notwithstanding any notice to the contrary. The expression “**Certificate Holder**” shall be construed accordingly.
- (e) **Bail-In.** By the acquisition of Certificates, each Certificate Holder (which, for the purposes of this Condition, includes any current or future holder of a beneficial interest in the Certificates) acknowledges, accepts, consents and agrees:
 - (i) to be bound by the effect of the exercise of the Bail-In Power (as defined below) by the Relevant Resolution Authority (as defined below) on the Issuer’s liabilities under the Certificates, which may include and result in any of the following, or some combination thereof:
 - (A) the reduction of all, or a portion, of the Amounts Due (as defined below), on a permanent basis;
 - (B) the conversion of all, or a portion, of the Amounts Due into shares, other securities or other obligations of the Issuer or the Guarantor or another person (and the issue to the Certificate Holder of such shares, securities or obligations), including by means of an amendment, modification or variation of the Conditions of the Certificates, in which case the Certificate Holder agrees to accept in lieu of its rights under the Certificates any such shares, other securities or other obligations of the Issuer or the Guarantor or another person;

- (C) the cancellation of the Certificates; and/or
- (D) the amendment or alteration of the expiration of the Certificates or amendment of the amounts payable on the Certificates, or the date on which the amounts become payable, including by suspending payment for a temporary period; and

that terms of the Certificates are subject to, and may be varied, if necessary, to give effect to the exercise of the Bail-In Power by the Relevant Resolution Authority or the Regulator,

(the “**Statutory Bail-In**”);

(ii) if the Relevant Resolution Authority exercises its Bail-In Power on liabilities of the Guarantor, pursuant to Article L.613-30-3-I-3 of the French Monetary and Financial Code (the “**M&F Code**”):

- (A) ranking:
 - (1) junior to liabilities of the Guarantor benefitting from statutorily preferred exceptions pursuant to Article L.613-30-3-I 1° and 2 of the M&F Code;
 - (2) *pari passu* with liabilities of the Guarantor as defined in Article L.613-30-3-I-3 of the M&F Code; and
 - (3) senior to liabilities of the Guarantor as defined in Article L.613-30-3-I-4 of the M&F Code; and
- (B) which are not *titres non structurés* as defined under Article R.613-28 of the M&F Code, and
- (C) which are not or are no longer eligible to be taken into account for the purposes of the MREL (as defined below) ratio of the Guarantor

and such exercise of the Bail-In Power results in the write-down or cancellation of all, or a portion of, the principal amount of, or the outstanding amount payable in respect of, and/or interest on, such liabilities, and/or the conversion of all, or a portion, of the principal amount of, or the outstanding amount payable in respect of, or interest on, such liabilities into shares or other securities or other obligations of the Guarantor or another person, including by means of variation to their terms and conditions in order to give effect to such exercise of Bail-In Power, then the Issuer’s obligations under the Certificates will be limited to (i) payment of the amount as reduced or cancelled that would be recoverable by the Certificate Holders and/or (ii) the delivery or the payment of value of the shares or other securities or other obligations of the Guarantor or another person that would be paid or delivered to the Certificate Holders as if, in either case, the Certificates had been directly issued by the Guarantor itself, and as if any Amount Due under the Certificates had accordingly been directly subject to the exercise of the Bail-In Power (the “**Contractual Bail-in**”).

No repayment or payment of the Amounts Due will become due and payable or be paid after the exercise of the Statutory Bail-In with respect to the Issuer or the Guarantor unless, at the time such repayment or payment, respectively, is scheduled to become due, such repayment or payment would be permitted to be made by the

Issuer or the Guarantor under the applicable laws and regulations in effect in France or Luxembourg and the European Union applicable to the Issuer or the Guarantor or other members of its group.

No repayment or payment of the Amounts Due will become due and payable or be paid under the Certificates issued by SG Issuer after implementation of the Contractual Bail-in.

Upon the exercise of the Statutory Bail-in or upon implementation of the Contractual Bail-in with respect to the Certificates, the Issuer or the Guarantor will provide a written notice to the Certificate Holders in accordance with Condition 9 as soon as practicable regarding such exercise of the Statutory Bail-in or implementation of the Contractual Bail-in. Any delay or failure by the Issuer or the Guarantor to give notice shall not affect the validity and enforceability of the Statutory Bail-in or Contractual Bail-in nor the effects on the Certificates described above.

Neither a cancellation of the Certificates, a reduction, in part or in full, of the Amounts Due, the conversion thereof into another security or obligation of the Issuer or the Guarantor or another person, as a result of the exercise of the Statutory Bail-in or the implementation of the Contractual Bail-in with respect to the Certificates will be an event of default or otherwise constitute non-performance of a contractual obligation, or entitle the Certificate Holder to any remedies (including equitable remedies) which are hereby expressly waived.

The matters set forth in this Condition shall be exhaustive on the foregoing matters to the exclusion of any other agreements, arrangements or understandings between the Issuer, the Guarantor and each Certificate Holder. No expenses necessary for the procedures under this Condition, including, but not limited to, those incurred by the Issuer and the Guarantor, shall be borne by any Certificate Holder.

For the purposes of this Condition:

"Amounts Due" means any amounts due by the Issuer under the Certificates.

"Bail-In Power" means any statutory cancellation, write-down and/or conversion power existing from time to time under any laws, regulations, rules or requirements relating to the resolution of banks, banking group companies, credit institutions and/or investment firms, including but not limited to any such laws, regulations, rules or requirements that are implemented, adopted or enacted within the context of a European Union directive or regulation of the European Parliament and of the Council establishing a framework for the recovery and resolution of credit institutions and investment firms, or any other applicable laws or regulations, as amended, or otherwise, pursuant to which obligations of a bank, banking group company, credit institution or investment firm or any of its affiliates can be reduced, cancelled and/or converted into shares or other securities or obligations of the obligor or any other person.

"MREL" means the Minimum Requirement for own funds and Eligible Liabilities as defined in Directive 2014/59/EU of the European Parliament and of the Council of 15 May 2014 establishing a framework for the recovery and resolution of credit institutions and investment firms (as amended from time to time).

"Relevant Resolution Authority" means any authority with the ability to exercise the Bail-in Power on Societe Generale or SG Issuer as the case may be.

“**Regulator**” means the European Central Bank and any successor or replacement thereto, or other authority having primary responsibility for the prudential oversight and supervision of the Issuer.

2. Certificate Rights and Exercise Expenses

- (a) *Certificate Rights.* Every Certificate entitles each Certificate Holder, upon due exercise and on compliance with Condition 4, to payment by the Issuer of the Cash Settlement Amount (as defined below) (if any) in the manner set out in Condition 4.

The “**Cash Settlement Amount**”, in respect of each Certificate, shall be an amount payable in the Settlement Currency equal to the Closing Level multiplied by the Notional Amount per Certificate.

The “**Closing Level**”, in respect of each Certificate, shall be an amount payable in the Settlement Currency equal to:

$$\left(\frac{\text{Final Reference Level} \times \text{Final Exchange Rate}}{\text{Initial Reference Level} \times \text{Initial Exchange Rate}} - \text{Strike Level} \right) \times \text{Hedging Fee Factor}$$

If the Issuer determines, in its sole discretion, that on the Valuation Date or any Observation Date a Market Disruption Event has occurred, then that Valuation Date or Observation Date shall be postponed until the first succeeding Exchange Business Day or Underlying Stock Business Day, as the case may be, on which there is no Market Disruption Event, unless there is a Market Disruption Event on each of the five Exchange Business Days or Underlying Stock Business Days, as the case may be, immediately following the original date that, but for the Market Disruption Event, would have been a Valuation Date or an Observation Date. In that case:-

- (i) that fifth Exchange Business Day or Underlying Stock Business Day, as the case may be, shall be deemed to be the Valuation Date or the Observation Date notwithstanding the Market Disruption Event; and
- (ii) the Issuer shall determine the Final Reference Level or the relevant closing level on the basis of its good faith estimate of the Final Reference Level or the relevant closing level that would have prevailed on that fifth Exchange Business Day or Underlying Stock Business Day, as the case may be, but for the Market Disruption Event.

“**Market Disruption Event**” means the occurrence or existence of (i) any suspension of trading on the Relevant Stock Exchange of the Underlying Stock requested by the Company if that suspension is, in the determination of the Issuer, material, (ii) any suspension of or limitation imposed on trading (including but not limited to unforeseen circumstances such as by reason of movements in price exceeding limits permitted by the Relevant Stock Exchange or any act of God, war, riot, public disorder, explosion, terrorism or otherwise) on the Relevant Stock Exchange in the Underlying Stock if that suspension or limitation is, in the determination of the Issuer, material, or (iii) the closing of the Relevant Stock Exchange or a disruption to trading on the Relevant Stock Exchange if that disruption is, in the determination of the Issuer, material as a result of the occurrence of any act of God, war, riot, public disorder, explosion or terrorism.

- (b) *Exercise Expenses.* Certificate Holders will be required to pay all charges which are incurred in respect of the exercise of the Certificates (the “**Exercise Expenses**”). An amount equivalent to the Exercise Expenses will be deducted by the Issuer from the

Cash Settlement Amount in accordance with Condition 4. Notwithstanding the foregoing, the Certificate Holders shall account to the Issuer on demand for any Exercise Expenses to the extent that they were not or could not be deducted from the Cash Settlement Amount prior to the date of payment of the Cash Settlement Amount to the Certificate Holders in accordance with Condition 4.

- (c) No Rights. The purchase of Certificates does not confer on the Certificate Holders any right (whether in respect of voting, dividend or other distributions in respect of the Underlying Stock or otherwise) which the holder of an Underlying Stock may have.

3. Expiry Date

Unless automatically exercised in accordance with Condition 4(b), the Certificates shall be deemed to expire at 10:00 a.m. (Singapore time) on the Expiry Date or if the Expiry Date is not a Business Day (as defined below), the immediately preceding Business Day.

4. Exercise of Certificates

- (a) *Exercise.* Certificates may only be exercised on the Expiry Date or if the Expiry Date is not a Business Day, the immediately preceding Business Day, in accordance with Condition 4(b).
- (b) *Automatic Exercise.* Certificate Holders shall not be required to deliver an exercise notice. Exercise of Certificates shall be determined by whether the Cash Settlement Amount (less any Exercise Expenses) is positive. If the Cash Settlement Amount (less any Exercise Expenses) is positive, all Certificates shall be deemed to have been automatically exercised at 10:00 a.m. (Singapore time) on the Expiry Date or if the Expiry Date is not a Business Day, the immediately preceding Business Day. The Cash Settlement Amount less the Exercise Expenses in respect of the Certificates shall be paid in the manner set out in Condition 4(c) below. In the event the Cash Settlement Amount (less any Exercise Expenses) is zero, all Certificates shall be deemed to have expired at 10:00 a.m. (Singapore time) on the Expiry Date or if the Expiry Date is not a Business Day, the immediately preceding Business Day, and Certificate Holders shall not be entitled to receive any payment from the Issuer in respect of the Certificates.
- (c) *Settlement.* In respect of Certificates which are automatically exercised in accordance with Condition 4(b), the Issuer will pay to the relevant Certificate Holder the Cash Settlement Amount (if any) in the Settlement Currency. The aggregate Cash Settlement Amount (less any Exercise Expenses) shall be despatched as soon as practicable and no later than five Business Days following the Expiry Date by way of crossed cheque or other payment in immediately available funds drawn in favour of the Certificate Holder only (or, in the case of joint Certificate Holders, the first-named Certificate Holder) appearing in the records maintained by CDP. Any payment made pursuant to this Condition 4(c) shall be delivered at the risk and expense of the Certificate Holder and posted to the Certificate Holder's address appearing in the records maintained by CDP (or, in the case of joint Certificate Holders, to the address of the first-named Certificate Holder appearing in the records maintained by CDP). If the Cash Settlement Amount is equal to or less than the determined Exercise Expenses, no amount is payable.
- (d) *CDP not liable.* CDP shall not be liable to any Certificate Holder with respect to any action taken or omitted to be taken by the Issuer or the Warrant Agent in connection with the exercise of the Certificates or otherwise pursuant to or in connection with

these Conditions.

- (e) *Business Day.* In these Conditions, a “**Business Day**” shall be a day on which the SGX-ST is open for dealings in Singapore during its normal trading hours and banks are open for business in Singapore.

5. Warrant Agent

- (a) *Warrant Agent.* The Issuer reserves the right, subject to the appointment of a successor, at any time to vary or terminate the appointment of the Warrant Agent and to appoint another Warrant Agent provided that it will at all times maintain a Warrant Agent which, so long as the Certificates are listed on the SGX-ST, shall be in Singapore. Notice of any such termination or appointment and of any change in the specified office of the Warrant Agent will be given to the Certificate Holders in accordance with Condition 9.
- (b) *Agent of Issuer.* The Warrant Agent will be acting as agent of the Issuer and will not assume any obligation or duty to or any relationship of agency or trust for the Certificate Holders. All determinations and calculations by the Warrant Agent under these Conditions shall (save in the case of manifest error) be final and binding on the Issuer and the Certificate Holders.

6. Adjustments

- (a) *Potential Adjustment Event.* Following the declaration by a Company of the terms of any Potential Adjustment Event (as defined below), the Issuer will determine whether such Potential Adjustment Event has a dilutive or concentrative or other effect on the theoretical value of the Underlying Stock and, if so, will (i) make the corresponding adjustment, if any, to any one or more of the Conditions as the Issuer determines appropriate to account for that dilutive or concentrative or other effect, and (ii) determine the effective date of that adjustment. The Issuer may, but need not, determine the appropriate adjustment by reference to the adjustment in respect of such Potential Adjustment Event made by an exchange on which options or futures contracts on the Underlying Stock are traded.
- (b) *Definitions.* “**Potential Adjustment Event**” means any of the following:
 - (i) a subdivision, consolidation, reclassification or other restructuring of the Underlying Stock (excluding a Merger Event) or a free distribution or dividend of any such Underlying Stock to existing holders by way of bonus, capitalisation or similar issue;
 - (ii) a distribution or dividend to existing holders of the Underlying Stock of (1) such Underlying Stock, or (2) other share capital or securities granting the right to payment of dividends and/or the proceeds of liquidation of the Company equally or proportionately with such payments to holders of such Underlying Stock, or (3) share capital or other securities of another issuer acquired by the Company as a result of a “spin-off” or other similar transaction, or (4) any other type of securities, rights or warrants or other assets, in any case for payment (in cash or otherwise) at less than the prevailing market price as determined by the Issuer;
 - (iii) an extraordinary dividend;
 - (iv) a call by the Company in respect of the Underlying Stock that is not fully paid;

- (v) a repurchase by the Company of the Underlying Stock whether out of profits or capital and whether the consideration for such repurchase is cash, securities or otherwise;
 - (vi) with respect to a Company an event that results in any shareholder rights pursuant to a shareholder rights agreement or other plan or arrangement of the type commonly referred to as a “poison pill” being distributed, or becoming separated from shares of common stock or other shares of the capital stock of such Company (provided that any adjustment effected as a result of such an event shall be readjusted upon any redemption of such rights); or
 - (vii) any other event that may have, in the opinion of the Issuer, a dilutive or concentrative or other effect on the theoretical value of the Underlying Stock.
- (c) *Merger Event, Tender Offer, Nationalisation and Insolvency.* If a Merger Event, Tender Offer, Nationalisation or Insolvency occurs in relation to the Underlying Stock, the Issuer may take any action described below:
- (i) determine the appropriate adjustment, if any, to be made to any one or more of the Conditions to account for the Merger Event, Tender Offer, Nationalisation or Insolvency, as the case may be, and determine the effective date of that adjustment. The Issuer may, but need not, determine the appropriate adjustment by reference to the adjustment in respect of the Merger Event, Tender Offer, Nationalisation or Insolvency made by an options exchange to options on the Underlying Stock traded on that options exchange;
 - (ii) cancel the Certificates by giving notice to the Certificate Holders in accordance with Condition 9. If the Certificates are so cancelled, the Issuer will pay an amount to each Certificate Holder in respect of each Certificate held by such Certificate Holder which amount shall be the fair market value of a Certificate taking into account the Merger Event, Tender Offer, Nationalisation or Insolvency, as the case may be, less the cost to the Issuer and/or any of its affiliates of unwinding any underlying related hedging arrangements, all as determined by the Issuer in its reasonable discretion. Payment will be made in such manner as shall be notified to the Certificate Holders in accordance with Condition 9; or
 - (iii) following any adjustment to the settlement terms of options on the Underlying Stock on such exchange(s) or trading system(s) or quotation system(s) as the Issuer in its reasonable discretion shall select (the “**Option Reference Source**”) make a corresponding adjustment to any one or more of the Conditions, which adjustment will be effective as of the date determined by the Issuer to be the effective date of the corresponding adjustment made by the Option Reference Source. If options on the Underlying Stock are not traded on the Option Reference Source, the Issuer will make such adjustment, if any, to any one or more of the Conditions as the Issuer determines appropriate, with reference to the rules and precedents (if any) set by the Option Reference Source, to account for the Merger Event, Tender Offer, Nationalisation or Insolvency, as the case may be, that in the determination of the Issuer would have given rise to an adjustment by the Option Reference Source if such options were so traded.

Once the Issuer determines that its proposed course of action in connection with a Merger Event, Tender Offer, Nationalisation or Insolvency, it shall give notice to the Certificate Holders in accordance with Condition 9 stating the occurrence of the Merger Event, Tender Offer, Nationalisation or Insolvency, as the case may be, giving details thereof and the action proposed to be taken in relation thereto. Certificate Holders should be aware that due to the nature of such events, the Issuer will not make an immediate determination of its proposed course of action or adjustment upon the announcement or occurrence of a Merger Event, Tender Offer, Nationalisation or Insolvency.

- (d) *Definitions.* “**Insolvency**” means that by reason of the voluntary or involuntary liquidation, bankruptcy, insolvency, dissolution or winding-up of or any analogous proceeding affecting a Company (i) all the Underlying Stock of that Company is required to be transferred to a trustee, liquidator or other similar official or (ii) holders of the Underlying Stock of that Company become legally prohibited from transferring them. “**Merger Date**” means the closing date of a Merger Event or, where a closing date cannot be determined under the local law applicable to such Merger Event, such other date as determined by the Issuer. “**Merger Event**” means, in respect of the Underlying Stock, any (i) reclassification or change of such Underlying Stock that results in a transfer of or an irrevocable commitment to transfer all of such Underlying Stock outstanding to another entity or person, (ii) consolidation, amalgamation, merger or binding share exchange of a Company with or into another entity or person (other than a consolidation, amalgamation, merger or binding share exchange in which such Company is the continuing entity and which does not result in reclassification or change of all of such Underlying Stock outstanding), (iii) takeover offer, exchange offer, solicitation, proposal or other event by any entity or person to purchase or otherwise obtain 100 per cent. of the outstanding Underlying Stock of the Company that results in a transfer of or an irrevocable commitment to transfer all such Underlying Stock (other than such Underlying Stock owned or controlled by such other entity or person), or (iv) consolidation, amalgamation, merger or binding share exchange of the Company or its subsidiaries with or into another entity in which the Company is the continuing entity and which does not result in a reclassification or change of all such Underlying Stock outstanding but results in the outstanding Underlying Stock (other than Underlying Stock owned or controlled by such other entity) immediately prior to such event collectively representing less than 50 per cent. of the outstanding Underlying Stock immediately following such event, in each case if the Merger Date is on or before the Valuation Date. “**Nationalisation**” means that all the Underlying Stock or all or substantially all of the assets of a Company are nationalised, expropriated or are otherwise required to be transferred to any governmental agency, authority, entity or instrumentality thereof. “**Tender Offer**” means a takeover offer, tender offer, exchange offer, solicitation, proposal or other event by any entity or person that results in such entity or person purchasing, or otherwise obtaining or having the right to obtain, by conversion or other means, greater than 10 per cent. and less than 100 per cent. of the outstanding voting shares of the Company, as determined by the Issuer, based upon the making of filings with governmental or self-regulatory agencies or such other information as the Issuer deems relevant.
- (e) *Other Adjustments.* Except as provided in this Condition 6 and Conditions 10 and 12, adjustments will not be made in any other circumstances, subject to the right reserved by the Issuer (such right to be exercised in the Issuer's sole discretion and

without any obligation whatsoever) to make such adjustments and amendments as it believes appropriate in circumstances where an event or events occur which it believes in its sole discretion (and notwithstanding any prior adjustment made pursuant to the above) should, in the context of the issue of the Certificates and the obligations of the Issuer, give rise to such adjustment or, as the case may be, amendment provided that such adjustment or, as the case may be, amendment is considered by the Issuer not to be materially prejudicial to the Certificate Holders generally (without considering the circumstances of any individual Certificate Holder or the tax or other consequences of such adjustment or amendment in any particular jurisdiction).

- (f) *Notice of Adjustments.* All determinations made by the Issuer pursuant hereto will be conclusive and binding on the Certificate Holders. The Issuer will give, or procure that there is given, notice as soon as practicable of any adjustment and of the date from which such adjustment is effective by publication in accordance with Condition 9. For the avoidance of doubt, no notice will be given if the Issuer determines that adjustments will not be made.

7. Purchases

The Issuer, the Guarantor or any of their respective subsidiaries may at any time purchase Certificates at any price in the open market or by tender or by private treaty. Any Certificates so purchased may be held or resold or surrendered for cancellation.

8. Meetings of Certificate Holders; Modification

- (a) *Meetings of Certificate Holders.* The Master Warrant Agent Agreement or Warrant Agent Agreement contains provisions for convening meetings of the Certificate Holders to consider any matter affecting their interests, including the sanctioning by Extraordinary Resolution (as defined in the Master Warrant Agent Agreement or Warrant Agent Agreement) of a modification of the provisions of the Certificates or of the Master Warrant Agent Agreement or Warrant Agent Agreement.

At least 21 days' notice (exclusive of the day on which the notice is given and of the day on which the meeting is held) specifying the date, time and place of the meeting shall be given to the Certificate Holders.

Such a meeting may be convened by the Issuer or by Certificate Holders holding not less than ten per cent. of the Certificates for the time being remaining unexercised. The quorum at any such meeting for passing an Extraordinary Resolution will be two or more persons holding or representing not less than 25 per cent. of the Certificates for the time being remaining unexercised, or at any adjourned meeting, two or more persons being or representing Certificate Holders whatever the number of Certificates so held or represented.

A resolution will be an Extraordinary Resolution when it has been passed at a duly convened meeting by not less than three-quarters of the votes cast by such Certificate Holders who, being entitled to do so, vote in person or by proxy.

An Extraordinary Resolution passed at any meeting of the Certificate Holders shall be binding on all the Certificate Holders whether or not they are present at the meeting. Resolutions can be passed in writing if passed unanimously.

- (b) *Modification.* The Issuer may, without the consent of the Certificate Holders, effect (i) any modification of the provisions of the Certificates or the Master Instrument which is

not materially prejudicial to the interests of the Certificate Holders or (ii) any modification of the provisions of the Certificates or the Master Instrument which is of a formal, minor or technical nature, which is made to correct an obvious error or which is necessary in order to comply with mandatory provisions of Singapore law. Any such modification shall be binding on the Certificate Holders and shall be notified to them by the Warrant Agent before the date such modification becomes effective or as soon as practicable thereafter in accordance with Condition 9.

9. Notices

- (a) *Documents.* All cheques and other documents required or permitted by these Conditions to be sent to a Certificate Holder or to which a Certificate Holder is entitled or which the Issuer shall have agreed to deliver to a Certificate Holder may be delivered by hand or sent by post addressed to the Certificate Holder at his address appearing in the records maintained by CDP or, in the case of joint Certificate Holders, addressed to the joint holder first named at his address appearing in the records maintained by CDP, and airmail post shall be used if that address is not in Singapore. All documents delivered or sent in accordance with this paragraph shall be delivered or sent at the risk of the relevant Certificate Holder.
- (b) *Notices.* All notices to Certificate Holders will be validly given if published in English on the web-site of the SGX-ST. Such notices shall be deemed to have been given on the date of the first such publication. If publication on the web-site of the SGX-ST is not practicable, notice will be given in such other manner as the Issuer may determine. The Issuer shall, at least one month prior to the expiry of any Certificate, give notice of the date of expiry of such Certificate in the manner prescribed above.

10. Liquidation

In the event of a liquidation or dissolution of the Company or the appointment of a liquidator (including a provisional liquidator) or receiver or judicial manager or trustee or administrator or analogous person under Singapore or other applicable law in respect of the whole or substantially the whole of its undertaking, property or assets, all unexercised Certificates will lapse and shall cease to be valid for any purpose, in the case of voluntary liquidation, on the effective date of the relevant resolution and, in the case of an involuntary liquidation or dissolution, on the date of the relevant court order or, in the case of the appointment of a liquidator (including a provisional liquidator) or receiver or judicial manager or trustee or administrator or analogous person under Singapore or other applicable law in respect of the whole or substantially the whole of its undertaking, property or assets, on the date when such appointment is effective but subject (in any such case) to any contrary mandatory requirement of law. In the event of the voluntary liquidation of the Company, the Issuer shall make such adjustments or amendments as it reasonably believes are appropriate in the circumstances.

11. Further Issues

The Issuer shall be at liberty from time to time, without the consent of the Certificate Holders, to create and issue further certificates so as to form a single series with the Certificates, subject to the approval of the SGX-ST.

12. Delisting

- (a) *Delisting.* If at any time, the Underlying Stock ceases to be listed on the Relevant Stock Exchange, the Issuer shall give effect to these Conditions in such manner and make such adjustments and amendments to the rights attaching to the Certificates as it shall, in its absolute discretion, consider appropriate to ensure, so far as it is

reasonably able to do so, that the interests of the Certificate Holders generally are not materially prejudiced as a consequence of such delisting (without considering the individual circumstances of any Certificate Holder or the tax or other consequences that may result in any particular jurisdiction).

- (b) Issuer's Determination. The Issuer shall determine, in its absolute discretion, any adjustment or amendment and its determination shall be conclusive and binding on the Certificate Holders save in the case of manifest error. Notice of any adjustments or amendments shall be given to the Certificate Holders in accordance with Condition 9 as soon as practicable after they are determined.

13. Early Termination

- (a) *Early Termination for Illegality and Force Majeure, etc.* If the Issuer determines that a Regulatory Event (as defined below) has occurred and, for reasons beyond its control, the performance of its obligations under the Certificates has become illegal or impractical in whole or in part for any reason, or the Issuer determines that, for reasons beyond its control, it is no longer legal or practical for it to maintain its hedging arrangements with respect to the Certificates for any reason, the Issuer may in its discretion and without obligation terminate the Certificates early in accordance with Condition 13(d).

Should any one or more of the provisions contained in the Conditions be or become invalid, the validity of the remaining provisions shall not in any way be affected thereby.

For the purposes of this Condition:

“Regulatory Event” means, following the occurrence of a Change in Law (as defined below) with respect to the Issuer and/or Société Générale as Guarantor or in any other capacity (including without limitation as hedging counterparty of the Issuer, market maker of the Certificates or direct or indirect shareholder or sponsor of the Issuer) or any of its affiliates involved in the issuer of the Certificates (hereafter the **“Relevant Affiliates”** and each of the Issuer, Société Générale and the Relevant Affiliates, a **“Relevant Entity”**) that, after the Certificates have been issued, (i) any Relevant Entity would incur a materially increased (as compared with circumstances existing prior to such event) amount of tax, duty, liability, penalty, expense, fee, cost or regulatory capital charge however defined or collateral requirements for performing its obligations under the Certificates or hedging the Issuer’s obligations under the Certificates, including, without limitation, due to clearing requirements of, or the absence of, clearing of the transactions entered into in connection with the issue of, or hedging the Issuer’s obligation under, the Certificates, (ii) it is or will become for any Relevant Entity impracticable, impossible (in each case, after using commercially reasonable efforts), unlawful, illegal or otherwise prohibited or contrary, in whole or in part, under any law, regulation, rule, judgement, order or directive of any governmental, administrative or judicial authority, or power, applicable to such Relevant Entity (a) to hold, acquire, issue, reissue, substitute, maintain, settle, or as the case may be, guarantee, the Certificates, (b) to acquire, hold, sponsor or dispose of any asset(s) (or any interest thereof) of any other transaction(s) such Relevant Entity may use in connection with the issue of the Certificates or to hedge the Issuer’s obligations under the Certificates, (c) to perform obligations in connection with, the Certificates or any contractual arrangement entered into between the Issuer and Société Générale or any Relevant Affiliate (including without limitation to hedge the

Issuer's obligations under the Certificates) or (d) to hold, acquire, maintain, increase, substitute or redeem all or a substantial part of its direct or indirect shareholding in the Issuer's capital or the capital of any Relevant Affiliate or to directly or indirectly sponsor the Issuer or any Relevant Affiliate, or (iii) there is or may be a material adverse effect on a Relevant Entity in connection with the issue of the Certificates.

"Change in law" means (i) the adoption, enactment, promulgation, execution or ratification of any applicable new law, regulation or rule (including, without limitation, any applicable tax law, regulation or rule) after the Certificates have been issued, (ii) the implementation or application of any applicable law, regulation or rule (including, without limitation, any applicable tax law, regulation or rule) already in force when the Certificates have been issued but in respect of which the manner of its implementation or application was not known or unclear at the time, or (iii) the change of any applicable law, regulation or rule existing when the Certificates are issued, or the change in the interpretation or application or practice relating thereto, existing when the Certificates are issued of any applicable law, regulation or rule, by any competent court, tribunal, regulatory authority or any other entity exercising executive, legislative, judicial, taxing, regulatory or administrative powers or functions of or pertaining to government (including any additional or alternative court, tribunal, authority or entity, to that existing when the Certificates are issued).

- (b) *Early Termination for Holding Limit Event.* The Issuer may in its discretion and without obligation terminate the Certificates early in accordance with Condition 13(d) where a Holding Limit Event (as defined below) occurs.

For the purposes of this Condition:

"Holding Limit Event" means, assuming the investor is the Issuer and/or any of its affiliates, the Issuer together with its affiliates, in aggregate hold, an interest in the Underlying Stock, constituting or likely to constitute (directly or indirectly) ownership, control or the power to vote a percentage of any class of voting securities of the Underlying Stock, of the Underlying Stock in excess of a percentage permitted or advisable, as determined by the Issuer, for the purpose of its compliance with the Bank Holding Company Act of 1956 as amended by Section 619 of the Dodd-Frank Wall Street Reform and Consumer Protection Act (the Volcker Rule), including any requests, regulations, rules, guidelines or directives made by the relevant governmental authority under, or issued by the relevant governmental authority in connection with, such statutes.

- (c) *Early Termination for other reasons.* The Issuer reserves the right (such right to be exercised in the Issuer's sole and unfettered discretion and without any obligation whatsoever) to terminate the Certificates in accordance with Condition 13(d) where an event or events occur which it believes in its sole discretion should, in the context of the issue of the Certificates and the obligations of the Issuer, give rise to such termination provided that such termination (i) is considered by the Issuer not to be materially prejudicial to the interests of Certificate Holders generally (without considering the circumstances of any individual Certificate Holder or the tax or other consequences of such termination in any particular jurisdiction); or (ii) is otherwise considered by the Issuer to be appropriate and such termination is approved by the SGX-ST.
- (d) *Termination.* If the Issuer terminates the Certificates early, then the Issuer will give notice to the Certificate Holders in accordance with Condition 9. The Issuer will, if and

to the extent permitted by applicable law, pay an amount to each Certificate Holder in respect of each Certificate held by such holder equal to the fair market value of a Certificate notwithstanding such illegality, impracticality or the relevant event less the cost to the Issuer of unwinding any underlying related hedging arrangements, all as determined by the Issuer in its sole and absolute discretion. Payment will be made in such manner as shall be notified to the Certificate Holders in accordance with Condition 9.

14. Governing Law

The Certificates, the Master Instrument and the Master Warrant Agent Agreement or Warrant Agent Agreement will be governed by and construed in accordance with Singapore law. The Issuer and the Guarantor and each Certificate Holder (by its purchase of the Certificates) shall be deemed to have submitted for all purposes in connection with the Certificates, the Master Instrument and the Master Warrant Agent Agreement or Warrant Agent Agreement to the non-exclusive jurisdiction of the courts of Singapore. The Guarantee shall be governed by and construed in accordance with Singapore law.

15. Prescription

Claims against the Issuer for payment of any amount in respect of the Certificates will become void unless made within six years of the Expiry Date and, thereafter, any sums payable in respect of such Certificates shall be forfeited and shall revert to the Issuer.

16. Contracts (Rights of Third Parties) Act, Chapter 53B of Singapore

Unless otherwise provided in the Global Warrant, the Master Instrument and the Master Warrant Agent Agreement or Warrant Agent Agreement, a person who is not a party to any contracts made pursuant to the Global Warrant, the Master Instrument and the Master Warrant Agent Agreement or Warrant Agent Agreement has no rights under the Contracts (Rights of Third Parties) Act, Chapter 53B of Singapore to enforce any terms of such contracts. Except as expressly provided herein, the consent of any third party is not required for any subsequent agreement by the parties hereto to amend or vary (including any release or compromise of any liability) or terminate such contracts.

SUMMARY OF THE ISSUE

The following is a summary of the issue and should be read in conjunction with, and is qualified by reference to, the other information set out in this document and the Base Listing Document. Terms used in this Summary are defined in the Conditions.

Issuer:	SG Issuer
Company:	Lenovo Group Limited
The Certificates:	European Style Cash Settled Short Certificates relating to the Underlying Stock
Number:	6,700,000 Certificates
Form:	The Certificates will be issued subject to, and with the benefit of, a master instrument by way of deed poll dated 19 June 2020 (the “ Master Instrument ”) and executed by the Issuer and the Guarantor and a master warrant agent agreement dated 29 May 2017 (the “ Master Warrant Agent Agreement ”) and made between the Issuer, the Guarantor and the Warrant Agent.
Cash Settlement Amount:	In respect of each Certificate, is the amount (if positive) equal to: Notional Amount per Certificate x Closing Level
Denominations:	Certificates are represented by a global warrant in respect of all the Certificates.
Exercise:	The Certificates may only be exercised on the Expiry Date or if the Expiry Date is not a Business Day, the immediately preceding Business Day, in a Board Lot or integral multiples thereof. Certificate Holders will not be required to deliver an exercise notice. If the Cash Settlement Amount (less any Exercise Expenses) is positive, all Certificates will be deemed to have been automatically exercised at 10:00 a.m. (Singapore time) on the Expiry Date or if the Expiry Date is not a Business Day, the immediately preceding Business Day. The Cash Settlement Amount less the Exercise Expenses in respect of the Certificates shall be paid in the manner set out in Condition 4(c) of the Conditions. In the event the Cash Settlement Amount (less any Exercise Expenses) is zero, all Certificates shall be deemed to have expired at 10:00 a.m. (Singapore time) on the Expiry Date or if the Expiry Date is not a Business Day, the immediately preceding Business Day, and Certificate Holders shall not be entitled to receive any payment from the Issuer in respect of the Certificates.
Exercise and Trading Currency:	SGD
Board Lot:	100 Certificates
Transfers of Certificates:	Certificates may only be transferred in Board Lots (or integral multiples

thereof). All transfers in Certificates, in the open market or otherwise, must be effected through a securities account with CDP. Title will pass upon registration of the transfer in the records of CDP.

- Listing: Application has been made to the SGX-ST for permission to deal in and for quotation of the Certificates and the SGX-ST has agreed in principle to grant permission to deal in and for quotation of the Certificates. Issue of the Certificates is conditional on such listing being granted. It is expected that dealings in the Certificates on the SGX-ST will commence on or about 18 March 2021.
- Governing Law: The laws of Singapore
- Warrant Agent: The Central Depository (Pte) Limited
11 North Buona Vista Drive
#06-07 The Metropolis Tower 2
Singapore 138589
- Further Issues: Further issues which will form a single series with the Certificates will be permitted, subject to the approval of the SGX-ST.

The above summary is qualified in its entirety by reference to the detailed information appearing elsewhere in this document and the Base Listing Document.

INFORMATION RELATING TO THE EUROPEAN STYLE CASH SETTLED SHORT CERTIFICATES ON SINGLE EQUITIES

What are European Style Cash Settled Short Certificates on Single Equities?

European style cash settled short certificates on single equities (the “**Certificates**”) are structured products relating to the Underlying Stock and the return on a Certificate is linked to the performance of the Leverage Inverse Strategy.

A) Cash Settlement Amount Payable upon the Exercise of the Certificates at Expiry

Upon the exercise of the Certificates at expiry, the Certificate Holders would be paid a Cash Settlement Amount in respect of each Certificate.

The Cash Settlement Amount, in respect of each Certificate, shall be an amount payable in the Settlement Currency equal to the Closing Level multiplied by the Notional Amount per Certificate.

The Closing Level, in respect of each Certificate, shall be an amount payable in the Settlement Currency equal to (1) divided by (2) less (3) subject to any adjustments such as (4), where:

- (1) is the Final Reference Level multiplied by the Final Exchange Rate;
- (2) is the Initial Reference Level multiplied by the Initial Exchange Rate;
- (3) is the Strike Level; and
- (4) is the Hedging Fee Factor.

If the Cash Settlement Amount (less any Exercise Expenses) is positive, all Certificates shall be deemed to have been automatically exercised and investors will receive a Cash Settlement Amount. If the Cash Settlement Amount (less any Exercise Expenses) is zero, all Certificates shall be deemed to have expired. Please refer to the section headed “Terms and Conditions of the European Style Cash Settled Long/Short Certificates on Single Equities” for further details on the calculation of the Cash Settlement Amount.

The Certificates are only suitable for investors who believe that the price of the Underlying Stock will decrease and are seeking short-term leveraged inverse exposure to the Underlying Stock.

B) Trading the Certificates before Expiry

If the Certificate Holders want to cash out their investments in the Certificates before the expiry of the Certificates, they may sell the Certificates in the secondary market during the life of the Certificates, and would be subject to the following fees and charges:

- (i) For Certificate Holders who trade the Certificates intraday: shall pay normal transaction and brokerage fees for the trading of the Certificates on the SGX-ST, and may be required to pay stamp taxes or other documentary charges in accordance with the laws and practices of the country where the Certificates are transferred; and
- (ii) For Certificate Holders who hold the Certificates overnight: in addition to the normal transaction and brokerage fees and applicable stamp taxes, would also be required to bear the Management Fee and Gap Premium as well as certain costs embedded within the Leverage Inverse Strategy including the Stock Borrowing Cost and Rebalancing Cost.

Illustration of the Calculation of Hedging Fee Factor

Hedging Fee Factor	=	Product of the Daily Fees
--------------------	---	---------------------------

Daily Fees	=	Daily Management Fee Adjustment
		1 – Management Fee x ACT (t-1;t) / 360
		x
		Daily Gap Premium Adjustment
		1 – Gap Premium (t-1) x ACT (t-1;t) / 360

Illustration of the Calculation of Cash Settlement Amount

Cash Settlement Amount = Final Value of Certificates – Strike Level (zero)

Value of Certificates	=	t=0	x	t=1	x	t=2	x ...	t=i			
		Notional Amount		Leverage Inverse Strategy daily performance ⁸		Daily Fees		Leverage Inverse Strategy daily performance	Daily Fees	Leverage Inverse Strategy Daily performance	Daily Fees

Value of Certificates	=	t=0	x	Product of the daily Leverage Inverse Strategy Performance	x	Product of the Daily Fees (Hedging Fee Factor)
		Notional Amount		Leverage Inverse Strategy daily performance x Leverage Inverse Strategy daily performance		Daily Fees x Daily Fees

Final Value of Certificates	=	t=0	x	Final Reference Level x Final Exchange Rate	÷	Initial Reference Level x Initial Exchange Rate	x	Hedging Fee Factor
		Notional Amount						

Illustration of the applicable fees and charges for an intraday trading scenario

Hedging Fee is implemented overnight in the price of the Certificate. As a consequence, when trading intraday, investors will not bear any Hedging Fee.

Investors will only support bid/ask costs, which are the difference between the price at which the Designated Market Maker purchases (bid) and sells (ask) the Certificate at any point of time.

⁷ “t” refers to “**Observation Date**” which means each Underlying Stock Business Day (subject to Market Disruption Event) from (and including) the Underlying Stock Business Day immediately preceding the Expected Listing Date to the Valuation Date.

⁸ Leverage Inverse Strategy daily performance is computed as the Leverage Inverse Strategy Closing Level on Business Day (t) divided by the Leverage Inverse Strategy Closing Level on Business Day (t-1).

Example of Calculation of Hedging Fee Factor and Cash Settlement Amount

The example is purely hypothetical. We include the example to illustrate how the Certificates work, and you MUST NOT rely on them as any indication of the actual return or what the payout on the Certificates might actually be. The example also assumes a product which expires 16 days after listing date, to illustrate the daily calculation of price, costs and fees from listing date to expiry date.

Assuming an investor purchases the following Certificates at the Issue Price:

Underlying Stock:	Ordinary shares of Lenovo Group Limited
Expected Listing Date:	03/07/2018
Expiry Date:	18/07/2018
Initial Reference Level:	1,000
Initial Exchange Rate:	1
Final Reference Level:	1,200
Final Exchange Rate:	1
Issue Price:	1.20 SGD
Notional Amount per Certificate:	1.20 SGD
Management Fee (p.a.):	0.40%
Gap Premium (p.a.):	6.00%
Strike Level:	Zero

Hedging Fee Factor

Hedging Fee Factor on the n^{th} Underlying Stock Business Day after issuance of Certificate ("HFF (n)") is calculated as follows:

$$\text{HFF}(0) = 100\%$$

On Next Calendar Day (assuming it is an Underlying Stock Business Day):

$$\text{HFF}(1) = \text{HFF}(0) \times \left(1 - \text{Management Fee} \times \frac{\text{ACT}(t-1; t)}{360}\right) \times \left(1 - \text{Gap Premium} \times \frac{\text{ACT}(t-1; t)}{360}\right)$$

$$\text{HFF}(1) = 100\% \times \left(1 - 0.40\% \times \frac{1}{360}\right) \times \left(1 - 6.00\% \times \frac{1}{360}\right)$$

$$\text{HFF}(1) = 100\% \times 99.9989\% \times 99.9833\% \approx 99.9822\%$$

Assuming 2nd Underlying Stock Business Day falls 3 Calendar Days after 1st Underlying Stock Business Day:

$$\text{HFF (2)} = \text{HFF (1)} \times \left(1 - \text{Management Fee} \times \frac{\text{ACT (t-1; t)}}{360}\right) \times \left(1 - \text{Gap Premium} \times \frac{\text{ACT (t-1; t)}}{360}\right)$$

$$\text{HFF (2)} = 99.9822\% \times \left(1 - 0.40\% \times \frac{3}{360}\right) \times \left(1 - 6.00\% \times \frac{3}{360}\right)$$

$$\text{HFF (2)} = 99.9822\% \times 99.9967\% \times 99.9500\% \approx 99.9289\%$$

The same principle applies to the following Underlying Stock Business Days:

$$\text{HFF (n)} = \text{HFF (n-1)} \times \left(1 - \text{Management Fee} \times \frac{\text{ACT (t-1; t)}}{360}\right) \times \left(1 - \text{Gap Premium} \times \frac{\text{ACT (t-1; t)}}{360}\right)$$

In this example, the Hedging Fee Factor as of the Valuation Date would be equal to 99.7337% as illustrated below:

Date	HFF
3/7/2018	100.0000%
4/7/2018	99.9822%
5/7/2018	99.9644%
6/7/2018	99.9467%
9/7/2018	99.8934%
10/7/2018	99.8756%
11/7/2018	99.8579%
12/7/2018	99.8401%
13/7/2018	99.8224%
16/7/2018	99.7691%
17/7/2018	99.7514%
18/7/2018	99.7337%

Cash Settlement Amount

In this example, the Closing Level and the Cash Settlement Amount would be computed as follows:

Closing Level = [(Final Reference Level x Final Exchange Rate) / (Initial Reference Level x Initial Exchange Rate) – Strike Level] x Hedging Fee Factor

$$= [(1200 \times 1) / (1000 \times 1) - 0] \times 99.7337\%$$

$$= 119.68\%$$

Cash Settlement Amount = Closing Level x Notional Amount per Certificate

$$= 119.68\% \times 1.20 \text{ SGD}$$

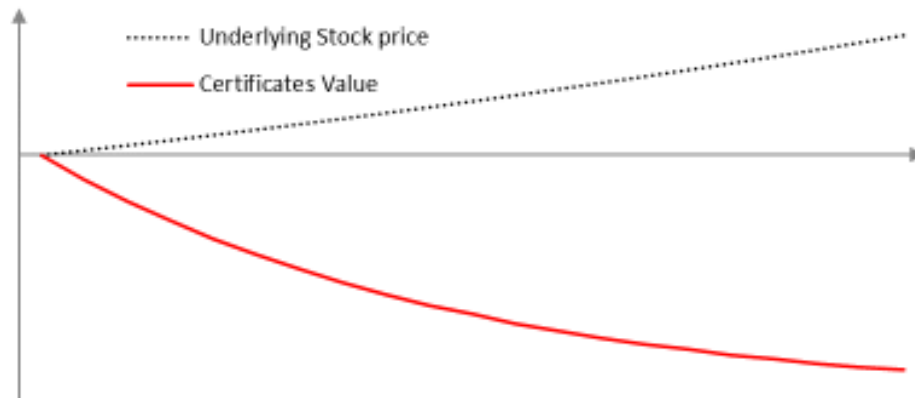
$$= \mathbf{1.436 \text{ SGD}}$$

Illustration on how returns and losses can occur under different scenarios

The examples are purely hypothetical and do not take fees and charges payable by investors into consideration. The examples highlight the effect of the Underlying Stock performance on the value of the Certificates and do not take into account the possible influence of fees, exchange rates, dividends, or any other market parameters.

1. Illustrative examples

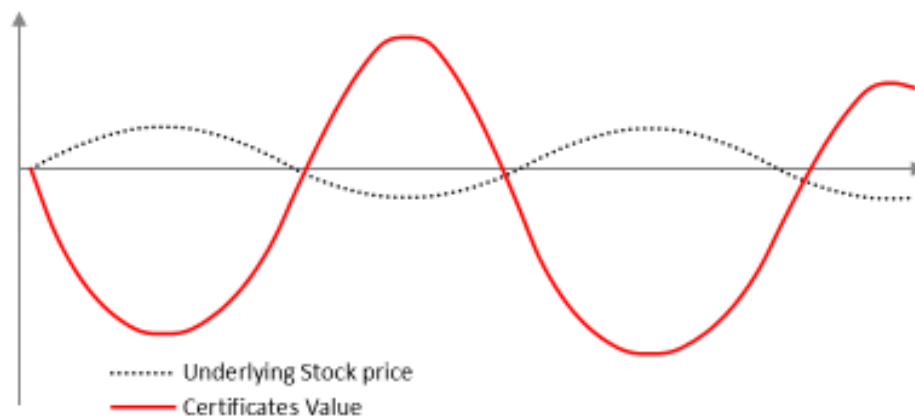
Scenario 1 – Upward Trend



Scenario 2 – Downward Trend



Scenario 3 – Volatile Market



2. Numerical Examples

Scenario 1 – Upward Trend

Underlying Stock						
	Day 0	Day 1	Day 2	Day 3	Day 4	Day 5
Daily return		2.0%	2.0%	2.0%	2.0%	2.0%
Value at end of day	10,000.0	10,200.0	10,404.0	10,612.1	10,824.3	11,040.8
Accumulated Return		2.00%	4.04%	6.12%	8.24%	10.41%

Value of the Certificates						
	Day 0	Day 1	Day 2	Day 3	Day 4	Day 5
Daily return		-10.0%	-10.0%	-10.0%	-10.0%	-10.0%
Price at end of day	1.2	1.08	0.97	0.87	0.79	0.71
Accumulated Return		-10.00%	-19.00%	-27.10%	-34.39%	-40.95%

Scenario 2 – Downward Trend

Underlying Stock						
	Day 0	Day 1	Day 2	Day 3	Day 4	Day 5
Daily return		-2.0%	-2.0%	-2.0%	-2.0%	-2.0%
Value at end of day	10,000.0	9,800.0	9,604.0	9,411.9	9,223.7	9,039.2
Accumulated Return		-2.00%	-3.96%	-5.88%	-7.76%	-9.61%

Value of the Certificates						
	Day 0	Day 1	Day 2	Day 3	Day 4	Day 5
Daily return		10.0%	10.0%	10.0%	10.0%	10.0%
Price at end of day	1.2	1.32	1.45	1.60	1.76	1.93
Accumulated Return		10.00%	21.00%	33.10%	46.41%	61.05%

Scenario 3 – Volatile Market

Underlying Stock						
	Day 0	Day 1	Day 2	Day 3	Day 4	Day 5
Daily return		2.0%	-2.0%	2.0%	-2.0%	2.0%
Value at end of day	10,000.0	10,200.0	9,996.0	10,195.9	9,992.0	10,191.8
Accumulated Return		2.00%	-0.04%	1.96%	-0.08%	1.92%

Value of the Certificates						
	Day 0	Day 1	Day 2	Day 3	Day 4	Day 5
Daily return		-10.0%	10.0%	-10.0%	10.0%	-10.0%
Price at end of day	1.2	1.08	1.19	1.07	1.18	1.06
Accumulated Return		-10.00%	-1.00%	-10.90%	-1.99%	-11.79%

Description of Air Bag Mechanism

The Certificates integrate an “Air Bag Mechanism” which is designed to reduce exposure to the Underlying Stock during extreme market conditions.

When the Air Bag triggers, a 30-minute period starts. This period is divided into two sub-periods:

- Observation Period : during 15 minutes after the Air Bag trigger, the price of the Underlying Stock is observed and its maximum price is recorded; and
- Reset Period: after 15 minutes, the Leverage Inverse Strategy is reset using the maximum price of the Underlying Stock during the Observation Period as the New Observed Price. The New Observed Price replaces the last closing price of the Underlying Stock in order to compute the performance of the Leverage Inverse Strategy, 30 minutes after the Air Bag trigger.

Trading of Certificates is suspended for at least 30 minutes after the Air Bag is triggered. Investors cannot sell or purchase any Certificates during this period.

The performance of the Leverage Inverse Strategy will be the inverse of the Underlying Stock.

Air Bag Mechanism timeline

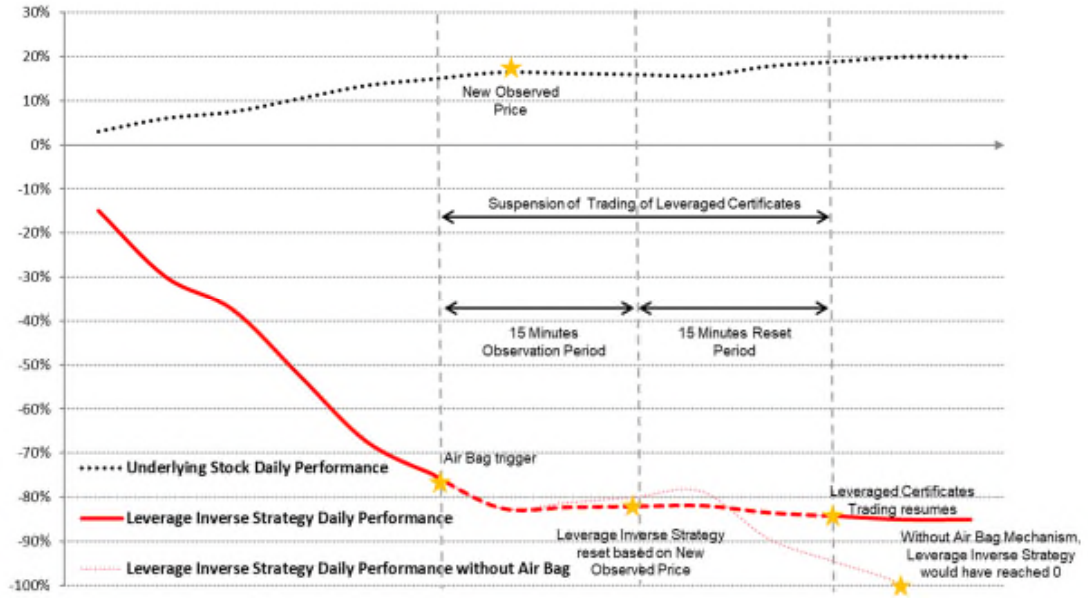
Air Bag Trigger	Observation Period	Resumption of Trading
More than 45 minutes before Market Close	First 15 minutes after Air Bag Trigger	Trading resumes the same day between 30 and 45 minutes after Air Bag Trigger
45 minutes before Market Close		Next trading day at Market Open
30 to 45 minutes before Market Close		
30 minutes before Market Close		
15 to 30 minutes before Market Close	From Air Bag Trigger to Market Close	
15 minutes before Market Close		
Less than 15 minutes before Market Close		

With **Market Close** defined as:

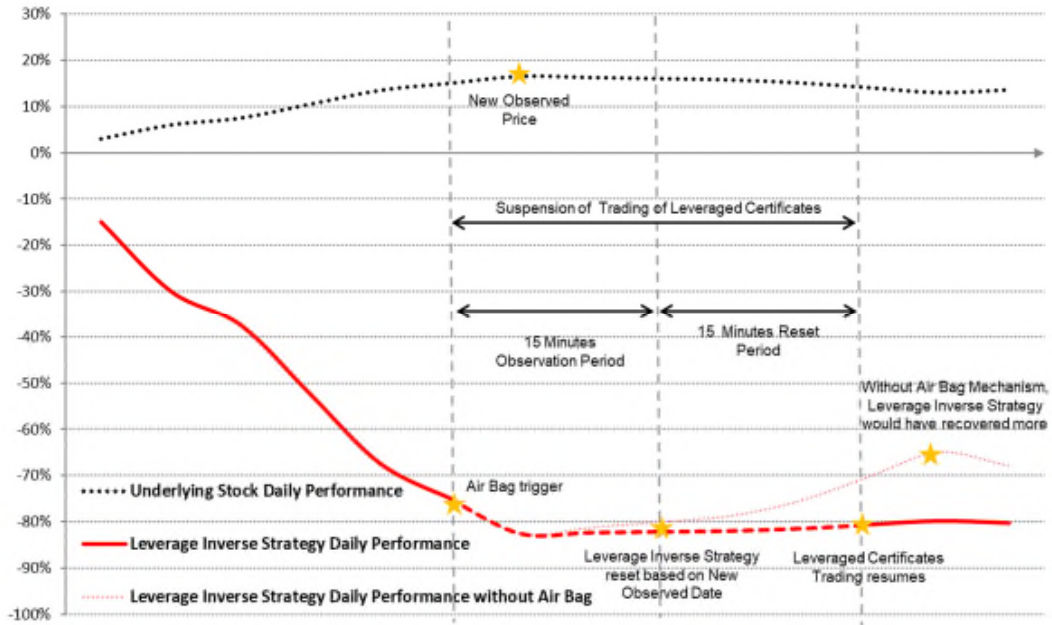
- Underlying Stock closing time with respect to the Observation Period
- The sooner between Underlying Stock closing time and SGX closing time with respect to the Resumption of Trading

Illustrative examples of the Air Bag Mechanism⁹

Scenario 1 – Upward Trend after Air Bag trigger



Scenario 2 – Downward Trend after Air Bag trigger



⁹ The illustrative examples are not exhaustive.

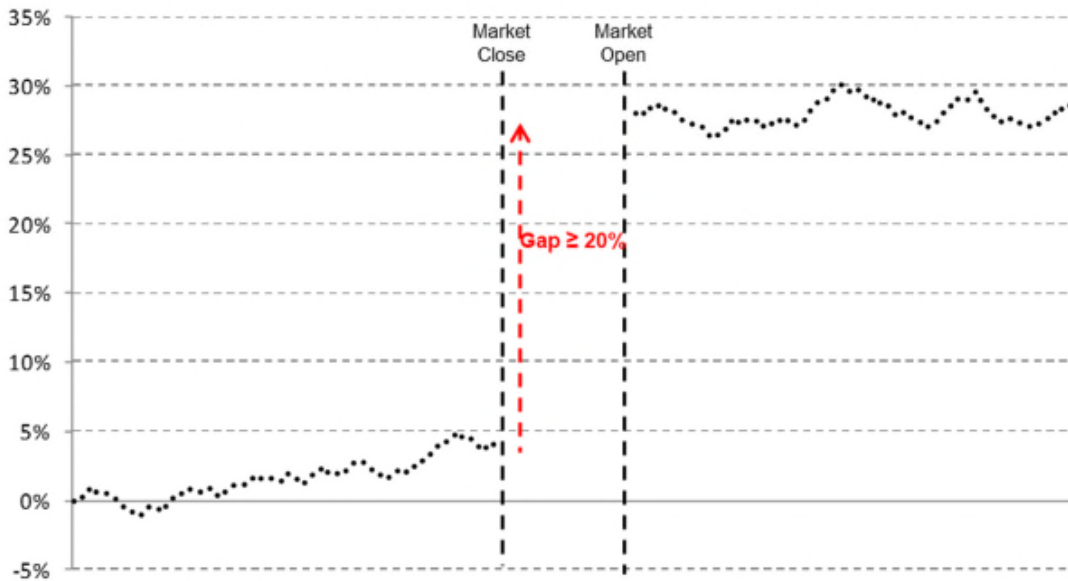
Scenarios where the investor may lose the entire value of the investment

The scenarios below are purely hypothetical and do not take fees and charges payable by investors into consideration. The scenarios highlight cases where the Certificates may lose 100% of their value.

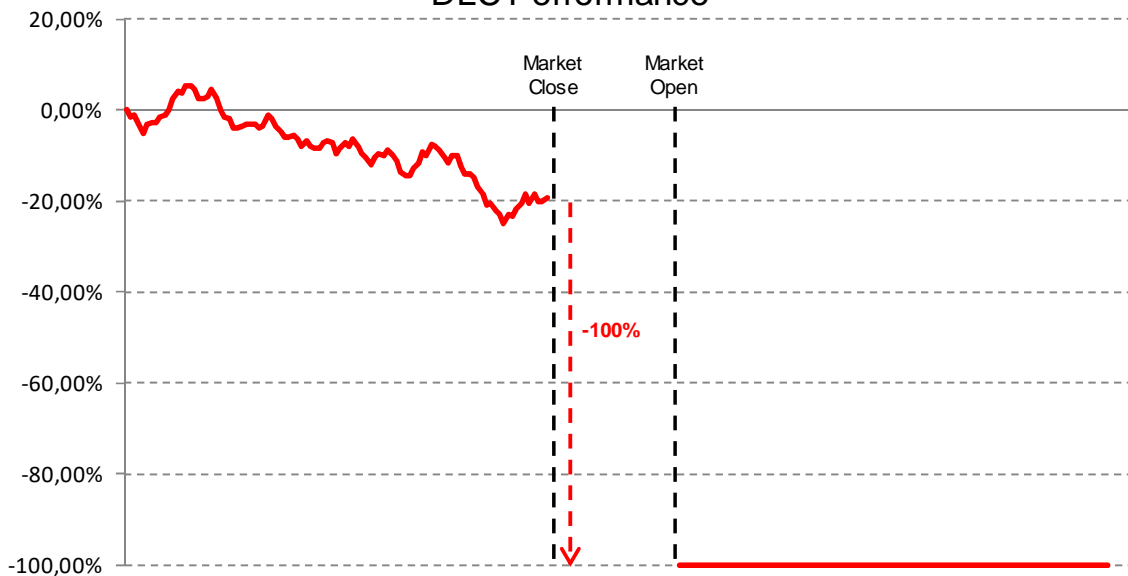
Scenario 1 – Overnight rise of the Underlying Stock

On any business day, the opening price of the Underlying Stock may be higher or lower than the closing price on the previous day. The difference between the previous closing price and the opening price of the Underlying Stock is termed a “gap”. If the opening price of the Underlying Stock is 20% or more above the previous day closing price, the Air Bag Mechanism would only be triggered when the market opens the following day, and the Certificates would lose their entire value in such event.

Underlying Stock Performance

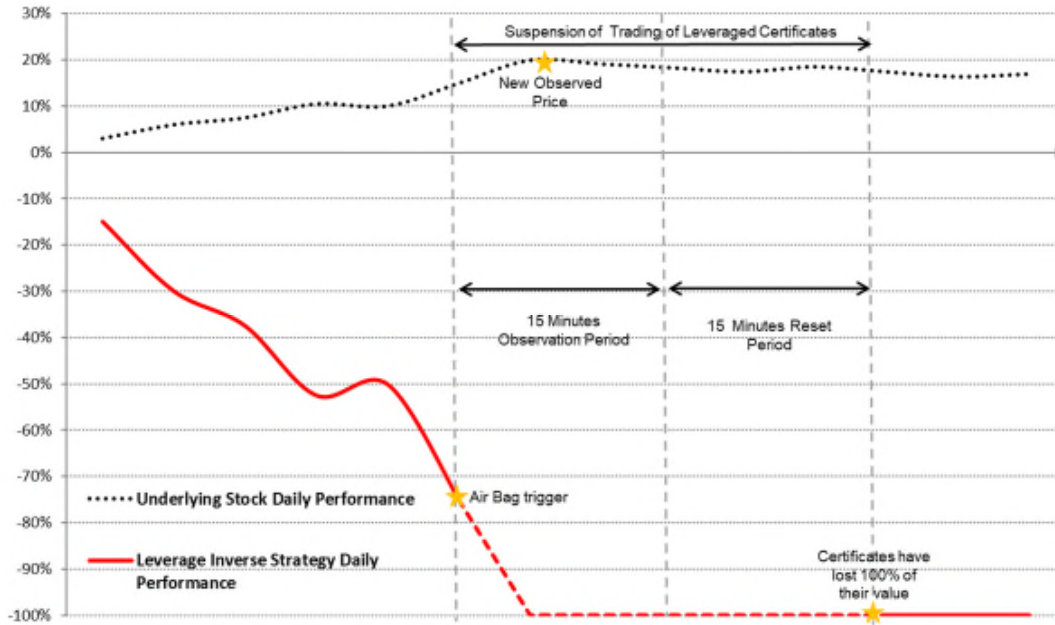


DLC Performance



Scenario 2 – Sharp intraday rise of the Underlying Stock

Although the Air Bag Mechanism is designed to reduce the exposure to the Underlying Stock during extreme market conditions, the Certificate can lose 100% of its value in the event the price of the Underlying Stock rises by 20% or more within the 15 minutes Observation Period compared to the reference price, being: (i) if air bag has not been previously triggered on the same day, the previous closing price of the Underlying Stock, or (ii) if one or more air bag have been previously triggered on the same day, the latest New Observed Price. The Certificates would lose their entire value in such event.



Examples and illustrations of adjustments due to certain corporate actions

The examples are purely hypothetical and do not take fees and charges payable by investors into consideration. The examples highlight the effect of corporate actions on the value of the Certificates and do not take into account the possible influence of fees, exchange rates, or any other market parameters.

In the case of any corporate action on the Underlying Stock, the Calculation Agent will, as soon as reasonably practical after it becomes aware of such event, determine whether such corporate action has a dilutive or concentrative effect on the theoretical value of the Underlying Stock, and if so, will (a) calculate the corresponding adjustment, if any, to be made to the elements relating to the Underlying Stock which are used to determine any settlement or payment terms under the Certificates and/or adjust at its discretion any other terms of the Certificates as it determines appropriate to preserve the economic equivalent of the obligations of the Issuer under the Certificates and (b) determine the effective date of such adjustment.

Notwithstanding the foregoing, in the event Observation Date (t) is an ex-date with respect to a corporate action related to the Underlying Stock, the Calculation Agent may, in its sole and absolute discretion, replace the $Rfactor_t$ with respect to such Observation Date (t) by an amount computed according to the following generic formula :

$$Rfactor_t = \left[1 - \frac{Div_t + DivExc_t - M \times R}{S_{t-1}} \right] \times \frac{1}{1 + M}$$

This formula is provided for indicative purposes and the Calculation Agent may determine that this formula is not appropriate for certain corporate actions and may apply a different formula instead.

Such adjustment of $Rfactor_t$ would affect the Leveraged Return, the Rebalancing Cost, and the Underlying Reference Price used to determine the Intraday Restrike Event. The Air Bag mechanism would not be triggered if the stock price rises by 15% exclusively because of the dilutive effect of a corporate action.

Where:

$DivExc_t$ is the amount received as an Extraordinary Dividend by a holder of existing Shares for each Share held prior to the Extraordinary Dividend, net of any applicable withholding taxes.

M is the number of new Share(s) (whether a whole or a fraction) per existing Share each holder thereof is entitled to subscribe or to receive (positive amount) or the number of existing Shares redeemed or canceled per existing Share (negative amount), as the case may be, resulting from the corporate action.

R is the subscription price per Share (positive amount) or the redemption price per Share (negative amount) including any dividends or other benefits forgone to be subscribe to or to receive (as applicable), or to redeem a Share.

1. Stock split

Assuming the Underlying Stock is subject to a 1 to 2 stock split (i.e. 1 new Share for every 1 existing share):

$$S_{t-1} = \$100$$

$$S_t = \$51$$

$$Div_t = \$0$$

$$DivExc_t = \$0$$

M = 1 (i.e. 1 new Shares for 1 existing Share)

R = \$0 (no subscription price / redemption price)

$$Rfactor_t = \left[1 - \frac{0 + 0 - 2 \times 0}{100} \right] \times \frac{1}{1 + 1} = 50\%$$

As a consequence:

$$LR_{t-1,t} = \text{Leverage} \times \left(\frac{S_t}{S_{t-1} \times Rfactor_t} - 1 \right) = -5 \times \left(\frac{51}{100 \times 50\%} - 1 \right) = -10\%$$

S_{t-1}	$S_{t-1} \times Rfactor_t$	S_t	Adjusted Underlying Stock Performance
100	50	51	2%

Value of the Certificate (t-1)	Value of the Certificate (t)	Certificates' performance (excluding any cost and fees)
1.20	1.08	-10%

In such case an Intraday Restrike Event would occur if the Underlying Stock price rises to \$57.5, which is 15% above \$50, the Underlying Stock Reference Price.

2. Share Consolidation

Assuming the Underlying Stock is subject to a 2 to 1 share consolidation (i.e. 1 Share canceled for every 2 existing Shares):

$$S_{t-1} = \$100$$

$$S_t = \$202$$

$$Div_t = \$0$$

$$DivExc_t = \$0$$

M = -0.5 (i.e. 0.5 Shares canceled for each 1 existing Share)

R = \$0 (no subscription price / redemption price)

$$Rfactor_t = \left[1 - \frac{0 + 0 - (-0.5) \times 0}{100} \right] \times \frac{1}{1 + (-0.5)} = 200\%$$

As a consequence:

$$LR_{t-1,t} = \text{Leverage} \times \left(\frac{S_t}{S_{t-1} \times Rfactor_t} - 1 \right) = -5 \times \left(\frac{202}{100 \times 200\%} - 1 \right) = -5\%$$

S_{t-1}	$S_{t-1} \times Rfactor_t$	S_t	Adjusted Underlying

			Stock Performance
100	200	202	1%

Value of the Certificate (t-1)	Value of the Certificate (t)	Certificates' performance (excluding any cost and fees)
1.20	1.14	-5%

In such case an Intraday Restrike Event would occur if the Underlying Stock price rises to \$230, which is 15% above \$200, the Underlying Stock Reference Price.

3. Rights Issues

Assuming there is a rights issue with respect to the Underlying Stock, with a right to receive 1 new Share for every 2 existing Shares, for a subscription price of \$40.

$$S_{t-1} = \$100$$

$$S_t = \$84$$

$$\text{Div}_t = \$0$$

$$\text{DivExc}_t = \$0$$

$$R = \$40 \text{ (i.e. subscription price of \$40)}$$

$$M = 0.5 \text{ (i.e. 1 new share for every 2 existing shares)}$$

$$Rfactor_t = \left[1 - \frac{0 + 0 - 0.5 \times 40}{100} \right] \times \frac{1}{1 + 0.5} = 80\%$$

As a consequence:

$$LR_{t-1,t} = \text{Leverage} \times \left(\frac{S_t}{S_{t-1} \times Rfactor_t} - 1 \right) = -5 \times \left(\frac{84}{100 \times 80\%} - 1 \right) = -25\%$$

S_{t-1}	$S_{t-1} \times Rfactor_t$	S_t	Adjusted Underlying Stock Performance
100	80	84	5%

Value of the Certificate (t-1)	Value of the Certificate (t)	Certificates' performance (excluding any cost and fees)
1.20	0.90	-25%

In such case an Intraday Restrike Event would occur if the Underlying Stock price rises to \$92, which is 15% above \$80, the Underlying Stock Reference Price.

4. Bonus Issues

Assuming there is a bonus issue with respect to the Underlying Stock, where shareholders receive 1 bonus share for 5 existing shares:

$$S_{t-1} = \$100$$

$$S_t = \$85$$

$$\text{Div}_t = \$0$$

$$\text{DivExc}_t = \$0$$

$$R = \$0$$

$$M = 0.2 \text{ (i.e. 1 new share for 5 existing shares)}$$

$$Rfactor_t = \left[1 - \frac{0 + 0 - 0.2 \times 0}{100} \right] \times \frac{1}{1 + 0.2} = 83.33\%$$

As a consequence:

$$LR_{t-1,t} = \text{Leverage} \times \left(\frac{S_t}{S_{t-1} \times Rfactor_t} - 1 \right) = -5 \times \left(\frac{85}{100 \times 83.33\%} - 1 \right) = -10\%$$

S_{t-1}	$S_{t-1} \times Rfactor_t$	S_t	Adjusted Underlying Stock Performance
100	83.33	85	2%

Value of the Certificate (t-1)	Value of the Certificate (t)	Certificates' performance (excluding any cost and fees)
1.20	1.08	-10%

In such case an Intraday Restrike Event would occur if the Underlying Stock price rises to \$95.83, which is 15% above \$83.33, the Underlying Stock Reference Price.

5. Extraordinary Dividend

Assuming there is an extraordinary dividend of \$20 (net of taxes) paid in respect of each stock.

$$S_{t-1} = \$100$$

$$S_t = \$84$$

$$\text{Div}_t = \$0$$

$$\text{DivExc}_t = \$20$$

$$R = \$0$$

$$M = 0$$

$$Rfactor_t = \left[1 - \frac{0 + 20 - 0 \times 0}{100} \right] \times \frac{1}{1 + 0} = 80\%$$

As a consequence:

$$LR_{t-1,t} = \text{Leverage} \times \left(\frac{S_t}{S_{t-1} \times Rfactor_t} - 1 \right) = -5 \times \left(\frac{84}{100 \times 80\%} - 1 \right) = -25\%$$

S_{t-1}	$S_{t-1} \times Rfactor_t$	S_t	Adjusted Underlying Stock Performance
100	80	84	5%

Value of the Certificate (t-1)	Value of the Certificate (t)	Certificates' performance (excluding any cost and fees)
1.20	0.90	-25%

In such case an Intraday Restrike Event would occur if the Underlying Stock price rises to \$92, which is 15% above \$80, the Underlying Stock Reference Price.

INFORMATION RELATING TO THE COMPANY

All information contained in this document regarding the Company, including, without limitation, its financial information, is derived from publicly available information which appears on the web-site of Hong Kong Exchanges and Clearing Limited (the “HKExCL”) at <http://www.hkex.com.hk> and/or the Company’s web-site at <https://investor.lenovo.com>. The Issuer has not independently verified any of such information.

Lenovo Group Limited (“**Lenovo**” or the “**Company**”) is a US\$50 billion Fortune Global 500 company, with 63,000 employees and operating in 180 markets around the world.

Lenovo is an investment holding company principally engaged in personal computers and related businesses. The Company’s main products include Think-branded commercial personal computers and Idea-branded consumer personal computers, as well as servers, workstations and a family of mobile Internet devices, including tablets and smart phones. The Company operates its business through four geographical segments, including China, Asia Pacific (AP), Europe, the Middle East and Africa (EMEA) and Americas (AG). The Company also provides cloud service and other related services. The Company distributes its products in domestic market and to overseas markets.

The information set out in Appendix I of this document relates to the unaudited consolidated financial statements of the Company and its subsidiaries for the three and nine months ended 31 December 2020 and has been extracted and reproduced from an announcement by the Company dated 3 February 2021 in relation to the same. Further information relating to the Company may be located on the web-site of the HKExCL at <http://www.hkex.com.hk>.

INFORMATION RELATING TO THE DESIGNATED MARKET MAKER

Société Générale has been appointed the designated market maker (“DMM”) for the Certificates. The DMM will provide competitive buy and sell quotes for the Certificates continuously during the trading hours of the SGX-ST on the following basis:

- (a) Maximum bid and offer spread : (i) when the best bid price of the Certificate is S\$10 and below: 10 ticks or S\$0.20 whichever is greater; and
(ii) when the best bid price of the Certificate is above S\$10: 5% of the best bid price of the Certificate.
- (b) Minimum quantity subject to bid and offer spread : 10,000 Certificates
- (c) Last Trading Day for Market Making : The date falling 5 Exchange Business Days immediately preceding the Expiry Date

In addition, the DMM may not provide a quotation in the following circumstances:

- (i) during the pre-market opening and five minutes following the opening of the SGX-ST on any trading day;
- (ii) if the Certificates are valueless (where the Issuer’s bid price is below the minimum bid size for such securities as prescribed by the SGX-ST);
- (iii) before the Relevant Stock Exchange for the Underlying Stock has opened and after the Relevant Stock Exchange for the Underlying Stock has closed on any trading day;
- (iv) when trading in the Underlying Stock is suspended or limited in a material way for any reason, for the avoidance of doubt, the DMM is not obliged to provide quotations for the Certificates at any time when the Underlying Stock is not negotiated/traded for any reason;
- (v) where the Certificates are suspended from trading for any reason;
- (vi) market disruption events, including, without limitation, any suspension of or limitation imposed on trading (including but not limited to unforeseen circumstances such as by reason of movements in price exceeding limits permitted by the SGX-ST or any act of God, war, riot, public disorder, explosion, terrorism or otherwise) in the Underlying Stock;
- (vii) where the Issuer or the DMM faces technical problems affecting the ability of the DMM to provide bids and offer quotations;
- (viii) where the ability of the Issuer to source a hedge or unwind an existing hedge, as determined by the Issuer in good faith, is materially affected by the prevailing market conditions, and the Issuer informs the SGX-ST of its inability to do so as soon as practicable;
- (ix) in cases where the Issuer has no Certificates to sell, then the DMM will only provide the bid price;
- (x) if the stock market experiences exceptional price movement and volatility;

- (xi) when it is a public holiday in Singapore and/or Hong Kong and/or the SGX-ST and/or the HKEX are not open for dealings; and
- (xii) during the suspension of trading of Certificates after an Air Bag Mechanism has been triggered.

The last trading day on which the DMM will provide competitive quotations for the Certificates would be the fifth Exchange Business Day immediately preceding the Expiry Date.

SUPPLEMENTAL INFORMATION RELATING TO THE GUARANTOR

The information set out in Appendix II of this document is a reproduction of the press release dated 10 February 2021 containing the Guarantor's consolidated financial results for the fourth quarter ended 31 December 2020.

SUPPLEMENTAL GENERAL INFORMATION

The information set out herein is supplemental to, and should be read in conjunction with, the information set out on page 105 of the Base Listing Document.

1. Save as disclosed in this document and the Base Listing Document, neither the Issuer nor the Guarantor is involved in any legal or arbitration proceedings (including any proceedings which are pending or threatened of which the Issuer or the Guarantor is aware) which may have or have had in the previous 12 months a significant effect on the financial position of the Issuer or the Guarantor in the context of the issuance of the Certificates.
2. Settlement of trades done on a normal “ready basis” on the SGX-ST generally take place on the second Business Day following the transaction. Dealing in the Certificates will take place in Board Lots in Singapore dollars. For further details on the transfer of Certificates and their exercise, please refer to the section headed “Summary of the Issue” above.
3. It is not the current intention of the Issuer to apply for a listing of the Certificates on any stock exchange other than the SGX-ST.
4. Save as disclosed in the Base Listing Document and herein, there has been no material adverse change in the financial position or prospects of the Issuer since 31 December 2019 or the Guarantor since 31 December 2020, in the context of the issuance of Certificates hereunder.
5. The following contracts, relating to the issue of the Certificates, have been or will be entered into by the Issuer and/or the Guarantor and may be material to the issue of the Certificates:
 - (a) the Guarantee;
 - (b) the Master Instrument; and
 - (c) the Master Warrant Agent Agreement.

None of the directors of the Issuer and the Guarantor has any direct or indirect interest in any of the above contracts.

6. The Auditors of the Issuer and the Guarantor have given and have not withdrawn their written agreement to the inclusion of the report, included herein, in the form and context in which it is included. Their report was not prepared exclusively for incorporation into this document.

The Auditors of the Issuer and the Guarantor have no shareholding in the Issuer or the Guarantor or any of its subsidiaries, nor do they have the right (whether legally enforceable or not) to subscribe for or to nominate persons to subscribe for securities of the Issuer or the Guarantor or any of its subsidiaries.

7. The Certificates are not fully covered by the Underlying Stock held by Issuer or a trustee for and on behalf of the Issuer. The Issuer has appropriate risk management capabilities to manage the issue of the Certificates.
8. Société Générale, Singapore Branch, currently of 8 Marina Boulevard, #12-01 Marina Bay Financial Centre Tower 1, Singapore 018981, has been authorised to accept, on behalf of the Issuer and the Guarantor, service of process and any other notices required to be served on the Issuer or the Guarantor. Any notices required to be served on the Issuer or the Guarantor should be sent to Société Générale at the above address for the attention of Société Générale Legal Department.

9. Copies of the following documents may be inspected during usual business hours on any weekday (Saturdays, Sundays and holidays excepted) at the offices of Société Générale, Singapore Branch at 8 Marina Boulevard, #12-01 Marina Bay Financial Centre Tower 1, Singapore 018981, during the period of 14 days from the date of this document:
- (a) the Memorandum and Articles of Association of the Issuer and the Constitutional Documents of the Guarantor;
 - (b) the latest financial reports (including the notes thereto) of the Issuer;
 - (c) the latest financial reports (including the notes thereto) of the Guarantor;
 - (d) the consent letters from the Auditors to the Issuer and the Guarantor referred to in paragraph 6 above;
 - (e) the Base Listing Document;
 - (f) this document; and
 - (g) the Guarantee.

PLACING AND SALE

General

No action has been or will be taken by the Issuer that would permit a public offering of the Certificates or possession or distribution of any offering material in relation to the Certificates in any jurisdiction where action for that purpose is required. No offers, sales or deliveries of any Certificates, or distribution of any offering material relating to the Certificates may be made in or from any jurisdiction except in circumstances which will result in compliance with any applicable laws or regulations and will not impose any obligation on the Issuer. In the event that the Issuer contemplates a placing, placing fees may be payable in connection with the issue and the Issuer may at its discretion allow discounts to placees.

Each Certificate Holder undertakes that it will inform any subsequent purchaser of the terms and conditions of the Certificates and all such subsequent purchasers as may purchase such securities from time to time shall be deemed to be a Certificate Holder for the purposes of the Certificates and shall be bound by the terms and conditions of the Certificates.

Singapore

This document has not been registered as a prospectus with the Monetary Authority of Singapore. Accordingly, this document and any other document or material in connection with the offer or sale, or invitation for subscription or purchase, of Certificates may not be circulated or distributed, nor may Certificates be offered or sold, or be made the subject of an invitation for subscription or purchase, whether directly or indirectly, to persons in Singapore other than pursuant to, and in accordance with the conditions of, any applicable provision of the Securities and Futures Act, Chapter 289 of Singapore.

Hong Kong

Each dealer has represented and agreed, and each further dealer appointed in respect of the Certificates and each other purchaser will be required to represent and agree, that:

- (a) it has not offered or sold and will not offer or sell in Hong Kong, by means of any document, any Certificates (except for Certificates which are a "structured product" as defined in the Securities and Futures Ordinance (Cap.571) of Hong Kong) other than (i) to "professional investors" as defined in the Securities and Futures Ordinance and any rules made under that Ordinance; or (ii) in other circumstances which do not result in the document being a "prospectus", as defined in the Companies (Winding Up and Miscellaneous Provisions) Ordinance (Cap. 32) of Hong Kong (CWUMPO) or which do not constitute an offer to the public within the meaning of that Ordinance; and
- (b) it has not issued or had in its possession for the purposes of issue, and will not issue or have in its possession for the purposes of issue, whether in Hong Kong or elsewhere, any advertisement, invitation or document relating to the Certificates, which is directed at, or the contents of which are likely to be accessed or read by, the public of Hong Kong (except if permitted to do so under the securities laws of Hong Kong) other than with respect to Certificates which are or are intended to be disposed of only to persons outside Hong Kong or only to "professional investors" as defined in the Securities and Futures Ordinance and any rules made under that Ordinance.

European Economic Area and the United Kingdom

Each dealer represents and agrees, and each further dealer appointed in respect of the

Certificates will be required to represent and agree that, it has not offered, sold or otherwise made available and will not offer, sell, or otherwise make available any Certificates which are the subject of the offering as contemplated by this document to any retail investor in the European Economic Area or in the United Kingdom. For the purposes of this provision:

- (a) the expression “**retail investor**” means a person who is one (or more) of the following:
 - (i) a retail client as defined in point (11) of Article 4(1) of Directive 2014/65/EU (as amended, “**MiFID II**”); or
 - (ii) a customer within the meaning of Directive 2016/97/EU (as amended, the Insurance Distribution Directive), where that customer would not qualify as a professional client as defined in point (10) of Article 4(1) of MiFID II; or
 - (iii) not a qualified investor as defined in Regulation (EU) 2017/1129 (as amended and superseded, the Prospectus Regulation); and
- (b) the expression “**offer**” includes the communication in any form and by any means of sufficient information on the terms of the offer and the Certificates to be offered so as to enable an investor to decide to purchase or subscribe the Certificates.

In respect of the United Kingdom, each dealer has further represented and agreed, and each further dealer appointed in respect of the Certificates will be required to further represent and agree, that:

- (a) in respect to Certificates having a maturity of less than one year: (i) it is a person whose ordinary activities involve it in acquiring, holding, managing or disposing of investments (as principal or agent) for the purposes of its business; and (ii) it has not offered or sold and will not offer or sell any Certificates other than to persons whose ordinary activities involve them in acquiring, holding, managing or disposing of investments (as principal or agent) for the purposes of their businesses or who it is reasonable to expect will acquire, hold, manage or dispose of investments (as principal or agent) for the purposes of their businesses where the issue of the Certificates would otherwise constitute a contravention of Section 19 of Financial Services and Markets Act, as amended (the “**FSMA**”) by the Issuer;
- (b) it has only communicated or caused to be communicated and will only communicate or cause to be communicated an invitation or inducement to engage in investment activity (within the meaning of section 21 of the FSMA) received by it in connection with the issue or sale of any Certificates in circumstances in which section 21(1) of the FSMA does not apply to the Issuer or the Guarantor; and
- (c) it has complied and will comply with all applicable provisions of the FSMA with respect to anything done by it in relation to any Certificates in, from or otherwise involving the United Kingdom.

United States

The Certificates and the Guarantee have not been and will not be registered under the United States Securities Act of 1933, as amended (the “**Securities Act**”) or any state securities law, and trading in the Certificates has not been approved by the United States Commodity Futures Trading Commission (the “**CFTC**”) under the United States Commodity Exchange Act of 1936, as amended (the “**Commodity Exchange Act**”) and the Issuer will not be registered as an investment company under the United States Investment Company Act of 1940, as amended, and the rules and regulations thereunder. None of the Securities and Exchange Commission, any state securities commission or regulatory authority or any other United States, French or other regulatory authority has approved or

disapproved of the Certificates or the Guarantee or passed upon the accuracy or adequacy of this document. Accordingly, Certificates, or interests therein, may not at any time be offered, sold, resold, traded, pledged, exercised, redeemed, transferred or delivered, directly or indirectly, in the United States or to, or for the account or benefit of, U.S. persons, nor may any U.S. person at any time trade, own, hold or maintain a position in the Certificates or any interests therein. In addition, in the absence of relief from the CFTC, offers, sales, re-sales, trades, pledges, exercises, redemptions, transfers or deliveries of Certificates, or interests therein, directly or indirectly, in the United States or to, or for the account or benefit of, U.S. persons, may constitute a violation of United States law governing commodities trading and commodity pools. Consequently, any offer, sale, resale, trade, pledge, exercise, redemption, transfer or delivery made, directly or indirectly, within the United States or to, or for the account or benefit of, a U.S. person will not be recognised.

Each dealer has represented and agreed, and each further dealer will be required to represent and agree, that it has not and will not at any time offer, sell, resell, trade, pledge, exercise, redeem, transfer or deliver, directly or indirectly, Certificates in the United States or to, or for the account or benefit of, any U.S. person or to others for offer, sale, resale, trade, pledge, exercise, redeem, transfer or delivery, directly or indirectly, in the United States or to, or for the account or benefit of, any such U.S. person. Any person purchasing Certificates of any tranches must agree with the relevant dealer or the seller of such Certificates that (i) it will not at any time offer, sell, resell, trade, pledge, exercise, redeem, transfer or deliver, directly or indirectly, any Certificates in the United States or to, or for the account or benefit of, any U.S. person or to others for offer, sale, resale, trade, pledge, exercise, redemption, transfer or delivery, directly or indirectly, in the United States or to, or for the account or benefit of, any U.S. person, and (ii) it is not purchasing any Certificates for the account or benefit of any U.S. person.

Exercise or otherwise redemption of Certificates will be conditional upon certification that each person exercising or otherwise redeeming a Certificate is not a U.S. person or in the United States and that the Certificate is not being exercised or otherwise redeemed on behalf of a U.S. person. No payment will be made to accounts of holders of the Certificates located in the United States.

As used in the preceding paragraphs, the term “**United States**” includes the territories, the possessions and all other areas subject to the jurisdiction of the United States of America, and the term “**U.S. person**” means any person who is (i) a U.S. person as defined under Regulation S under the Securities Act, (ii) a U.S. person as defined in paragraph 7701(a)(30) of the Internal Revenue Code of 1986, or (iii) a person who comes within any definition of U.S. person for the purposes of the United States Commodity Exchange Act of 1936, as amended (the “**CEA**”) or any rules thereunder of the CFTC (the “**CFTC Rules**”), guidance or order proposed or issued under the CEA (for the avoidance of doubt, any person who is not a “Non-United States person” defined under CFTC Rule 4.7(a)(1)(iv), but excluding, for purposes of subsection (D) thereof, the exception for qualified eligible persons who are not “Non-United States persons”, shall be considered a U.S. person).

APPENDIX I

REPRODUCTION OF THE UNAUDITED CONSOLIDATED FINANCIAL STATEMENTS FOR THE THREE AND NINE MONTHS ENDED 31 DECEMBER 2020 OF LENOVO GROUP LIMITED AND ITS SUBSIDIARIES

The information set out below is a reproduction of the unaudited consolidated financial statements of the Company and its subsidiaries for the three and nine months ended 31 December 2020 and has been extracted and reproduced from an announcement by the Company dated 3 February 2021 in relation to the same.

Hong Kong Exchanges and Clearing Limited and The Stock Exchange of Hong Kong Limited take no responsibility for the contents of this announcement, make no representation as to its accuracy or completeness and expressly disclaim any liability whatsoever for any loss howsoever arising from or in reliance upon the whole or any part of the contents of this announcement.



Lenovo Group Limited 聯想集團有限公司
(Incorporated in Hong Kong with limited liability)
(Stock Code: 992)

FY2020/21 THIRD QUARTER RESULTS ANNOUNCEMENT

THIRD QUARTER RESULTS

The board of directors (the “Board”) of Lenovo Group Limited (the “Company”) announces the unaudited results of the Company and its subsidiaries (the “Group”) for the three and nine months ended December 31, 2020 together with comparative figures for the corresponding period of last year, as follows:

FINANCIAL HIGHLIGHTS

- Group revenue and profit attributable to equity holders increased by 22 and 53 percent year-on-year, respectively, to all-time highs, thanks to operational excellence, product innovation, and quick time-to-market to capture new demand across business groups
- Software and Services business, which carries the highest margin profile among all products, delivered record performance with its invoiced revenue growing 36 percent year-on-year, representing around 8.1 percent of the Group’s revenue
- The PC and Smart Device business outperformed the market with sales and pre-tax profit growth of 27 and 35 percent to set new records; its unique hybrid manufacturing strategy provided greater efficiency, control, and flexibility to facilitate share gain
- The Data Center Group achieved its highest quarterly revenue ever and further narrowed the pre-tax loss by US\$14 million year-on-year to a pre-tax loss of US\$33 million, partly driven by a higher services attach rate and upselling of premier services
- The Mobile Business Group resumed profitability with 10 percent revenue growth; continued efforts to optimize the product portfolio has helped drive a mix shift towards higher-end models and expand average selling price
- Net cash generated from operating activities was US\$2.0 billion, up US\$1.4 billion year-on-year

	3 months ended	9 months ended	3 months ended	9 months ended	Year-on-year change	
	December 31, 2020	December 31, 2020	December 31, 2019	December 31, 2019	3 months ended	9 months ended
	(unaudited)	(unaudited)	(unaudited)	(unaudited)	December 31	December 31
	US\$ million	US\$ million	US\$ million	US\$ million		
Revenue	17,245	45,112	14,103	40,137	22%	12%
Gross profit	2,786	7,080	2,265	6,496	23%	9%
Gross profit margin	16.2%	15.7%	16.1%	16.2%	0.1 pts	(0.5) pts
Operating expenses	(2,085)	(5,378)	(1,777)	(5,223)	17%	3%
Operating profit	701	1,702	488	1,273	44%	34%
Other non-operating income/(expenses) - net	(110)	(308)	(98)	(333)	12%	(7)%
Profit before taxation	591	1,394	390	940	52%	48%
Profit for the period	431	1,028	305	741	41%	39%
Profit attributable to equity holders of the Company	395	918	258	623	53%	47%
Earnings per share attributable to equity holders of the Company						
Basic	US3.31 cents	US7.70 cents	US2.16 cents	US5.22 cents	US1.15 cents	US2.48 cents
Diluted	US3.08 cents	US7.37 cents	US2.07 cents	US5.01 cents	US1.01 cents	US2.36 cents

BUSINESS REVIEW AND OUTLOOK

Highlights

During the three months ended December 31, 2020, Lenovo (the Group) delivered many new performance records, including all-time high revenue and profit. The Group achieved 22 percent and 53 percent year-on-year growth in revenue and profit attributable to equity holders, respectively. The strong performance has been fueled by Lenovo's robust growth across business groups as well as structural changes in lifestyle and work habits since the onset of the COVID-19 pandemic. The PC and Smart Device (PCSD) and Data Center Group (DCG) achieved record revenue while Mobile Business Group (MBG) grew its top-line by double-digits.

The Group set new milestones in terms of service contract wins and pursuing service-led transformation. The Software and Services business, which carries the highest margin profile among all products, reported invoiced revenue and deferred revenue growth of 36 and 30 percent year-on-year, respectively. It represented around 8.1 percent of the Group's revenue. Among the three key business segments, Managed Services including Device-as-a-Service (DaaS) enjoyed 73 percent growth thanks to strong progress in contract wins globally. Complex Solutions posted 49 percent growth from all verticals. Attached Services continued to grow steadily, up 26 percent during the quarter under review.

Net cash generated from operating activities was US\$2.0 billion in 3QFY21 and increased US\$1.4 billion year-on-year thanks to the Group's strong revenue growth during the quarter. Given its strength in cash generation, the company's net debt reduced by US\$755 million year-on-year. On January 20, 2021, Lenovo's board of directors approved the issuance of Chinese depositary receipts ("CDRs"), to be listed and traded on the Science and Technology Innovation Board of the Shanghai Stock Exchange. The Company plans to use the proceeds for research and development, strategic investments in related sectors, and replenishment of working capital.

Group Financial Performance

The Group's revenue reached US\$17.2 billion, up 22 percent year-on-year, during the period under review. Gross profit increased 23 percent and profit attributable to equity holders rose by 53 percent to US\$395 million. The Group's operating expense-to-revenue ratio was lowered by 0.5 percentage points to 12.1 percent. The change in the PCSD product mix, with growing contribution from consumer and Chromebook sales, continued to have an impact on the expense structure as both products require fewer operating costs. The Group recognized fair value gains from its strategic investments amounting to US\$67 million during the quarter under review. The total segment pre-tax profit, excluding the impact of one-time items, grew by 41 percent year-on-year to US\$902 million.

By business group, PCSD grew its revenues 27 percent year-on-year and its market share reached 25.3 percent in the global PC sector, representing an annual increase of 0.6 percentage points. It optimized share gain by leveraging operational excellence, product innovation and quick time-to-market to capture new demand. The Group's hybrid manufacturing strategy provides greater efficiency, control, and flexibility to further expand market share leadership relative to the competition.

The MBG business aggressively expanded its product portfolio through multiple 5G model launches, resulting in 10 percent year-on-year growth in revenue. Revenue of DCG also reached an all-time high thanks to record sales in its Enterprise and SMB (ESMB) segment and robust momentum in its Cloud Service Provider (CSP) segment.

Geographic Performance

Lenovo is a global business operating in more than 180 markets. For the period under review, the Group reported consistent strength across all regional markets, with revenues up 25-30 percent year-on-year in America, Europe-Middle East-Africa (EMEA) and China. Even in Asia Pacific (excluding China), which was impacted by a slowdown in commercial sales, regional revenue still increased by 4 percent year-on-year.

In China, the Group's revenue grew 30 percent year-on-year on the back of strong demand and market share gain in its PCSD and DCG's ESMB businesses. In EMEA, the Group achieved strong performance in both PC and smartphone businesses, becoming the top PC vendor in the region for the first time. Its smartphone sales in Europe rose 82 percent year-on-year and contributed to the double-digit revenue growth of the MBG business relative to the same period last year. In North America, the Group delivered strong double-digit sales growth across the three business groups, driven by the improved smartphone portfolio, strength in consumer and education PC demand, and cloud infrastructure investment.

Performance by Product Business Group

Intelligent Devices Group (IDG)

The IDG Group, consisting of the PCSD and MBG businesses, outperformed the sector in the third fiscal quarter. The Group grew its revenue by 25 percent year-on-year at US\$15.6 billion while its pre-tax profit increased 36 percent to reach US\$935 million, both representing record highs. Market share gains in the strong PC sector and recovery of smartphone sales were key growth drivers for IDG's profitability. The PCSD business sustained its top global position by leveraging operational excellence, product innovations and time-to-market capabilities, while taking advantage of "new normal" tailwinds. MBG posted annual revenue growth exceeding 10 percent, boosted by an expanded premium product portfolio and 5G launches.

Intelligent Devices Group - PC and Smart Device (PCSD) Business

During the period under review, the PCSD business achieved all-time high revenue and pre-tax profit. The worldwide PC market outperformed on the back of lifestyle changes including the one PC per person trend. Usage intensity of PC products also rose on accelerated market trends including work-from-home, e-learning, and e-commerce revolution. The Group was able to grow faster than its competitors across education and Small and Medium Business (SMB) segments.

PCSD revenue grew 27 percent year-on-year to US\$14,011 million, contributing to 81 percent of the Group's total revenue. Its pre-tax margin expanded 0.4 percentage points year-on-year to a record 6.6 percent. Its pre-tax profit increased 35 percent year-on-year to US\$925 million for the period under review. The Group delivered stellar results in high-growth segments and high-margin services, driving a structural shift in the sales mix to provide a clear propellant for its long-term profitability.

The Software and Services business showcased strong growth during the period and its invoiced revenue increased 46 percent year-on-year. The Group's e-commerce take-off benefited direct customer engagement and share gain in the consumer and SMB market segments. This has led to a record number of transactions through Lenovo's on-line franchise and resulted in 39 percent year-on-year growth in e-commerce revenue. High-growth segment sales also performed well. Work-from-home demand remained a strong stimulus for thin-and-light notebook PC sales which grew 31 percent year-on-year. The Gaming PC segment has been a beneficiary of casual gaming demand. Its improved product portfolio led to revenue growth of 61 percent year-on-year. E-learning has prompted a 281 percent year-on-year increase in Chromebook shipments.

Intelligent Devices Group - Mobile Business Group (MBG)

MBG revenue increased by 10 percent from the same period last year to US\$1,521 million. It has continued to expand its smartphone product portfolio and carrier ranging during the quarter. MBG's product portfolio now carries attractive models across all price spectrums. It has been successful in driving a mix shift towards higher-end models and expanding average selling prices. The revenue contribution from 5G models improved 5 percentage points quarter-over-quarter to 13 percent. The average selling prices of MBG products increased 6 percent quarter-on-quarter and 19 percent year-on-year thanks to increased popularity of premium and flagship models. The MBG business accounted for 9 percent of the Group's total revenue.

Despite challenges from the hike in logistics costs and industry-wide component shortages, MBG resumed profitability. Its pre-tax profit amounted to US\$10 million for the period under review, up US\$7 million year-on-year. The business will continue to drive profitable growth and win market share. MBG's "5G for all" strategy, aiming to make 5G connectivity more accessible across all price segments, has been a success, as evidenced by its recent launches. The MBG business is planning more 5G launches across its franchise portfolio.

Data Center Group (DCG)

In the third fiscal quarter, DCG's revenue increased by 2 percent year-on-year to a record US\$1,634 million and contributed 9 percent of the Group's total sales. The Group also narrowed its loss further by US\$14 million year-on-year to a pre-tax loss of US\$33 million. The DCG business continued to grow its services attach rate and upsell premier services. The strategic partnership with SAP to beef up TruScale solution, a scalable consumption-based services offering, is well positioned to benefit from an improved pipeline.

By segment, the CSP revenue grew 4 percent year-on-year during the quarter under review. The robust cloud demand and ongoing client diversification have led to double-digit sales growth across all regions except for China, where orders with better profitability are given higher regional priority. Therefore, revenue from its Enterprise and SMB (ESMB) segment increased by double-digits year-on-year, as the less profitable CSP orders were reduced. The ESMB business continued to drive success in four growth products: software defined infrastructure (SDI), storage, high-performance computing, and software and services. These product sales reached their highest level ever in the quarter under review, resulting in the highest revenue for ESMB segment in last three years. According to third-party research, Lenovo surpassed two competitors to become the second largest global supplier in entry storage. The DCG business group aims to scale up and enhance profitability to pursue long-term growth.

Outlook

Despite uncertainties since the outbreak of the COVID-19 pandemic, the Group has taken advantage of tailwind opportunities to drive earnings growth and furthered its business transformation. With regional economies including China on pace to expand and signs of a rebound in certain areas of enterprise spending, the Group will continue to capitalize on recovery-led opportunities. The business has also ratcheted up investments on service-led transformation which should bode well for long-term growth and profitability.

For its PCSD business, the Group will continue addressing opportunities emerging from structural changes in the sector. It will leverage its operational excellence and global franchise to meet strong segment demand, drive consistent premium-to-market growth, and maintain profitability leadership.

For its Mobile business, the Group will further push product innovation and accelerate 5G smartphone launches. It will also seek to enhance competitiveness in Latin America, North America, and Europe to grow at a premium to the sector and drive profitable growth.

In its DCG business, the Group aims to deliver premium-to-market growth and enhance profitability. In the ESMB segment, the Group will grow its high-margin services attach rate, upsell premier services and expand hybrid cloud solutions to drive a paradigm shift in computing with its edge-to-cloud solutions. For its CSP business, the Group's recent design wins will attract new customers and expand its share with existing accounts. To achieve that the business will leverage its unique strengths in the global supply chain and worldwide reach and expand its product portfolio with advanced configuration and storage platforms. The business will also grow its in-house design and manufacturing capabilities to continue scale expansion.

Given a surge in market interest in its service capability since the outbreak of the pandemic, the Group has been building a strong pipeline of new orders for Attached Services, Managed Services which includes Device as a Service, and Complex Solutions.

Strategic Highlights

The Group continues to execute its strategy to be the leader and enabler of Intelligent Transformation. It has the vision of bringing smarter technology to all - through Smart Infrastructure, Smart Verticals, and Smart IoT. This “3S” strategy, in parallel with its customer-centric positioning, has led to structural growth in new businesses including Software and Services.

Smart Infrastructure provides the computing, storage, and networking power to support smart devices. The Group’s next-generation data center solutions in the hybrid cloud are based on the ThinkAgile platform, with strong growth coming from Smart City and data center project wins in China. The Group’s Smart Infrastructure revenue grew 5 percent year-on-year, representing a temporary deceleration as enterprise customers take time to reassess their business priorities and purchase decision amid COVID-19. The Group will continue to engage clients and expand the pipeline to resume its growth momentum.

Smart Verticals combine big data generated by smart devices and the computing power of smart infrastructure to provide more insights and improve processes for customers. The Group has expanded its footprint to win multiple projects across different industry verticals such as smart cities, smart education, and healthcare industries around the world. Its revenue grew by more than 54 percent year-on-year during the period under review.

The Group will continue to invest in **Smart IoT**, consisting of a network of many touchpoints for the connected world we live in. Specifically, the Group’s investments will accelerate in the area of edge computing, cloud, big data, and AI in vertical industries. This will strengthen the Group’s capability as a competitive end-to-end solution provider in the era of Intelligent Transformation. The Smart IoT business has delivered 44 percent year-on-year revenue growth. In particular, Attached and Managed Services has grown significantly thanks to its Device-as-a-Service project wins across worldwide markets.

New Organizational Structure for FY2021/22

Lenovo is also today announcing a new organizational structure designed to capitalize on the Group’s service-led transformation growth opportunities. Effective April 1, 2021, Lenovo will bring together services and solutions teams and capabilities from across the company to form a dedicated organization - the new **Solutions & Services Group (SSG)**. SSG will further drive the company’s transformation by delivering incremental business across smart verticals, attached services, managed services and our “as a service” offerings including DaaS and Truscale™.

With this, Lenovo’s business will be structured into three main business groups aligned to the company’s 3S strategy of Smart IoT, Smart Infrastructure and Smart Verticals, namely **IDG (Intelligent Devices Group)** – focused on Smart IoT; **ISG (Infrastructure Solutions Group)**, renamed from DCG, Data Center Group) – focused on Smart Infrastructure; and **SSG** – focused on Smart Verticals & Services. IDG will be led globally by **Luca Rossi** (currently SVP & President of PCSD in EMEA and Latin America). ISG will continue to be led globally by **Kirk Skaugen**. And the newly formed global Lenovo SSG will be led by **Ken Wong** (currently SVP & President of PCSD in Asia Pacific).

In addition, Lenovo’s sales organizations in markets around the world will split into a **China GEO** and an **International Sales Organization**, led respectively by **Liu Jun** (currently EVP & President of IDG in China) and **Matt Zielinski** (currently SVP & President of PCSD in North America), to drive greater synergies and efficiencies between business groups. All above five leaders will report directly to Yuanqing Yang and sit on the Lenovo Executive Committee (LEC).

Gianfranco Lanci, Lenovo’s Corporate President and COO has also announced his plans to retire from the company in September 2021. Until then, he will continue to serve in his role as President and Chief Operating Officer of Lenovo Group and be responsible for Lenovo’s global business operations across all of Business Groups and Sales.

FINANCIAL REVIEW

Results for the nine months ended December 31, 2020

	9 months ended December 31, 2020 (unaudited) US\$ million	9 months ended December 31, 2019 (unaudited) US\$ million	Year-on-year change
Revenue	45,112	40,137	12%
Gross profit	7,080	6,496	9%
Gross profit margin	15.7%	16.2%	(0.5) pts
Operating expenses	(5,378)	(5,223)	3%
Operating profit	1,702	1,273	34%
Other non-operating income/(expenses) – net	(308)	(333)	(7)%
Profit before taxation	1,394	940	48%
Profit for the period	1,028	741	39%
Profit attributable to equity holders of the Company	918	623	47%
Earnings per share attributable to equity holders of the Company			
Basic	US7.70 cents	US5.22 cents	US2.48 cents
Diluted	US7.37 cents	US5.01 cents	US2.36 cents

For the nine months ended December 31, 2020, the Group achieved total sales of approximately US\$45,112 million. Profit attributable to equity holders for the period surged by US\$295 million to approximately US\$918 million when compared to the corresponding period of last year. In the same reporting period, gross profit margin eroded 0.5 percentage points to 15.7 percent, mainly due to higher costs in freight and transportation; while basic and diluted earnings per share were US7.70 cents and US7.37 cents respectively, representing an increase of US2.48 cents and US2.36 cents.

Analysis of operating expenses by function for the nine months ended December 31, 2020 and 2019 is as follows:

	9 months ended December 31, 2020 US\$ '000	9 months ended December 31, 2019 US\$ '000
Selling and distribution expenses	(2,221,362)	(2,357,394)
Administrative expenses	(2,163,584)	(1,804,407)
Research and development expenses	(1,037,203)	(988,575)
Other operating income/(expenses) – net	43,772	(72,681)
	<u>(5,378,377)</u>	<u>(5,223,057)</u>

Operating expenses for the period increased by 3 percent as compared with the corresponding period of last year. Employee benefit costs increased by US\$407 million mainly due to increase in bonus, sales commission, wages and salaries and recognition of severance costs of US\$75 million, and the Group recorded an impairment loss of intangible assets related to patent and technology of US\$53 million (2019/20: nil). Amortization of intangible assets increased by US\$47 million with more investments in patent and technology and internal use software. On the other hand, the Group recorded a gain on disposal of non-core property assets of US\$79 million (2019/20: nil), and a fair value gain from strategic investments amounting to US\$232 million (2019/20: US\$49 million), including a dilution gain on interest in an associate of US\$31 million (2019/20: nil) and a gain on deemed disposal of subsidiaries of US\$3 million (2019/20: nil), reflecting the change in value of the Group's portfolio. The overall increase was also partially offset by the reduction in advertising and promotional expenses of US\$151 million.

Key expenses by nature comprise:

	9 months ended December 31, 2020 US\$'000	9 months ended December 31, 2019 US\$'000
Depreciation of property, plant and equipment	(120,952)	(116,340)
Depreciation of right-of-use assets	(61,073)	(66,517)
- <i>prepaid lease payments</i>	(1,988)	(1,952)
- <i>leasehold land and buildings</i>	(59,085)	(64,565)
Amortization of intangible assets	(456,411)	(409,862)
Impairment of intangible assets	(52,606)	-
Employee benefit costs, including	(3,231,195)	(2,823,892)
- <i>long-term incentive awards</i>	(189,119)	(192,675)
- <i>severance and related costs</i>	(75,006)	-
Rental expenses under operating leases	(5,139)	(8,504)
Net foreign exchange loss	(37,435)	(70,310)
Advertising and promotional expenses	(568,882)	(719,777)
Legal and professional fees	(165,705)	(149,125)
Information technology expenses	(103,718)	(75,283)
Gain/(loss) on disposal of property, plant and equipment	71,964	(1,348)
Fair value gain on financial assets at fair value through profit or loss	197,279	49,435
Fair value loss on a financial liability at fair value through profit or loss	(7,373)	(13,000)
Dilution gain on interest in an associate	31,374	-
Gain on deemed disposal of subsidiaries	2,964	-
Gain on disposal of subsidiaries	1,064	12,844
Gain on disposal of interest in an associate	-	3,922
Others	(872,533)	(835,300)
	(5,378,377)	(5,223,057)

Other non-operating income/(expenses) - net for the nine months ended December 31, 2020 and 2019 comprise:

	9 months ended December 31, 2020 US\$'000	9 months ended December 31, 2019 US\$'000
Finance income	24,573	37,843
Finance costs	(308,372)	(358,835)
Share of losses of associates and joint ventures	(23,849)	(11,107)
	(307,648)	(332,099)

Finance income mainly represents interest on bank deposits.

Finance costs for the period decreased by 14 percent as compared with the corresponding period of last year. The change is a combined effect of the decrease in interest on bank loans and overdrafts of US\$34 million and factoring costs of US\$53 million, partially offset by the increase in interest on notes of US\$33 million. Share of losses of associates and joint ventures primarily represents operating losses arising from principal business activities of respective associates and joint ventures.

The Group adopts segments by business group as the reporting format. Segments by business group comprise IDG and DCG. Segment revenue and pre-tax income/(loss) for reportable segments are as follows:

	9 months ended December 31, 2020		9 months ended December 31, 2019	
	Revenue from external customers US\$'000	Pre-tax income/ (loss) US\$'000	Revenue from external customers US\$'000	Pre-tax income/ (loss) US\$'000
IDG	40,387,424	2,255,903	35,849,817	1,835,835
DCG	4,724,784	(138,340)	4,287,161	(149,716)
Segment total	<u>45,112,208</u>	<u>2,117,563</u>	<u>40,136,978</u>	<u>1,686,119</u>
Unallocated:				
Headquarters and corporate income/(expenses) - net		(640,072)		(503,272)
Depreciation and amortization		(158,385)		(118,338)
Impairment of intangible assets		(52,606)		-
Finance income		13,954		19,526
Finance costs		(159,116)		(176,453)
Share of losses of associates and joint ventures		(23,849)		(11,107)
Gain/(loss) on disposal of property, plant and equipment		70,424		(726)
Fair value gain on financial assets at fair value through profit or loss		197,279		49,435
Fair value loss on a financial liability at fair value through profit or loss		(7,373)		(13,000)
Dilution gain on interest in an associate		31,374		-
Gain on deemed disposal of subsidiaries		2,964		-
Gain on disposal of interest in an associate		-		3,922
Dividend income		1,784		4,303
Consolidated profit before taxation		<u>1,393,941</u>		<u>940,409</u>

Headquarters and corporate income/(expenses) - net for the period comprise various expenses, after appropriate allocation to business groups, of US\$640 million (2019/20: US\$503 million) such as employee benefit costs, legal and professional fees, and research and technology expenses. The increase is mainly due to employee benefit costs rising by US\$174 million as a result of recognition of severance costs of US\$75 million and an increase in bonus accrual. Also, fair value gain on bonus warrants decreased by US\$15 million as compared with the corresponding period of last year. There was a one-time charge associated with the execution of previously announced resource actions at the corporate level of US\$48 million last year.

Third Quarter 2020/21 compared to Third Quarter 2019/20

	3 months ended December 31, 2020 (unaudited) US\$ million	3 months ended December 31, 2019 (unaudited) US\$ million	Year-on-year change
Revenue	17,245	14,103	22%
Gross profit	2,786	2,265	23%
Gross profit margin	16.2%	16.1%	0.1 pts
Operating expenses	(2,085)	(1,777)	17%
Operating profit	701	488	44%
Other non-operating income/(expenses) – net	(110)	(98)	12%
Profit before taxation	591	390	52%
Profit for the period	431	305	41%
Profit attributable to equity holders of the Company	395	258	53%
Earnings per share attributable to equity holders of the Company			
Basic	US3.31 cents	US2.16 cents	US1.15 cents
Diluted	US3.08 cents	US2.07 cents	US1.01 cents

For the three months ended December 31, 2020, the Group achieved total sales of approximately US\$17,245 million. Profit attributable to equity holders for the period increased by US\$137 million to approximately US\$395 million when compared to the corresponding period of last year. In the same reporting period, gross profit margin increased by 0.1 percentage points to 16.2 percent; while basic and diluted earnings per share were US3.31 cents and US3.08 cents respectively, representing an increase of US1.15 cents and US1.01 cents.

Further analyses of sales by segment are set out in Business Review and Outlook.

Analysis of operating expenses by function for the three months ended December 31, 2020 and 2019 is as follows:

	3 months ended December 31, 2020 US\$ '000	3 months ended December 31, 2019 US\$ '000
Selling and distribution expenses	(863,021)	(816,261)
Administrative expenses	(859,267)	(609,157)
Research and development expenses	(398,102)	(341,232)
Other operating income/(expenses) – net	35,492	(9,863)
	<u>(2,084,898)</u>	<u>(1,776,513)</u>

Operating expenses for the period increased by 17 percent as compared with the corresponding period of last year. Employee benefit costs increased by US\$261 million mainly due to increase in bonus, sales commission, wages and salaries. On the other hand, the Group recorded a fair value gain from strategic investments amounting to US\$67 million (2019/20: US\$50 million) including a gain on deemed disposal of subsidiaries of US\$3 million (2019/20: nil), reflecting the change in value of the Group's portfolio. The increase in operating expenses also reflected an increase in advertising and promotional expenses of US\$22 million.

Key expenses by nature comprise:

	3 months ended December 31, 2020 US\$'000	3 months ended December 31, 2019 US\$'000
Depreciation of property, plant and equipment	(39,211)	(37,786)
Depreciation of right-of-use assets	(21,996)	(24,292)
- <i>prepaid lease payments</i>	<i>(686)</i>	<i>(646)</i>
- <i>leasehold land and buildings</i>	<i>(21,310)</i>	<i>(23,646)</i>
Amortization of intangible assets	(155,063)	(150,290)
Employee benefit costs, including	(1,204,121)	(942,865)
- <i>long-term incentive awards</i>	<i>(61,367)</i>	<i>(68,978)</i>
Rental expenses under operating leases	(2,048)	(2,748)
Net foreign exchange loss	(4,566)	(21,859)
Advertising and promotional expenses	(270,052)	(247,555)
Legal and professional fees	(55,390)	(62,510)
Information technology expenses	(48,706)	(31,484)
Gain/(loss) on disposal of property, plant and equipment	1,092	(642)
Fair value gain on financial assets at fair value through profit or loss	64,359	49,543
Fair value loss on a financial liability at fair value through profit or loss	(5,600)	(10,000)
Gain on deemed disposal of subsidiaries	2,964	-
Gain on disposal of interest in an associate	-	3,922
Others	(346,560)	(297,947)
	<u>(2,084,898)</u>	<u>(1,776,513)</u>

Other non-operating income/(expenses) - net for the three months ended December 31, 2020 and 2019 comprise:

	3 months ended December 31, 2020 US\$'000	3 months ended December 31, 2019 US\$'000
Finance income	7,240	13,369
Finance costs	(109,923)	(107,595)
Share of losses of associates and joint ventures	(7,046)	(3,659)
	<u>(109,729)</u>	<u>(97,885)</u>

Finance income mainly represents interest on bank deposits.

Finance costs for the period increased by 2 percent as compared with the corresponding period of last year. The change is a combined effect of the increase in interest on notes of US\$21 million, partially offset by the decrease in interest on bank loans and overdrafts of US\$11 million and factoring costs of US\$9 million.

Share of losses of associates and joint ventures primarily represents operating losses arising from principal business activities of respective associates and joint ventures.

The Group adopts segments by business group as the reporting format. Segments by business group comprise IDG and DCG. Segment revenue and pre-tax income/(loss) for reportable segments are as follows:

	3 months ended December 31, 2020		3 months ended December 31, 2019	
	Revenue from external customers <i>US\$'000</i>	Pre-tax income/ (loss) <i>US\$'000</i>	Revenue from external customers <i>US\$'000</i>	Pre-tax income/ (loss) <i>US\$'000</i>
IDG	15,611,168	934,955	12,502,275	687,050
DCG	1,634,275	(32,710)	1,600,561	(46,546)
Segment total	<u>17,245,443</u>	<u>902,245</u>	<u>14,102,836</u>	<u>640,504</u>
Unallocated:				
Headquarters and corporate income/(expenses) - net		(259,905)		(228,559)
Depreciation and amortization		(55,765)		(41,506)
Finance income		3,380		6,585
Finance costs		(57,985)		(28,369)
Share of losses of associates and joint ventures		(7,046)		(3,659)
Gain/(loss) on disposal of property, plant and equipment		3,318		(146)
Fair value gain on financial assets at fair value through profit or loss		64,359		49,543
Fair value loss on a financial liability at fair value through profit or loss		(5,600)		(10,000)
Gain on disposal of interest in an associate		-		3,922
Gain on deemed disposal of subsidiaries		2,964		-
Dividend income		1,513		1,913
Consolidated profit before taxation		<u>591,478</u>		<u>390,228</u>

Headquarters and corporate income/(expenses) - net for the period comprise various expenses, after appropriate allocation to business groups, of US\$260 million (2019/20: US\$229 million) such as employee benefit costs, legal and professional fees, and research and technology expenses. The increase is mainly due to employee benefit cost rising by US\$86 million as a result of an increase in bonus accrual. Also, there was a one-time charge associated with the execution of previously announced resource actions at the corporate level of US\$40 million last year.

Capital Expenditure

The Group incurred capital expenditure of US\$564 million (2019/20: US\$701 million) during the nine months ended December 31, 2020, mainly for the acquisition of property, plant and equipment, additions to construction-in-progress and intangible assets. The higher capital expenditure incurred in the corresponding period of last year was mainly attributable to more investments in patent and technology particularly on cloud technology and internal use software.

Liquidity and Financial Resources

At December 31, 2020, total assets of the Group amounted to US\$38,645 million (March 31, 2020: US\$32,128 million), which were financed by equity attributable to owners of the Company of US\$3,887 million (March 31, 2020: US\$3,197 million), other non-controlling interests (net of put option written on non-controlling interests) of US\$24 million (March 31, 2020: negative balance of US\$132 million), (March 31, 2020: perpetual securities of US\$994 million) and total liabilities of US\$34,734 million (March 31, 2020: US\$28,069 million). At December 31, 2020, the current ratio of the Group was 0.90 (March 31, 2020: 0.81).

At December 31, 2020, bank deposits and cash and cash equivalents totalling US\$4,091 million (March 31, 2020: US\$3,617 million) analyzed by major currency are as follows:

	December 31, 2020	March 31, 2020
	%	%
US dollar	35.9	35.3
Renminbi	34.0	25.4
Japanese Yen	6.5	10.3
Euro	3.8	7.8
Great British Pound	0.3	4.2
Other currencies	19.5	17.0
Total	100.0	100.0

The Group adopts a conservative policy to invest the surplus cash generated from operations. At December 31, 2020, 92.0 (March 31, 2020: 85.6) percent of cash are bank deposits, and 8.0 (March 31, 2020: 14.4) percent are investments in liquid money market funds of investment grade.

Although the Group has consistently maintained a very liquid position, banking facilities have nevertheless been put in place to meet inter-quarter funding requirements and the Group has entered into factoring arrangements in the ordinary course of business for liquidity.

The Group has the following banking facilities:

Type	Date of agreement	Principal amount	Term	Utilized amount at	
				December 31, 2020	March 31, 2020
		<i>US\$ million</i>		<i>US\$ million</i>	<i>US\$ million</i>
Loan facility	May 26, 2015	300	5 years	N/A	300
Revolving loan facility	March 28, 2018	1,500	5 years	445	1,500
Loan facility	May 12, 2020	300	5 years	160	N/A
Revolving loan facility	May 14, 2020	200	5 years	-	N/A

Notes, convertible bonds and convertible preferred shares issued by the Group and outstanding as at December 31, 2020 are as follows:

	Issue date	Principal amount	Term	Interest rate / dividend per annum	Due date	Use of proceeds
2022 Notes	March 16, 2017	US\$337 million	5 years	3.875%	March 2022	For repayment of the outstanding amount under the promissory notes issued to Google Inc. and general corporate purposes
2023 Notes	March 29, 2018	US\$687 million	5 years	4.75%	March 2023	For repayment of previous Notes and general corporate purposes
Convertible bonds	January 24, 2019	US\$675 million	5 years (Note)	3.375%	January 2024	For repayment of previous Notes and general corporate purposes
Convertible preferred shares	June 21, 2019	US\$280 million	N/A	4%	N/A	For general corporate funding and capital expenditure
2025 Notes	April 24, 2020 and May 12, 2020	US\$1 billion	5 years	5.875%	April 2025	For repayment of previous Notes and general corporate purposes
2030 Notes	November 2, 2020	US\$1 billion	10 years	3.421%	November 2030	For repurchase of perpetual securities and previous Notes

Note: Please refer to Note 12(c) to the Financial Information for details.

The Group has also arranged other short-term credit facilities as follows:

Credit facilities	Total available amount at		Drawn down amount at	
	December 31, 2020	March 31, 2020	December 31, 2020	March 31, 2020
	<i>US\$ million</i>	<i>US\$ million</i>	<i>US\$ million</i>	<i>US\$ million</i>
Trade lines	2,362	2,547	1,841	2,047
Short-term money market facilities	1,020	1,034	45	334
Forward foreign exchange contracts	12,163	9,278	12,095	9,222

Net debt position and gearing ratio of the Group as at December 31 and March 31, 2020 are as follows:

	December 31, 2020	March 31, 2020
	<i>US\$ million</i>	<i>US\$ million</i>
Bank deposits and cash and cash equivalents	4,091	3,617
Borrowings		
- Short-term loans	639	2,125
- Long-term loan	2	3
- Notes	3,010	1,807
- Convertible bonds	620	607
- Convertible preferred shares	297	318
Net debt position	(477)	(1,243)
Total equity	3,911	4,059
Gearing ratio (Borrowings divided by total equity)	1.17	1.20

The Group is confident that the facilities on hand can meet the funding requirements of the Group's operations and business development. The Group is in full compliance with all the banking covenants.

The Group adopts a consistent hedging policy for business transactions to reduce the risk of currency fluctuation arising from daily operations. At December 31, 2020, the Group had commitments in respect of outstanding forward foreign exchange contracts amounting to US\$12,095 million (March 31, 2020: US\$9,222 million). The Group's forward foreign exchange contracts are either used to hedge a percentage of future transactions which are highly probable, or used as fair value hedges for identified assets and liabilities.

Contingent Liabilities

The Group, in the ordinary course of its business, is involved in various claims, suits, investigations, and legal proceedings that arise from time to time. Although the Group does not expect that the outcome in any of these legal proceedings, individually or collectively, will have a material adverse effect on its financial position or results of operations, litigation is inherently unpredictable. Therefore, the Group could incur judgments or enter into settlements of claims that could adversely affect its operating results or cash flows in a particular period.

FINANCIAL INFORMATION

CONSOLIDATED INCOME STATEMENT

		3 months ended December 31, 2020 (unaudited) US\$ '000	9 months ended December 31, 2020 (unaudited) US\$ '000	3 months ended December 31, 2019 (unaudited) US\$ '000	9 months ended December 31, 2019 (unaudited) US\$ '000
	<i>Note</i>				
Revenue	2	17,245,443	45,112,208	14,102,836	40,136,978
Cost of sales		<u>(14,459,338)</u>	<u>(38,032,242)</u>	<u>(11,838,210)</u>	<u>(33,641,413)</u>
Gross profit		2,786,105	7,079,966	2,264,626	6,495,565
Selling and distribution expenses		(863,021)	(2,221,362)	(816,261)	(2,357,394)
Administrative expenses		(859,267)	(2,163,584)	(609,157)	(1,804,407)
Research and development expenses		(398,102)	(1,037,203)	(341,232)	(988,575)
Other operating income/(expenses) - net		<u>35,492</u>	<u>43,772</u>	<u>(9,863)</u>	<u>(72,681)</u>
Operating profit	3	701,207	1,701,589	488,113	1,272,508
Finance income	4(a)	7,240	24,573	13,369	37,843
Finance costs	4(b)	(109,923)	(308,372)	(107,595)	(358,835)
Share of losses of associates and joint ventures		<u>(7,046)</u>	<u>(23,849)</u>	<u>(3,659)</u>	<u>(11,107)</u>
Profit before taxation		591,478	1,393,941	390,228	940,409
Taxation	5	<u>(160,043)</u>	<u>(366,145)</u>	<u>(84,729)</u>	<u>(199,329)</u>
Profit for the period		<u>431,435</u>	<u>1,027,796</u>	<u>305,499</u>	<u>741,080</u>
Profit attributable to:					
Equity holders of the Company		395,063	918,080	258,117	622,538
Perpetual securities holders		5,652	32,532	13,440	40,320
Other non-controlling interests		<u>30,720</u>	<u>77,184</u>	<u>33,942</u>	<u>78,222</u>
		<u>431,435</u>	<u>1,027,796</u>	<u>305,499</u>	<u>741,080</u>
Earnings per share attributable to equity holders of the Company					
Basic	6(a)	<u>US3.31 cents</u>	<u>US7.70 cents</u>	<u>US2.16 cents</u>	<u>US5.22 cents</u>
Diluted	6(b)	<u>US3.08 cents</u>	<u>US7.37 cents</u>	<u>US2.07 cents</u>	<u>US5.01 cents</u>
Dividend			<u>102,298</u>		<u>96,640</u>

CONSOLIDATED STATEMENT OF COMPREHENSIVE INCOME

	3 months ended December 31, 2020 (unaudited) US\$'000	9 months ended December 31, 2020 (unaudited) US\$'000	3 months ended December 31, 2019 (unaudited) US\$'000	9 months ended December 31, 2019 (unaudited) US\$'000
Profit for the period	431,435	1,027,796	305,499	741,080
Other comprehensive income/(loss):				
<u>Items that will not be reclassified to profit or loss</u>				
Remeasurements of post-employment benefit obligations, net of taxes	14,462	14,489	(15,016)	(14,636)
Fair value change on financial assets at fair value through other comprehensive income, net of taxes	1,384	(5,722)	1,474	(1,984)
<u>Items that have been reclassified or may be subsequently reclassified to profit or loss</u>				
Fair value change on cash flow hedges from foreign exchange forward contracts, net of taxes				
- Fair value (loss)/gain, net of taxes	(180,525)	(385,848)	(77,507)	20,104
- Reclassified to consolidated income statement	98,921	241,540	(11,741)	(76,629)
Currency translation differences	238,389	367,588	119,978	(120,541)
Other comprehensive income/(loss) for the period	172,631	232,047	17,188	(193,686)
Total comprehensive income for the period	<u>604,066</u>	<u>1,259,843</u>	<u>322,687</u>	<u>547,394</u>
Total comprehensive income attributable to:				
Equity holders of the Company	561,293	1,137,797	276,209	426,044
Perpetual securities holders	5,652	32,532	13,440	40,320
Other non-controlling interests	37,121	89,514	33,038	81,030
	<u>604,066</u>	<u>1,259,843</u>	<u>322,687</u>	<u>547,394</u>

CONSOLIDATED BALANCE SHEET

		December 31, 2020 (unaudited) <i>US\$'000</i>	March 31, 2020 (audited) <i>US\$'000</i>
	<i>Note</i>		
Non-current assets			
Property, plant and equipment		1,530,006	1,398,440
Right-of-use assets		812,262	812,235
Construction-in-progress		223,475	304,241
Intangible assets		8,152,074	7,984,582
Interests in associates and joint ventures		73,854	60,307
Deferred income tax assets		2,279,006	2,059,582
Financial assets at fair value through profit or loss		780,060	494,807
Financial assets at fair value through other comprehensive income		85,286	56,136
Other non-current assets		258,589	224,396
		<u>14,194,612</u>	<u>13,394,726</u>
Current assets			
Inventories	7	5,785,801	4,946,914
Trade receivables	8(a)	9,279,392	6,263,012
Notes receivable		47,574	11,529
Derivative financial assets		23,021	138,813
Deposits, prepayments and other receivables	9	4,976,455	3,559,239
Income tax recoverable		247,047	196,464
Bank deposits		51,086	66,480
Cash and cash equivalents		4,040,149	3,550,990
		<u>24,450,525</u>	<u>18,733,441</u>
Total assets		<u><u>38,645,137</u></u>	<u><u>32,128,167</u></u>

CONSOLIDATED BALANCE SHEET (CONTINUED)

	<i>Note</i>	December 31, 2020 (unaudited) <i>US\$'000</i>	March 31, 2020 (audited) <i>US\$'000</i>
Share capital	<i>13</i>	3,203,913	3,185,923
Reserves		682,850	11,619
		<hr/>	<hr/>
Equity attributable to owners of the Company		3,886,763	3,197,542
Perpetual securities	<i>14</i>	-	993,670
Other non-controlling interests		790,466	634,321
Put option written on non-controlling interests	<i>11(b)</i>	(766,238)	(766,238)
		<hr/>	<hr/>
Total equity		3,910,991	4,059,295
		<hr style="border-top: 1px dashed black;"/>	<hr style="border-top: 1px dashed black;"/>
Non-current liabilities			
Borrowings	<i>12</i>	3,928,492	1,564,619
Warranty provision	<i>10(b)</i>	274,362	258,840
Deferred revenue		1,156,816	864,805
Retirement benefit obligations		474,839	458,386
Deferred income tax liabilities		377,602	342,805
Other non-current liabilities	<i>11</i>	1,401,330	1,321,296
		<hr/>	<hr/>
		7,613,441	4,810,751
		<hr style="border-top: 1px dashed black;"/>	<hr style="border-top: 1px dashed black;"/>
Current liabilities			
Trade payables	<i>8(b)</i>	9,967,953	7,509,724
Notes payable		1,247,610	1,458,645
Derivative financial liabilities		125,031	73,784
Other payables and accruals	<i>10(a)</i>	12,775,499	9,025,643
Provisions	<i>10(b)</i>	883,948	718,771
Deferred revenue		1,057,656	819,199
Income tax payable		423,922	357,375
Borrowings	<i>12</i>	639,086	3,294,980
		<hr/>	<hr/>
		27,120,705	23,258,121
		<hr style="border-top: 1px dashed black;"/>	<hr style="border-top: 1px dashed black;"/>
Total liabilities		34,734,146	28,068,872
		<hr style="border-top: 1px dashed black;"/>	<hr style="border-top: 1px dashed black;"/>
Total equity and liabilities		38,645,137	32,128,167
		<hr style="border-top: 3px double black;"/>	<hr style="border-top: 3px double black;"/>

CONSOLIDATED CASH FLOW STATEMENT

		9 months ended December 31, 2020 (unaudited) US\$ '000	9 months ended December 31, 2019 (unaudited) US\$ '000
	<i>Note</i>		
Cash flows from operating activities			
Net cash generated from operations	15	3,757,936	2,432,768
Interest paid		(230,493)	(353,870)
Tax paid		(476,047)	(300,611)
Net cash generated from operating activities		3,051,396	1,778,287
Cash flows from investing activities			
Purchase of property, plant and equipment		(191,476)	(178,068)
Sale of property, plant and equipment		36,883	12,291
Acquisition of subsidiaries, net of cash acquired		(5,049)	-
Disposal of subsidiaries, net of cash disposed		(6,977)	(18,155)
Interest acquired in associates and a joint venture		(3,582)	(1,616)
Payment for construction-in-progress		(269,693)	(305,674)
Payment for intangible assets		(103,057)	(217,070)
Purchase of financial assets at fair value through profit or loss		(160,522)	(47,107)
Purchase of financial assets at fair value through other comprehensive income		(29,556)	-
Loan to a joint venture		-	(72,603)
Net proceeds from sale of financial assets at fair value through profit or loss		111,753	56,843
Net proceeds from sale of a financial asset at fair value through other comprehensive income		493	2,803
Payment of contingent consideration		(117,390)	-
Decrease in bank deposits		15,394	5,131
Dividends received		1,897	6,206
Interest received		24,573	37,843
Net cash used in investing activities		(696,309)	(719,176)
Cash flows from financing activities			
Issue of warrant shares		17,990	-
Capital contribution from other non-controlling interests		70,195	61,696
Contribution to employee share trusts		(162,669)	(86,684)
Issue of convertible preferred shares		-	300,000
Issue of notes		2,003,500	-
Issuing costs of notes		(14,383)	-
Repayment of notes		(791,555)	(786,244)
Principal elements of lease payments		(93,533)	(98,590)
Dividends paid		(434,397)	(431,148)
Dividends paid to other non-controlling interests		(5,156)	(4,620)
Distribution to perpetual securities holders		(34,772)	(26,880)
Dividends paid to convertible preferred shares holders		(11,600)	-
Repurchase of convertible preferred shares		(16,575)	-
Proceeds from borrowings		2,813,016	3,046,800
Repayments of borrowings		(4,298,242)	(2,143,800)
Repurchase of perpetual securities		(1,045,320)	-
Net cash used in financing activities		(2,003,501)	(169,470)
Increase in cash and cash equivalents		351,586	889,641
Effect of foreign exchange rate changes		137,573	(31,576)
Cash and cash equivalents at the beginning of the period		3,550,990	2,662,854
Cash and cash equivalents at the end of the period		4,040,149	3,520,919

CONSOLIDATED STATEMENT OF CHANGES IN EQUITY

	Attributable to equity holders of the Company											
	Share capital	Investment revaluation reserve	Employee share trusts	Share-based compensation reserve	Hedging reserve	Exchange reserve	Other reserve	Retained earnings	Perpetual securities	Other non-controlling interests	Put option written on non-controlling interests	Total
	(unaudited) US\$'000	(unaudited) US\$'000	(unaudited) US\$'000	(unaudited) US\$'000	(unaudited) US\$'000	(unaudited) US\$'000	(unaudited) US\$'000	(unaudited) US\$'000	(unaudited) US\$'000	(unaudited) US\$'000	(unaudited) US\$'000	(unaudited) US\$'000
At April 1, 2020	3,185,923	(48,716)	(101,467)	287,574	58,489	(1,799,017)	176,642	1,438,114	993,670	634,321	(766,238)	4,059,295
Profit for the period	-	-	-	-	-	-	-	918,080	32,532	77,184	-	1,027,796
Other comprehensive (loss)/income	-	(5,722)	-	-	(144,308)	355,258	-	14,489	-	12,330	-	232,047
Total comprehensive (loss)/income for the period	-	(5,722)	-	-	(144,308)	355,258	-	932,569	32,532	89,514	-	1,259,843
Transfer to statutory reserve	-	-	-	-	-	-	8,890	(8,890)	-	-	-	-
Transfer of investment revaluation reserve upon disposal of financial assets at fair value through other comprehensive income to retained earnings	-	1,728	-	-	-	-	-	(1,728)	-	-	-	-
Repurchase of perpetual securities	-	-	-	-	-	-	(53,890)	-	(991,430)	-	-	(1,045,320)
Issue of warrant shares	17,990	-	-	-	-	-	-	-	-	-	-	17,990
Vesting of shares under long-term incentive program	-	-	187,628	(247,158)	-	-	-	-	-	-	-	(59,530)
Deferred tax in relation to long-term incentive program	-	-	-	21,265	-	-	-	-	-	-	-	21,265
Acquisition of subsidiaries	-	-	-	-	-	-	-	-	-	2,113	-	2,113
Disposal and deemed disposal of subsidiaries	-	-	-	-	-	437	(1,819)	-	-	261	-	(1,121)
Settlement of bonus through long-term incentive program	-	-	-	34,444	-	-	-	-	-	-	-	34,444
Share-based compensation	-	-	-	189,119	-	-	-	-	-	-	-	189,119
Contribution to employee share trusts	-	-	(162,669)	-	-	-	-	-	-	-	-	(162,669)
Dividends paid	-	-	-	-	-	-	-	(434,397)	-	-	-	(434,397)
Dividend paid to other non-controlling interests	-	-	-	-	-	-	-	-	-	(5,156)	-	(5,156)
Capital contribution from other non-controlling interests	-	-	-	-	-	-	-	-	-	69,887	-	69,887
Change of ownership of subsidiaries without loss of control	-	-	-	-	-	-	474	-	-	(474)	-	-
Distribution to perpetual securities holders	-	-	-	-	-	-	-	-	(34,772)	-	-	(34,772)
At December 31, 2020	3,203,913	(52,710)	(76,508)	285,244	(85,819)	(1,443,322)	130,297	1,925,668	-	790,466	(766,238)	3,910,991
At April 1, 2019	3,185,923	(36,095)	(140,209)	311,540	23,240	(1,371,932)	163,241	1,260,745	993,670	473,178	(766,238)	4,097,063
Profit for the period	-	-	-	-	-	-	-	622,538	40,320	78,222	-	741,080
Other comprehensive (loss)/income	-	(1,984)	-	-	(56,525)	(123,349)	-	(14,636)	-	2,808	-	(193,686)
Total comprehensive (loss)/income for the period	-	(1,984)	-	-	(56,525)	(123,349)	-	607,902	40,320	81,030	-	547,394
Transfer to statutory reserve	-	-	-	-	-	-	11,995	(11,995)	-	-	-	-
Transfer of investment revaluation reserve upon disposal of financial assets at fair value through other comprehensive income to retained earnings	-	(1,696)	-	-	-	-	-	1,696	-	-	-	-
Vesting of shares under long-term incentive program	-	-	181,424	(242,631)	-	-	-	-	-	-	-	(61,207)
Deferred tax in relation to long-term incentive program	-	-	-	(7,048)	-	-	-	-	-	-	-	(7,048)
Disposal of subsidiaries	-	-	-	-	-	-	(267)	-	-	-	-	(267)
Share-based compensation	-	-	-	192,675	-	-	-	-	-	-	-	192,675
Contribution to employee share trusts	-	-	(86,684)	-	-	-	-	-	-	-	-	(86,684)
Dividends paid	-	-	-	-	-	-	-	(431,148)	-	-	-	(431,148)
Dividends paid to other non-controlling interests	-	-	-	-	-	-	-	-	-	(4,620)	-	(4,620)
Capital contribution from other non-controlling interests	-	-	-	-	-	-	-	-	-	76,019	-	76,019
Change of ownership of subsidiaries without loss of control	-	-	-	-	-	-	1,673	-	-	(1,673)	-	-
Distribution to perpetual securities holders	-	-	-	-	-	-	-	-	(26,880)	-	-	(26,880)
At December 31, 2019	3,185,923	(39,775)	(45,469)	254,536	(33,285)	(1,495,281)	176,642	1,427,200	1,007,110	623,934	(766,238)	4,295,297

1 General information and basis of preparation

The financial information relating to the year ended March 31, 2020 included in the FY2020/21 third quarter results announcement as comparative information does not constitute the Company's statutory annual consolidated financial statements for that year but is derived from those financial statements. Further information relating to these statutory financial statements required to be disclosed in accordance with section 436 of the Hong Kong Companies Ordinance is as follows:

The Company has delivered the consolidated financial statements for the year ended March 31, 2020 to the Registrar of Companies as required by section 662(3) of, and Part 3 of Schedule 6 to, the Hong Kong Companies Ordinance.

The Company's auditor has reported on those consolidated financial statements of the Group. The auditor's report was unqualified; did not include a reference to any matters to which the auditor drew attention by way of emphasis without qualifying its report; and did not contain a statement under sections 406(2), 407(2) or (3) of the Hong Kong Companies Ordinance.

Basis of preparation

The financial information presented above and notes thereto are extracted from the Group's consolidated financial statements and presented in accordance with Appendix 16 of the Rules Governing the Listing of Securities on The Stock Exchange of Hong Kong Limited.

The Board is responsible for the preparation of the Group's consolidated financial statements. The consolidated financial statements have been prepared in accordance with Hong Kong Financial Reporting Standards. The consolidated financial statements have been prepared under the historical cost convention except that certain financial assets and financial liabilities are stated at fair values.

The accounting policies adopted are consistent with those of the previous financial year. The Group has reclassified right-of-use assets related to leasehold land and buildings, which was previously classified as "property, plant and equipment", and "prepaid lease payments" to "right-of-use assets" in the consolidated balance sheet.

The below amended standards became applicable for the current reporting period. The Group did not have to change its accounting policies or make retrospective adjustments as a result of adopting these amended standards.

- Amendments to HKFRS 3, Definition of a business
- Amendments to HKAS 1 and HKAS 8, Definition of material
- Amendments to HKFRS 9, HKAS 39 and HKFRS 7, Interest rate benchmark reform

New amendments to existing standards not yet effective

The following new amendments to existing standards, which are considered appropriate and relevant to the Group's operations, have been issued but are not effective for the year ending March 31, 2021 and have not been early adopted:

	Effective for annual periods beginning on or after
Amendments to HKFRS 16, COVID-19-Related rent concessions	June 1, 2020
Amendments to HKFRS 9, HKAS 39, HKFRS 7, HKFRS 4 and HKFRS 16, Interest Rate Benchmark Reform – Phase 2	January 1, 2021
Amendments to HKAS 37, Onerous contracts – Cost of fulfilling a contract	January 1, 2022
Annual improvements to HKFRS Standards 2018-2020 Cycle	January 1, 2022
Amendments to HKAS 16, Property, plant and equipment: Proceeds before Intended Use	January 1, 2022
Amendments to HKFRS 3, Reference to the conceptual framework	January 1, 2022
Amendments to HKAS 1, Classification of liabilities as current or non-current	January 1, 2023
Amendments to HKFRS 10 and HKAS 28, Consolidated financial statements and investments in associates	Date to be determined

The Group is in the process of assessing what the impact of these developments is expected to be in the period of initial application. So far it has concluded that their adoption is unlikely to have a significant impact on the consolidated financial statements of the Group.

2 Segment information

Management has determined the operating segments based on the reports reviewed by the Lenovo Executive Committee (“LEC”), the chief operating decision-maker, that are used to make strategic decisions. Segments by business group comprise IDG and DCG.

The LEC assesses the performance of the operating segments based on a measure of pre-tax income/(loss). This measurement basis excludes the effects of non-recurring expenses such as restructuring costs from the operating segments. The measurement basis also excludes the effects of certain income and expenses such as fair value change of financial instruments and disposal gain/(loss) of fixed assets that are from activities driven by headquarters and centralized functions. Certain finance income and costs are not allocated to segments when these types of activities are driven by the central treasury function which manages the cash position of the Group.

Supplementary information on segment assets and liabilities presented below is primarily based on the business group of the entities or operations which carry the assets and liabilities, except for entities performing centralized functions for the Group the assets and liabilities of which are not allocated to any segment.

(a) Segment revenue and pre-tax income/(loss) for reportable segments

	9 months ended December 31, 2020		9 months ended December 31, 2019	
	Revenue from external customers US\$ '000	Pre-tax income/ (loss) US\$ '000	Revenue from external customers US\$ '000	Pre-tax income/ (loss) US\$ '000
IDG	40,387,424	2,255,903	35,849,817	1,835,835
DCG	4,724,784	(138,340)	4,287,161	(149,716)
Segment total	<u>45,112,208</u>	<u>2,117,563</u>	<u>40,136,978</u>	<u>1,686,119</u>
Unallocated:				
Headquarters and corporate income /(expenses) - net		(640,072)		(503,272)
Depreciation and amortization		(158,385)		(118,338)
Impairment of intangible assets		(52,606)		-
Finance income		13,954		19,526
Finance costs		(159,116)		(176,453)
Share of losses of associates and joint ventures		(23,849)		(11,107)
Gain/(loss) on disposal of property, plant and equipment		70,424		(726)
Fair value gain on financial assets at fair value through profit or loss		197,279		49,435
Fair value loss on a financial liability at fair value through profit or loss		(7,373)		(13,000)
Dilution gain on interest in an associate		31,374		-
Gain on deemed disposal of subsidiaries		2,964		-
Gain on disposal of interest in an associate		-		3,922
Dividend income		1,784		4,303
Consolidated profit before taxation		<u>1,393,941</u>		<u>940,409</u>

(b) Segment assets for reportable segments

	December 31, 2020 US\$ '000	March 31, 2020 US\$ '000
IDG	25,062,258	20,045,317
DCG	4,788,714	4,656,685
Segment assets for reportable segments	<u>29,850,972</u>	<u>24,702,002</u>
Unallocated:		
Deferred income tax assets	2,279,006	2,059,582
Financial assets at fair value through profit or loss	780,060	494,807
Financial assets at fair value through other comprehensive income	85,286	56,136
Derivative financial assets	23,021	138,813
Interests in associates and joint ventures	73,854	60,307
Bank deposits and cash and cash equivalents	4,091,235	3,617,470
Unallocated deposits, prepayments and other receivables	687,617	379,429
Income tax recoverable	247,047	196,464
Other unallocated assets	527,039	423,157
Total assets per consolidated balance sheet	<u>38,645,137</u>	<u>32,128,167</u>

(c) Segment liabilities for reportable segments

	December 31, 2020 <i>US\$'000</i>	March 31, 2020 <i>US\$'000</i>
IDG	26,462,927	20,271,781
DCG	1,861,861	1,666,557
Segment liabilities for reportable segments	28,324,788	21,938,338
Unallocated:		
Deferred income tax liabilities	377,602	342,805
Derivative financial liabilities	125,031	73,784
Borrowings	4,567,578	4,859,599
Unallocated other payables and accruals	887,707	470,200
Unallocated other non-current liabilities	27,518	26,771
Income tax payable	423,922	357,375
Total liabilities per consolidated balance sheet	34,734,146	28,068,872

(d) Analysis of revenue by geography

	9 months ended December 31, 2020 <i>US\$'000</i>	9 months ended December 31, 2019 <i>US\$'000</i>
China	10,873,643	8,854,350
AP	8,849,205	8,965,759
EMEA	11,512,931	9,478,596
AG	13,876,429	12,838,273
	45,112,208	40,136,978

(e) Analysis of revenue by timing of revenue recognition

	9 months ended December 31, 2020 <i>US\$'000</i>	9 months ended December 31, 2019 <i>US\$'000</i>
Point in time	43,929,146	39,177,055
Over time	1,183,062	959,923
	45,112,208	40,136,978

(f) Other segment information

	IDG		DCG		Total	
	2020	2019	2020	2019	2020	2019
	US\$'000	US\$'000	US\$'000	US\$'000	US\$'000	US\$'000
For the nine months ended December 31						
Depreciation and amortization	422,306	408,696	184,746	176,234	607,052	584,930
Finance income	9,734	15,863	885	2,454	10,619	18,317
Finance costs	114,280	168,469	34,976	13,913	149,256	182,382
Additions to non-current assets (Note)	496,279	612,731	133,540	208,929	629,819	821,660

Note: Excluding other non-current assets and including non-current assets acquired through acquisition of subsidiaries.

- (g) Included in segment assets for reportable segments are goodwill and trademarks and trade names with indefinite useful lives with an aggregate amount of US\$6,233 million (March 31, 2020: US\$5,983 million). The carrying amounts of goodwill and trademarks and trade names with indefinite useful lives are presented below:

At December 31, 2020

	China	AP	EMEA	AG	Mature Market	Emerging Market	Total
	US\$ million	US\$ million	US\$ million	US\$ million	US\$ million	US\$ million	US\$ million
Goodwill							
- PCSD	1,089	726	245	302	-	-	2,362
- MBG	-	-	-	-	678	804	1,482
- DCG	499	166	104	345	-	-	1,114
Trademarks and trade names							
- PCSD	209	59	110	67	-	-	445
- MBG	-	-	-	-	197	263	460
- DCG	162	54	31	123	-	-	370

At March 31, 2020

	China	AP	EMEA	AG	Mature Market	Emerging Market	Total
	US\$ million	US\$ million	US\$ million	US\$ million	US\$ million	US\$ million	US\$ million
Goodwill							
- PCSD	1,002	686	215	297	-	-	2,200
- MBG	-	-	-	-	666	799	1,465
- DCG	471	159	77	343	-	-	1,050
Trademarks and trade names							
- PCSD	209	59	103	67	-	-	438
- MBG	-	-	-	-	197	263	460
- DCG	162	54	31	123	-	-	370

The directors are of the view that there was no impairment of goodwill and trademarks and trade names based on impairment tests performed as at December 31, 2020 (March 31, 2020: Nil).

3 Operating profit

Operating profit is stated after charging/(crediting) the following:

	3 months ended December 31, 2020 US\$'000	9 months ended December 31, 2020 US\$'000	3 months ended December 31, 2019 US\$'000	9 months ended December 31, 2019 US\$'000
Depreciation of property, plant and equipment	73,938	221,555	69,309	205,845
Depreciation of right-of-use assets	25,771	71,734	26,757	77,167
- prepaid lease payments	717	2,076	674	2,039
- leasehold land and buildings	25,054	69,658	26,083	75,128
Amortization of intangible assets	160,299	472,148	155,183	420,256
Impairment of intangible assets	-	52,606	-	-
Employee benefit costs, including	1,406,168	3,778,337	1,108,987	3,271,969
- long-term incentive awards	61,367	189,119	68,978	192,675
- severance and other related costs	-	75,006	-	-
Rental expenses under operating leases	3,467	10,145	3,396	11,435
(Gain)/loss on disposal of property, plant and equipment	(1,092)	(71,964)	642	1,348
Loss on disposal of intangible assets	1,091	1,541	50	1,066
Fair value gain on financial assets at fair value through profit or loss	(64,359)	(197,279)	(49,543)	(49,435)
Fair value loss on a financial liability at fair value through profit or loss	5,600	7,373	10,000	13,000
Dilution gain on interest in an associate	-	(31,374)	-	-
Gain on deemed disposal of subsidiaries	(2,964)	(2,964)	-	-
Gain on disposal of subsidiaries	-	(1,064)	-	(12,844)
Gain on disposal of interest in an associate	-	-	(3,922)	(3,922)
	<u> </u>	<u> </u>	<u> </u>	<u> </u>

4 Finance income and costs

(a) Finance income

	3 months ended December 31, 2020 US\$'000	9 months ended December 31, 2020 US\$'000	3 months ended December 31, 2019 US\$'000	9 months ended December 31, 2019 US\$'000
Interest on bank deposits	7,240	22,797	11,694	31,463
Interest on money market funds	-	1,776	1,675	6,380
	<u>7,240</u>	<u>24,573</u>	<u>13,369</u>	<u>37,843</u>

(b) Finance costs

	3 months ended December 31, 2020 US\$'000	9 months ended December 31, 2020 US\$'000	3 months ended December 31, 2019 US\$'000	9 months ended December 31, 2019 US\$'000
Interest on bank loans and overdrafts	9,704	34,216	20,321	67,933
Interest on convertible bonds	10,017	29,931	9,898	29,618
Interest on notes	42,797	101,590	21,785	68,993
Interest on lease liabilities	4,087	13,138	4,534	12,496
Factoring costs	34,828	105,653	44,202	158,353
Interest on contingent considerations and written put option liabilities	6,830	19,653	6,636	19,900
Others	1,660	4,191	219	1,542
	<u>109,923</u>	<u>308,372</u>	<u>107,595</u>	<u>358,835</u>

5 Taxation

The amount of taxation in the consolidated income statement represents:

	3 months ended December 31, 2020 US\$'000	9 months ended December 31, 2020 US\$'000	3 months ended December 31, 2019 US\$'000	9 months ended December 31, 2019 US\$'000
Current tax				
Hong Kong S.A.R. of China profits tax	38,702	66,404	26,351	57,335
Taxation outside Hong Kong S.A.R. of China	177,519	430,469	128,973	333,332
Deferred tax				
Credit for the period	(56,178)	(130,728)	(70,595)	(191,338)
	<u>160,043</u>	<u>366,145</u>	<u>84,729</u>	<u>199,329</u>

Hong Kong S.A.R. of China profits tax has been provided for at the rate of 16.5% (2019/20: 16.5%) on the estimated assessable profit for the period. Taxation outside Hong Kong S.A.R. of China represents income and irrecoverable withholding taxes of subsidiaries operating in the Chinese Mainland and overseas, calculated at rates applicable in the respective jurisdictions.

6 Earnings per share

(a) Basic

Basic earnings per share is calculated by dividing the profit attributable to equity holders of the Company by the weighted average number of ordinary shares in issue during the period after adjusting shares held by employee share trusts for the purposes of awarding shares to eligible employees under the long term incentive program.

	3 months ended December 31, 2020	9 months ended December 31, 2020	3 months ended December 31, 2019	9 months ended December 31, 2019
Weighted average number of ordinary shares in issue	12,027,956,071	12,019,195,723	12,014,791,614	12,014,791,614
Adjustment for shares held by employee share trusts	(84,672,136)	(100,104,164)	(57,160,242)	(90,663,388)
Weighted average number of ordinary shares in issue for calculation of basic earnings per share	<u>11,943,283,935</u>	<u>11,919,091,559</u>	<u>11,957,631,372</u>	<u>11,924,128,226</u>
	<i>US\$'000</i>	<i>US\$'000</i>	<i>US\$'000</i>	<i>US\$'000</i>
Profit attributable to equity holders of the Company used to determine basic earnings per share	<u>395,063</u>	<u>918,080</u>	<u>258,117</u>	<u>622,538</u>

(b) Diluted

The calculation of the diluted earnings per share is based on the profit attributable to equity holders of the Company, adjusted to reflect the impact from any dilutive potential ordinary shares issued by the Group, as appropriate. The weighted average number of ordinary shares used in the calculation is the weighted average number of ordinary shares in issue during the period, as used in the basic earnings per share calculation, and the weighted average number of ordinary shares assumed to have been issued at no consideration on the deemed exercise or conversion of all dilutive potential ordinary shares into ordinary shares.

The Group has five (2019/20: five) categories of potential ordinary shares, namely long-term incentive awards, bonus warrants, put option written on non-controlling interests, convertible bonds and convertible preferred shares. Long-term incentive awards and convertible bonds were dilutive for the respective three months and nine months ended December 31, 2020 and 2019. Bonus warrants were anti-dilutive for the three months and nine months ended December 31, 2020 and dilutive for the three months and nine months ended December 31, 2019. On November 16, 2020, 26,914,000 units of bonus warrants were exercised, the remaining units were expired during the period. Put option written on non-controlling interests and convertible preferred shares were anti-dilutive for the respective three months and nine months ended December 31, 2020 and 2019.

	3 months ended December 31, 2020	9 months ended December 31, 2020	3 months ended December 31, 2019	9 months ended December 31, 2019
Weighted average number of ordinary shares in issue for calculation of basic earnings per share	11,943,283,935	11,919,091,559	11,957,631,372	11,924,128,226
Adjustment for long-term incentive awards	397,375,752	141,358,495	193,424,497	283,411,890
Adjustment for bonus warrants	-	-	3,886,240	10,646,786
Adjustment for convertible bonds	742,452,665	742,452,665	694,709,646	694,709,646
Weighted average number of ordinary shares in issue for calculation of diluted earnings per share	<u>13,083,112,352</u>	<u>12,802,902,719</u>	<u>12,849,651,755</u>	<u>12,912,896,548</u>
	US\$'000	US\$'000	US\$'000	US\$'000
Profit attributable to equity holders of the Company used to determine basic earnings per share	395,063	918,080	258,117	622,538
Adjustment for interest on convertible bonds, net of tax	8,364	24,992	8,265	24,731
Profit attributable to equity holders of the Company used to determine diluted earnings per share	<u>403,427</u>	<u>943,072</u>	<u>266,382</u>	<u>647,269</u>

7 Inventories

	December 31, 2020 US\$'000	March 31, 2020 US\$'000
Raw materials and work-in-progress	3,594,237	3,571,141
Finished goods	1,855,165	1,020,718
Service parts	336,399	355,055
	<u>5,785,801</u>	<u>4,946,914</u>

8 Ageing analysis

- (a) Customers are generally granted credit term ranging from 0 to 120 days. Ageing analysis of trade receivables of the Group at the balance sheet date, based on invoice date, is as follows:

	December 31, 2020 <i>US\$'000</i>	March 31, 2020 <i>US\$'000</i>
0 – 30 days	6,644,603	4,768,436
31 – 60 days	1,790,732	878,135
61 – 90 days	409,495	192,075
Over 90 days	507,308	519,822
	<hr/>	<hr/>
	9,352,138	6,358,468
Less: loss allowance	(72,746)	(95,456)
	<hr/>	<hr/>
Trade receivables – net	9,279,392	6,263,012
	<hr/> <hr/>	<hr/> <hr/>

- (b) Ageing analysis of trade payables of the Group at the balance sheet date, based on invoice date, is as follows:

	December 31, 2020 <i>US\$'000</i>	March 31, 2020 <i>US\$'000</i>
0 – 30 days	6,428,306	4,793,837
31 – 60 days	2,184,749	1,699,192
61 – 90 days	945,848	596,027
Over 90 days	409,050	420,668
	<hr/>	<hr/>
	9,967,953	7,509,724
	<hr/> <hr/>	<hr/> <hr/>

9 Deposits, prepayments and other receivables

Details of deposits, prepayments and other receivables are as follows:

	December 31, 2020 <i>US\$'000</i>	March 31, 2020 <i>US\$'000</i>
Deposits	14,159	14,502
Other receivables	3,963,083	2,379,850
Prepayments	999,213	1,164,887
	<hr/>	<hr/>
	4,976,455	3,559,239
	<hr/> <hr/>	<hr/> <hr/>

Other receivables mainly comprise amounts due from subcontractors for components sold in the ordinary course of business.

10 Provisions, other payables and accruals

(a) Details of other payables and accruals are as follows:

	December 31, 2020 <i>US\$'000</i>	March 31, 2020 <i>US\$'000</i>
Accruals	3,109,548	2,340,811
Allowance for billing adjustments (i)	2,443,100	1,618,374
Contingent consideration (Note 11(a))	-	117,387
Other payables (ii)	7,122,478	4,857,095
Lease liabilities	100,373	91,976
	12,775,499	9,025,643

Notes:

- (i) Allowance for billing adjustments relates primarily to allowances for future volume discounts, price protection, rebates, and customer sales returns.
- (ii) Majority of other payables are obligations to pay for finished goods that have been acquired in the ordinary course of business from subcontractors.
- (iii) The carrying amounts of other payables and accruals approximate their fair values.

(b) The components of provisions are as follows:

	Warranty <i>US\$'000</i>	Environmental restoration <i>US\$'000</i>	Restructuring <i>US\$'000</i>	Total <i>US\$'000</i>
Year ended March 31, 2020				
At the beginning of the year	976,278	33,297	15,486	1,025,061
Exchange adjustment	(32,815)	626	(91)	(32,280)
Provisions made	824,687	20,126	-	844,813
Amounts utilized	(793,311)	(18,445)	(15,395)	(827,151)
	974,839	35,604	-	1,010,443
Long-term portion classified as non-current liabilities	(258,840)	(32,832)	-	(291,672)
At the end of the year	715,999	2,772	-	718,771
Period ended December 31, 2020				
At the beginning of the period	974,839	35,604	-	1,010,443
Exchange adjustment	55,707	1,692	-	57,399
Provisions made	738,137	12,731	-	750,868
Amounts utilized	(614,097)	(15,488)	-	(629,585)
	1,154,586	34,539	-	1,189,125
Long-term portion classified as non-current liabilities	(274,362)	(30,815)	-	(305,177)
At the end of the period	880,224	3,724	-	883,948

The Group records its warranty liability at the time of sales based on estimated costs. Warranty claims are reasonably predictable based on historical failure rate information. The warranty accrual is reviewed quarterly to verify it properly reflects the outstanding obligation over the warranty period. Certain of these costs are reimbursable from the suppliers in accordance with the terms of relevant arrangements with them.

The Group records its environmental restoration provision at the time of sales based on estimated costs of environmentally-sound disposal of waste electrical and electronic equipment upon return from end-customers and with reference to the historical or projected future return rate. The environmental restoration provision is reviewed at least annually to assess its adequacy to meet the Group's obligation.

Restructuring costs provision mainly comprises lease termination obligations and employee termination payments, arising from a series of restructuring actions to reduce costs and enhance operational efficiency. The Group records its restructuring costs provision when it has a present legal or constructive obligation as a result of restructuring actions.

11 Other non-current liabilities

Details of other non-current liabilities are as follows:

	December 31, 2020 <i>US\$ '000</i>	March 31, 2020 <i>US\$ '000</i>
Deferred consideration (a)	25,072	25,072
Written put option liabilities (b)	874,861	802,273
Lease liabilities	317,983	346,806
Environmental restoration (Note 10(b))	30,815	32,832
Government incentives and grants received in advance (c)	64,322	51,938
Others	88,277	62,375
	1,401,330	1,321,296

- (a) Pursuant to the completion of business combinations, the Group is required to pay in cash to the respective sellers contingent consideration with reference to certain performance indicators as written in the respective agreements with the sellers; and deferred consideration. Accordingly, current and non-current liabilities in respect of the fair value of contingent consideration and present value of deferred consideration have been recognized. The contingent consideration is subsequently re-measured at its fair values as a result of change in the expected performance at each balance sheet date, with any resulting gain or loss recognized in the consolidated income statement. Deferred consideration is subsequently carried at amortized cost.

The contingent consideration to Fujitsu Limited ("Fujitsu") was paid in May 2020 (Note 10(a)). As at December 31, 2020, the potential undiscounted amount of future payment in respect of the deferred consideration that the Group could be required to make to the respective seller under such arrangement is as follows:

Joint venture with NEC Corporation US\$25 million

- (b) (i) Pursuant to the joint venture agreement entered into between the Company and Fujitsu, the Company and Fujitsu are respectively granted call and put options which entitle the Company to purchase from Fujitsu and Development Bank of Japan ("DBJ"), or Fujitsu and DBJ to sell to the Company, the 49% interest in Fujitsu Client Computing Limited and its subsidiary, Shimane Fujitsu Limited (together "FCCL"). Both options will be exercisable following the fifth anniversary of the date of completion. The exercise price for the call and put options will be determined based on the fair value of the 49% interest as of the day of exercising the option. FCCL will pay to its shareholders by way of dividends in their respective shareholding proportion in a range of FCCL's profits available for distribution under applicable law in respect of each financial year during the term of the joint venture agreement, after making transfers to reserves and provisions.

- (ii) During the year ended March 31, 2019, Hefei Zhi Ju Sheng Bao Equity Investment Co., Ltd (“ZJSB”) acquired the 49% interest in a joint venture company (“JV Co”) from Compal Electronics, Inc. The Company and ZJSB respectively own 51% and 49% of the interest in the JV Co. Pursuant to the option agreement entered into between a wholly owned subsidiary of the Group and Hefei Yuan Jia Start-up Investment LLP (“Yuan Jia”), which holds 99.31% interest in ZJSB, the Group and Yuan Jia are respectively granted call and put options which entitle the Group to purchase from Yuan Jia, or Yuan Jia to sell to the Group, the 99.31% interest in ZJSB. The call and put options will be exercisable at any time after August 31, 2022 and August 31, 2021 respectively. The exercise price for the call and put options will be determined in accordance with the joint venture agreement, and up to a maximum of RMB2,300 million (approximately US\$352 million).

The financial liability that may become payable under the put option and dividend requirement is initially recognized at present value of redemption amount within other non-current liabilities with a corresponding charge directly to equity, as a put option written on non-controlling interest.

The put option liability shall be re-measured as a result of the change in the expected performance at each balance sheet date, with any resulting gain or loss recognized in the consolidated income statement. In the event that the put option lapses unexercised, the liability will be derecognized with a corresponding adjustment to equity.

- (c) Government incentives and grants received in advance by certain group companies included in other non-current liabilities are mainly related to research and development projects and construction of property, plant and equipment. These group companies are obliged to fulfill certain conditions under the terms of the government incentives and grants. The government incentives and grants are credited to the consolidated income statement upon fulfillment of those conditions and on a straight line basis over the expected life of the related assets respectively.

12 Borrowings

	December 31, 2020 <i>US\$'000</i>	March 31, 2020 <i>US\$'000</i>
Current liabilities		
Short-term loans (a)	639,086	2,124,562
Notes (b)	-	563,249
Convertible bonds (c)	-	607,169
	<u>639,086</u>	<u>3,294,980</u>
Non-current liabilities		
Long-term loan (a)	2,324	3,079
Notes (b)	3,009,607	1,243,714
Convertible preferred shares (d)	297,024	317,826
Convertible bonds (c)	619,537	-
	<u>3,928,492</u>	<u>1,564,619</u>
	<u>4,567,578</u>	<u>4,859,599</u>

- (a) Majority of the short-term and long-term loans are denominated in United States dollars. As at December 31, 2020, the Group has total revolving and short-term loan facilities of US\$3,020 million (March 31, 2020: US\$2,834 million) which has been utilized to the extent of US\$650 million (March 31, 2020: US\$2,134 million).

(b)	Issue date	Principal amount	Term	Interest rate per annum	Due date	December 31, 2020 US\$'000	March 31, 2020 US\$'000
	June 10, 2015	RMB4 billion	5 years	4.95%	June 2020	-	563,249
	March 16, 2017	US\$337 million / US\$500 million	5 years	3.875%	March 2022	336,555	498,225
	March 29, 2018	US\$687 million / US\$750 million	5 years	4.75%	March 2023	683,638	745,489
	April 24, 2020 and May 12, 2020	US\$1 billion	5 years	5.875%	April 2025	999,150	-
	November 2, 2020	US\$1 billion	10 years	3.421%	November 2030	990,264	-
						3,009,607	1,806,963

On November 3, 2020, approximately US\$163 million in principal amount of the 2022 Notes and approximately US\$63 million in principal amount of the 2023 Notes were purchased by the Company. Approximately US\$337 million in principal amount of the 2022 Notes and approximately US\$687 million in principal amount of the 2023 Notes remain outstanding.

- (c) On January 24, 2019, the Company completed the issuance of 5-Year US\$675 million convertible bonds bearing annual interest at 3.375% due in January 2024 (“the Bonds”) to third party professional investors (“the bondholders”). The proceeds were used to repay previous notes and for general corporate purposes. The bondholders have the right, at any time on or after 41 days after the date of issue up to the 10th day prior to the maturity date, to convert part or all of the outstanding principal amount of the Bonds into ordinary shares of the Company at a conversion price of HK\$7.99 per share, subject to adjustments. The conversion price was adjusted to HK\$7.13 per share effective on November 28, 2020. Assuming full conversion of the Bonds at the adjusted conversion price of HK\$7.13 per share, the Bonds will be convertible into 742,452,665 shares. The Group expects that it will be able to meet its redemption obligations based on the financial position of the Group.

The initial fair value of the liability portion of the bond was determined using a market interest rate for an equivalent non-convertible bond at the issue date. The liability is subsequently recognized on an amortized cost basis until extinguished on conversion or maturity of the bonds. The remainder of the proceeds is allocated to the conversion option and recognized in shareholders’ equity, net of income tax, and not subsequently remeasured.

The outstanding principal amount of the Bonds is repayable by the Company upon the maturity of the Bonds on January 24, 2024, if not previously redeemed, converted or purchased and cancelled. On January 24, 2021, the bondholders will have the right, at the bondholders’ option, to require the Company to redeem part or all of the Bonds on January 24, 2021 at their principal amount. To exercise such right, the bondholders must complete, sign and deposit a duly completed and signed notice of redemption not earlier than 60 days and not later than 30 days prior to January 24, 2021. The outstanding principal amount of the Bonds has been reclassified to non-current liabilities as a result of the lapse of the redemption option.

- (d) On June 21, 2019, the Group completed the issuance of 2,054,791 convertible preferred shares through its wholly owned subsidiary, Lenovo Enterprise Technology Company Limited (“LETCL”).

The convertible preferred shares are convertible to 20% of the enlarged issued ordinary share capital of LETCL on an as-converted and fully-diluted basis. The holders of the convertible preferred shares will be entitled cash dividends of 4% per annum payable semi-annually on the original subscription price until December 31, 2023. Upon the occurrence of certain specified conditions, the holders of convertible preferred shares will have the right to require LETCL to redeem or the Company to purchase all of their convertible preferred shares at the predetermined consideration. Accordingly, the convertible preferred shares are classified as a financial liability.

The aggregated subscription price of convertible preferred shares is approximately US\$300 million. The net proceeds from the issuance were used by LETCL and its subsidiaries towards general corporate funding and capital expenditure of LETCL and its subsidiaries.

The Group expects that it will be able to meet its redemption obligations based on the financial position of the Group.

The exposure of all the borrowings of the Group to interest rate changes and the contractual repricing dates as at December 31, 2020 and March 31, 2020 are as follows:

	December 31, 2020	March 31, 2020
	<i>US\$ '000</i>	<i>US\$ '000</i>
Within 1 year	639,086	3,294,980
Over 1 to 3 years	1,319,541	1,564,619
Over 3 to 5 years	1,618,687	-
Over 5 years	990,264	-
	4,567,578	4,859,599

13 Share capital

	December 31, 2020		March 31, 2020	
	<i>Number of Shares</i>	<i>US\$ '000</i>	<i>Number of shares</i>	<i>US\$ '000</i>
<i>Issued and fully paid:</i>				
Voting ordinary shares:				
At the beginning of the period/year	12,014,791,614	3,185,923	12,014,791,614	3,185,923
Issue of warrant shares	26,914,000	17,990	-	-
At the end of the period/year	12,041,705,614	3,203,913	12,014,791,614	3,185,923

On November 16, 2020, the Company completed the issuance of 26,914,000 warrant shares at exercise price of HK\$5.1445 each.

14 Perpetual securities

In March 2017, the Group issued a total of US\$850 million perpetual securities through its wholly owned subsidiary, Lenovo Perpetual Securities Limited (“the issuer”). The net proceeds amounted to approximately US\$842 million. The securities are perpetual, non-callable in the first 5 years and entitle the holders to receive distributions at a distribution rate of 5.375% per annum in the first 5 years, floating thereafter and with a fixed step up margin, payable semi-annually in arrears, cumulative and compounding. As the perpetual securities do not contain any contractual obligation to pay cash or other financial assets pursuant to the terms and conditions of the issue; in accordance with HKAS 32, they are classified as equity and for accounting purpose regarded as part of non-controlling interests.

In April 2017, the Group issued an additional US\$150 million perpetual securities under the same terms, which are fungible with and form a single series with the aforementioned US\$850 million perpetual securities.

On November 3, 2020, approximately US\$819 million in principal amount of the perpetual securities were purchased and cancelled by the issuer pursuant to a tender offer made by the issuer on October 22, 2020, and the remaining approximately US\$181 million in principal amount of the perpetual securities were redeemed and cancelled on December 10, 2020.

15 Reconciliation of profit before taxation to net cash generated from operations

	9 months ended December 31, 2020 US\$'000	9 months ended December 31, 2019 US\$'000
Profit before taxation	1,393,941	940,409
Share of losses of associates and joint ventures	23,849	11,107
Finance income	(24,573)	(37,843)
Finance costs	308,372	358,835
Depreciation of property, plant and equipment	221,555	205,845
Depreciation of right-of-use assets		
- prepaid lease payments	2,076	2,039
- leasehold land and buildings	69,658	75,128
Amortization of intangible assets	472,148	420,256
Impairment of intangible assets	52,606	-
Share-based compensation	189,119	192,675
(Gain)/loss on disposal of property, plant and equipment	(71,964)	1,348
Loss on disposal of intangible assets	1,541	1,066
Dilution gain on interest in an associate	(31,374)	-
Gain on deemed disposal of subsidiaries	(2,964)	-
Gain on disposal of subsidiaries	(1,064)	(12,844)
Gain on disposal of interest in an associate	-	(3,922)
Fair value change on bonus warrants	(1,138)	(15,869)
Fair value change on financial instruments	23,869	16,252
Fair value change on financial assets at fair value through profit or loss	(197,279)	(49,435)
Fair value change on a financial liability at fair value through profit or loss	7,373	13,000
Dividend income	(1,897)	(6,206)
Increase in inventories	(886,592)	(577,613)
Increase in trade receivables, notes receivable, deposits, prepayments and other receivables	(4,486,404)	(3,142,649)
Increase in trade payables, notes payable, provisions, other payables and accruals	6,975,941	3,967,285
Effect of foreign exchange rate changes	(278,863)	73,904
	<hr/>	<hr/>
Net cash generated from operations	3,757,936	2,432,768

Reconciliation of financing liabilities

This section sets out an analysis of financing liabilities and the movements in financing liabilities for the period/year presented.

	December 31, 2020 US\$'000	March 31, 2020 US\$'000
Financing liabilities		
Short-term loans – current	639,086	2,124,562
Long-term loan – non-current	2,324	3,079
Notes – current	-	563,249
Notes – non-current	3,009,607	1,243,714
Convertible bonds – current	-	607,169
Convertible bonds – non-current	619,537	-
Convertible preferred shares – non-current	297,024	317,826
Lease liabilities – current	100,373	91,976
Lease liabilities – non-current	317,983	346,806
	<hr/>	<hr/>
	4,985,934	5,298,381
	<hr/>	<hr/>
Short-term loans – variable interest rates	630,543	2,123,571
Short-term loan – fixed interest rates	8,543	991
Long-term loan – fixed interest rates	2,324	3,079
Notes – fixed interest rates	3,009,607	1,806,963
Convertible bonds – fixed interest rates	619,537	607,169
Convertible preferred shares – fair value	297,024	317,826
Lease liabilities – fixed interest rates	418,356	438,782
	<hr/>	<hr/>
	4,985,934	5,298,381

	Short-term loans current US\$'000	Long- term loan non- current US\$'000	Notes current US\$'000	Notes non- current US\$'000	Convertible bonds current US\$'000	Convertible bonds non- current US\$'000	Convertible preferred shares non- current US\$'000	Lease liabilities current US\$'000	Lease liabilities non- current US\$'000	Total US\$'000
Financing liabilities as at April 1, 2019	1,166,907	-	786,136	1,836,264	-	590,506	-	-	-	4,379,813
Change in accounting policy	-	-	-	-	-	-	-	77,903	331,441	409,344
Proceeds from borrowings	4,089,791	3,079	-	-	-	-	-	-	-	4,092,870
Repayments of borrowings	(3,135,800)	-	-	-	-	-	-	-	-	(3,135,800)
Repayments of notes	-	-	(786,244)	-	-	-	-	-	-	(786,244)
Transfer	-	-	581,389	(581,389)	602,983	(602,983)	-	91,422	(91,422)	-
Issue of convertible preferred shares	-	-	-	-	-	-	300,000	-	-	300,000
Principal elements of lease payments	-	-	-	-	-	-	-	(130,993)	-	(130,993)
Dividends paid	-	-	-	-	-	-	(6,000)	-	-	(6,000)
Foreign exchange adjustments	-	-	(18,770)	(13,548)	-	-	-	(370)	(863)	(33,551)
Other non-cash movements	3,664	-	738	2,387	4,186	12,477	23,826	54,014	107,650	208,942
Financing liabilities as at March 31, 2020	<u>2,124,562</u>	<u>3,079</u>	<u>563,249</u>	<u>1,243,714</u>	<u>607,169</u>	<u>-</u>	<u>317,826</u>	<u>91,976</u>	<u>346,806</u>	<u>5,298,381</u>
Financing liabilities as at April 1, 2020	<u>2,124,562</u>	<u>3,079</u>	<u>563,249</u>	<u>1,243,714</u>	<u>607,169</u>	<u>-</u>	<u>317,826</u>	<u>91,976</u>	<u>346,806</u>	<u>5,298,381</u>
Proceeds from borrowings	<u>2,813,016</u>	-	-	-	-	-	-	-	-	<u>2,813,016</u>
Repayments of borrowings	<u>(4,298,242)</u>	-	-	-	-	-	-	-	-	<u>(4,298,242)</u>
Repayment of notes	-	-	(565,643)	(225,912)	-	-	-	-	-	(791,555)
Repurchase of convertible preferred shares	-	-	-	-	-	-	(16,575)	-	-	(16,575)
Transfer	755	(755)	-	-	(619,537)	619,537	-	83,394	(83,394)	-
Issue of notes	-	-	-	2,003,500	-	-	-	-	-	2,003,500
Issuing costs of notes	-	-	-	(14,383)	-	-	-	-	-	(14,383)
Principal elements of lease payments	-	-	-	-	-	-	-	(93,533)	-	(93,533)
Acquisition of a subsidiary	1,770	-	-	-	-	-	-	-	-	1,770
Dividends paid	-	-	-	-	-	-	(11,600)	-	-	(11,600)
Foreign exchange adjustments	544	-	2,058	-	-	-	-	7,957	13,594	24,153
Other non-cash movements	(3,319)	-	336	2,688	12,368	-	7,373	10,579	40,977	71,002
Financing liabilities as at December 31, 2020	<u>639,086</u>	<u>2,324</u>	<u>-</u>	<u>3,009,607</u>	<u>-</u>	<u>619,537</u>	<u>297,024</u>	<u>100,373</u>	<u>317,983</u>	<u>4,985,934</u>

PURCHASE, SALE OR REDEMPTION OF THE COMPANY'S LISTED SECURITIES

During the nine months ended December 31, 2020, neither the Company nor any of its subsidiaries purchased, sold or redeemed any of the Company's listed securities, except that the respective trustee of the long-term incentive program and the employee share purchase plan of the Company purchased a total of 247,810,599 shares from the market for award to employees upon vesting. Details of these program and plan are set out in the 2020/21 interim report of the Company.

REVIEW BY AUDIT COMMITTEE

The Audit Committee of the Company has been established since 1999 with the responsibility to assist the Board in providing an independent review of the financial statements, risk management and internal control systems. It acts in accordance with its terms of reference which clearly deal with its membership, authority, duties and frequency of meetings. Currently, the Audit Committee is chaired by an independent non-executive director, Mr. Nicholas C. Allen, and comprises four members including Mr. Nicholas C. Allen and the other three independent non-executive directors, Mr. William Tudor Brown, Mr. Gordon Robert Halyburton Orr and Mr. Woo Chin Wan Raymond.

The Audit Committee of the Company has reviewed the unaudited financial results of the Group for the nine months ended December 31, 2020. It meets regularly with the management, the external auditor and the internal audit personnel to discuss the accounting principles and practices adopted by the Group and internal control and financial reporting matters.

COMPLIANCE WITH CORPORATE GOVERNANCE CODE

None of the directors of the Company is aware of any information that would reasonably indicate that the Company is not, or was not during the nine months ended December 31, 2020, in compliance with the code provisions of the Corporate Governance Code and Corporate Governance Report (the "CG Code") as set out in Appendix 14 to the Rules Governing the Listing of Securities on The Stock Exchange of Hong Kong Limited, with the exception that the roles of the chairman of the Board (the "Chairman") and the chief executive officer of the Company (the "CEO") have not been segregated as required by code provision A.2.1 of the CG Code.

The Board has reviewed the organization human resources planning of the Company and is of the opinion that it is appropriate and in the best interests of the Company at the present stage for Mr. Yang Yuanqing ("Mr. Yang") to continue to hold both the positions as it would help to maintain the continuity of the strategy execution and stability of the operations of the Company. The Board comprising a vast majority of independent non-executive directors meets regularly on a quarterly basis to review the operations of the Company led by Mr. Yang.

The Board also appointed Mr. William O. Grabe as the lead independent director (the "Lead Independent Director") with broad authority and responsibility. Among other responsibilities, the Lead Independent Director serves as Chair of the Nomination and Governance Committee meeting and/or Board meeting whenever the Committee and/or Board is considering (i) the combined roles of Chairman and CEO; and (ii) assessment of the performance of Chairman and/or CEO. The Lead Independent Director also calls and chairs meeting(s) with all independent non-executive directors without management and executive director present at least once a year on such matters as are deemed appropriate. Accordingly, the Board believes that the current Board structure with combined roles of Chairman and CEO, the appointment of Lead Independent Director and a vast majority of independent non-executive directors provide an effective balance on power and authorizations between the Board and the management of the Company.

By Order of the Board
Yang Yuanqing
*Chairman and
Chief Executive Officer*

February 3, 2021

As at the date of this announcement, the executive director is Mr. Yang Yuanqing; the non-executive directors are Mr. Zhu Linan and Mr. Zhao John Huan; and the independent non-executive directors are Mr. Nicholas C. Allen, Mr. William O. Grabe, Mr. William Tudor Brown, Mr. Yang Chih-Yuan Jerry, Mr. Gordon Robert Halyburton Orr, Mr. Woo Chin Wan Raymond and Ms. Yang Lan.

APPENDIX II

REPRODUCTION OF THE PRESS RELEASE DATED 10 FEBRUARY 2021 CONTAINING THE GUARANTOR'S CONSOLIDATED FINANCIAL RESULTS FOR THE FOURTH QUARTER ENDED 31 DECEMBER 2020

The information set out below is a reproduction of the press release dated 10 February 2021 containing the Guarantor's consolidated financial results for the fourth quarter ended 31 December 2020.

RESULTS AT DECEMBER 31ST 2020

Press release

Paris, February 10th 2021

Q4 20: CONFIRMATION OF THE IMPROVEMENT OF THE COMMERCIAL AND FINANCIAL PERFORMANCES

Resilience of revenues in an environment still marked by the crisis (+1.6%* vs. Q3 20, -2.3%* vs. Q4 19)

Continued discipline in cost management (-3.0%^{(1)*} vs. Q4 19) with a positive jaws effect

Cost of risk at 54 basis points resulting from the very good performance of the loan portfolio while including prudent provisioning

Underlying Group net income of EUR 631m (EUR 470m on a reported basis)

2020: RESPONSIBLE MANAGEMENT OF THE CRISIS, RESILIENCE OF THE BUSINESSES AND SOLIDITY OF THE BALANCE SHEET

Ongoing support for customers, exceptional mobilisation of employees

Underlying Group net income of EUR 1.4bn (reported result EUR -258m)

Underlying operating expenses of EUR 16.5bn⁽¹⁾ (-5.2%⁽¹⁾ vs. 2019)

Cost of risk contained at 64 basis points (including EUR 1.4bn of provisioning on performing loans, i.e. 41% of the total)

Disciplined capital management: CET1 ratio at 13.4%⁽²⁾, around 440 basis points above the regulatory requirement)

Payment of a cash dividend calculated in accordance with the maximum authorised by the European Central Bank (ECB) recommendation: EUR 0.55 per share

Share buy-back programme, in Q4 21, for an amount equivalent to the amount assigned to the dividend payment (around EUR 470m, i.e. an impact of around 13 basis points on the Group's CET1 ratio), subject to the non-renewal of the ECB's recommendation and the authorisation for its implementation

2021 PRIORITY: DISCIPLINED EXECUTION OF THE STRATEGIC ROADMAP

First year of preparation of the **merger of the Societe Generale and Crédit du Nord networks**

Finalisation of the repositioning of **Global Markets**

Ramping up of **growth drivers**

Further development of **Corporate Social Responsibility** dynamics

Increased operational efficiency efforts mainly through the **digitalisation of processes**

Frédéric Oudéa, the Group's Chief Executive Officer, commented:

"The Q4 results provide further confirmation of the rebound in our businesses observed in Q3 after a beginning of the year marked by the impacts of the COVID crisis. Confident in the quality of our franchises and our balance sheet, drawing on the exceptional commitment of our teams, in H2 we defined ambitious and value-creating strategic trajectories for our businesses, demonstrating our ability to adapt and transform in a durably more uncertain environment. We are therefore entering 2021 with confidence and determination with, as a priority, the execution of our strategic roadmap. Consistent with our raison d'être, we will continue to support our customers in all the transformations accelerated by this crisis, whether they concern the growing use of digital technologies or increased attention to corporate social responsibility issues."

(1) Underlying data (see methodology note No. 5 for the transition from accounting data to underlying data)

(2) Phased-in ratio ; fully-loaded ratio of 13.2%

The footnote * in this document corresponds to data adjusted for changes in Group Structure and at constant exchange rates

1. GROUP CONSOLIDATED RESULTS

In EURm	Q4 20	Q4 19	Change		2020	2019	Change	
Net banking income	5,838	6,213	-6.0%	-2.3%*	22,113	24,671	-10.4%	-7.6%*
Operating expenses	(4,351)	(4,503)	-3.4%	-0.2%*	(16,714)	(17,727)	-5.7%	-3.4%*
<i>Underlying operating expenses(1)</i>	<i>(4,318)</i>	<i>(4,595)</i>	<i>-6.0%</i>	<i>-3.0%*</i>	<i>(16,504)</i>	<i>(17,411)</i>	<i>-5.2%</i>	<i>-2.8%*</i>
Gross operating income	1,487	1,710	-13.0%	-7.8%*	5,399	6,944	-22.2%	-18.8%*
<i>Underlying gross operating income(1)</i>	<i>1,520</i>	<i>1,618</i>	<i>-6.0%</i>	<i>-0.1%*</i>	<i>5,609</i>	<i>7,260</i>	<i>-22.7%</i>	<i>-19.5%*</i>
Net cost of risk	(689)	(371)	+85.7%	+92.4%*	(3,306)	(1,278)	x 2.6	x 2.7*
<i>Underlying net cost of risk (1)</i>	<i>(669)</i>	<i>(371)</i>	<i>+80.3%</i>	<i>+86.8%*</i>	<i>(3,286)</i>	<i>(1,260)</i>	<i>x 2.6</i>	<i>x 2.7*</i>
Operating income	798	1,339	-40.4%	-36.4%*	2,093	5,666	-63.1%	-61.6%*
<i>Underlying operating income(1)</i>	<i>851</i>	<i>1,247</i>	<i>-31.7%</i>	<i>-26.8%*</i>	<i>2,323</i>	<i>6,000</i>	<i>-61.3%</i>	<i>-59.8%*</i>
Net profits or losses from other assets	(94)	(125)	+24.8%	+24.9%*	(12)	(327)	+96.3%	+96.3%*
<i>Underlying net profits or losses from other assets(1)</i>	<i>7</i>	<i>12</i>	<i>-41.7%</i>	<i>-40.7%*</i>	<i>166</i>	<i>59</i>	<i>x 2.8</i>	<i>X2.8*</i>
Net income from companies accounted for by the equity method	3	(154)	n/s	n/s	3	(129)	n/s	n/s
<i>Underlying net income from companies accounted for by the equity method(1)</i>	<i>3</i>	<i>4</i>	<i>n/s</i>	<i>n/s</i>	<i>3</i>	<i>29</i>	<i>n/s</i>	<i>n/s</i>
Impairment losses on goodwill	0	0	n/s	n/s	(684)	0	n/s	n/s
Income tax	(125)	(230)	-45.7%	-46.9%*	(1,204)	(1,264)	-4.8%	+9.2%*
Reported Group net income	470	654	-28.1%*	-17.6%*	(258)	3,248	n/s	n/s
<i>Underlying Group net income(1)</i>	<i>631</i>	<i>875</i>	<i>-27.9%</i>	<i>-20.3%*</i>	<i>1,435</i>	<i>4,061</i>	<i>-64.7%</i>	<i>-63.9%*</i>
ROE	2.4%	3.7%			-1.7%	5.0%		
ROTE	2.7%	5.0%			-0.4%	6.2%		
<i>Underlying ROTe (1)</i>	<i>4.1%</i>	<i>6.2%</i>			<i>1.7%</i>	<i>7.6%</i>		

(1) Adjusted for exceptional items and linearisation of IFRIC 21

Societe Generale's Board of Directors, which met on February 9th, 2021, under the chairmanship of Lorenzo Bini Smaghi, examined the Societe Generale Group's results for Q4 and approved the results for full-year 2020.

The various restatements enabling the transition from underlying data to published data are presented in the methodology notes (section 10.5).

Net banking income

2020 was impacted by a global health crisis resulting in net banking income for the Group of EUR 22,113 million, down -7.6%* vs. 2019. After a H1 marked by the effects of the health crisis and the dislocation of businesses, the performance of the three business divisions improved significantly in H2, in a still uncertain environment.

Net banking income (excluding PEL/CEL provision) for French Retail Banking was up +2% in H2 2020 vs. H1, with a full-year contraction of -6.1% vs. 2019. The dynamic rebound in H2 was also observed on International Retail Banking & Financial Services' revenues (+2.6%* vs. H1 20); its full-year trend was -2.9%*.

There was also a sharp rebound in Global Banking & Investor Solutions' net banking income in H2 (+17% vs. H1) against the backdrop of the normalisation of market conditions. Revenues were down -12.5% (-11.8%*) in 2020.

Q4 confirmed the improvement in revenues observed in Q3, despite the worsening health crisis in several regions. The three business divisions contributed to the growth in the Group's net banking income which came to EUR 5,838 million, up +1.6%* when adjusted for changes in Group structure and at constant exchange rates vs. Q3 20.

Operating expenses

Underlying operating expenses were substantially lower in 2020 at EUR 16,504 million (-5.2% vs. 2019, -2.8%*), in line with the full-year target.

Operating expenses included a EUR 210 million restructuring charge recognised in Q4 and as a result came to EUR 16,714 million, down -5.7% vs. 2019 (-3.4%*). They included a EUR 316 million restructuring provision in 2019.

All the Group's businesses contributed to this decline: French Retail Banking's costs were down -4.9% vs. 2019, those of International Retail Banking & Financial Services fell by -9.6% in 2020 and those of Global Banking & Investor Solutions by -8.7%.

The Group is committed to a decline in its underlying operating expenses as from 2023 (vs. 2020). Several initiatives, already launched, will contribute to this process with benefits already expected in 2022 (a decline in underlying costs of around EUR 450 million in Global Markets between now and 2022/2023 and around EUR 450 million in French Retail Banking by 2025 - with around 80% already expected to be achieved in 2024 - as well as additional reductions expected in particular following the finalisation of remediation efforts and the industrialisation of processes).

In 2021, the Group intends to continue to strictly manage its costs and is aiming for a positive jaws effect with costs slightly higher.

Underlying operating expenses totalled EUR 4,318 million in Q4 20, down -6.0% vs. Q4 19, after restatement of a restructuring charge of EUR 210 million and an IFRIC 21 adjustment charge of EUR -177 million. Underlying operating expenses were down -3% when adjusted for changes in Group structure and at constant exchange rates, enabling a positive jaws effect.

Cost of risk

The commercial cost of risk amounted to 64 basis points in 2020, representing a net cost of risk of EUR 3,306 million (vs. EUR 1,278 million in 2019). This rise can be attributed primarily to an increase in provisions in respect of performing loans (classified in Stage 1 and Stage 2) for a total amount of EUR 1,367 million, including an impact of EUR 1,010 million related to the review of macro-economic scenarios.

The gross doubtful outstandings ratio remained at low levels throughout the year and amounted to 3.3%⁽¹⁾ at December 31st 2020 (3.1% at December 31st 2019). The Group's gross coverage ratio for doubtful outstandings stood at 52%⁽²⁾ at December 31st 2020 (56% at December 31st 2019).

In Q4, the commercial cost of risk stood at 54 basis points (40 basis points in Q3 20 and 29 basis points in Q4 19). The net cost of risk of EUR 689 million includes provisions related to loans classified in performing (Stage 1 and Stage 2) for a total amount of EUR 367 million.

The total amount of repayment moratoriums, within the meaning of the EBA definition, granted at end-September 2020 was around EUR 35 billion, with around EUR 5 billion still in force at December 31st 2020. Of the total repayment moratoriums granted at 31 December 2020, 2.2% were classified in Stage 3 (credit-impaired loans).

(1) NPL ratio calculated according to the new EBA methodology

(2) Ratio between the amount of provisions on doubtful outstandings and the amount of these same outstandings.

The Group also granted EUR 19 billion of State-guaranteed loans in all geographies o/w EUR 18 billion in France. Net exposure of the Group on State-guaranteed loans in France (“PGE”) is around EUR 2 billion. At 31 December 2020, 2.3% of State-guaranteed loans are classified in Stage 3 (non-performing loans).

The Group expects a lower commercial cost of risk in 2021 than in 2020.

Net profits or losses from other assets

Net profits or losses from other assets totalled EUR -12 million in 2020 and EUR -94 million in Q4 20.

Group net income

In EURm	Q4 20	Q4 19	2020	2019
Reported Group net income	470	654	(258)	3,248
Underlying Group net income(1)	631	875	1,435	4,061

In %	Q4 20	Q4 19	2020	2019
ROTE (reported)	2.7%	5.0%	-0.4%	6.2%
Underlying ROTE ⁽¹⁾	4.1%	6.2%	1.7%	7.6%

Distribution to shareholders

The Board of Directors has decided to propose the payment of a dividend of EUR 0.55 per share in cash to the Ordinary General Meeting of Shareholders on May 18th, 2021, in accordance with the methodology recommended by the European Central Bank (ECB). The dividend will be detached on May 25th, 2021 and paid on May 27th, 2021.

The Group intends to launch a share buy-back programme, in Q4 2021, for an amount equivalent to the amount assigned to the dividend payment (around EUR 470m, i.e. an impact of around 13 basis points on the Group’s CET1 ratio), subject to the non-renewal of the ECB’s recommendation and the authorisation for its implementation. The fully loaded pro forma ratio would be 13% at end-December 2020 (phased-in pro-forma ratio of 13.3%).

Additional information

Societe Generale’s Board of Directors, which met on January 14th, 2021, decided to submit to the May 2024 General Meeting of Shareholders that will approve the financial statements for the 2023 financial year, the appointment of the firms KPMG and PwC as from January 1st, 2024 as statutory auditors for a 6-year term to replace the firms Deloitte and EY, whose terms of office will expire and can no longer be renewed in accordance with legal provisions. This decision follows a tender process managed under the supervision of the audit and internal control committee. The committee interviewed all the candidates and made its choice independently of the management. It presented the possible different choices to the Board of Directors before formulating its proposal.

(1) Underlying data. See methodology note No. 5 for the transition from accounting data to underlying data

2. THE GROUP'S FINANCIAL STRUCTURE

Group **shareholders' equity** totalled EUR 61.7 billion at December 31st, 2020. Net asset value per share was EUR 62.3 and tangible net asset value per share was EUR 54.8.

The **consolidated balance sheet** totalled EUR 1,462 billion at December 31st, 2020. The net amount of customer loan outstandings at December 31st, 2020, including lease financing, was EUR 440 billion (EUR 430 billion at December 31st, 2019) – excluding assets and securities purchased under resale agreements. At the same time, customer deposits amounted to EUR 451 billion, vs. EUR 410 billion at December 31st, 2019 (excluding assets and securities sold under repurchase agreements).

At end-December 2020, the parent company had issued EUR 34.3 billion of medium/long-term debt (including EUR 3.9 billion of pre-financing for the 2021 programme), having an average maturity of 5.4 years and an average spread of 59 basis points (vs. the 6-month midswap, excluding subordinated debt). The subsidiaries had issued EUR 2.9 billion. At December 31st, 2020, the Group had issued a total of EUR 37.2 billion of medium/long-term debt. The LCR (Liquidity Coverage Ratio) was well above regulatory requirements at 149% at end-December 2020 (153% on average for the quarter), vs. 119% at end-December 2019. At the same time, the NSFR (Net Stable Funding Ratio) was over 100% at end December 2020.

The Group's **risk-weighted assets** (RWA) amounted to EUR 352.4 billion at December 31st, 2020 (vs. EUR 345.0 billion at end-December 2019) according to CRR/CRD4 rules. Risk-weighted assets in respect of credit risk represent 81.7% of the total, at EUR 287.9 billion, up 1.9% vs. December 31st, 2019.

At December 31st, 2020, the Group's **Common Equity Tier 1** ratio stood at 13.4% (or around 440 basis points above the regulatory requirement). The CET1 ratio at December 31st, 2020 includes an effect of +28 basis points for phasing of the IFRS 9 impact. Excluding this effect, the fully-loaded ratio amounts to 13.2%. The Tier 1 ratio stood at 15.7%⁽¹⁾ at end-December 2020 (15.1% at end-December 2019) and the total capital ratio amounted to 18.9%⁽¹⁾ (18.3% at end-December 2019).

The Group aims to operate with a CET1 ratio more than 200 basis points above the regulatory requirement, including after the entry into force of the regulation finalising the Basel III reform whose impact is expected to be around EUR 39 billion⁽²⁾ as from 2023, or around 115 basis points⁽³⁾

In 2021, the CET1 ratio is expected to be at a level significantly higher than 200 basis points above the regulatory requirement.

The **leverage ratio** stood at 4.7%⁽¹⁾ at December 31st, 2020 (4.3% at end-December 2019).

With a level of 30.6%⁽¹⁾ of RWA and 9.2%⁽¹⁾ of leveraged exposure at end-December 2020, the Group's TLAC ratio is above the FSB's requirements for 2020. At December 31st, 2020, the Group was also above its MREL requirements of 8.51% of the TLOF⁽⁴⁾ (which, in December 2017, represented a level of 24.4% of RWA), which were used as a reference for the SRB calibration.

The Group is rated by four rating agencies: (i) Fitch Ratings - long-term rating "A-", stable outlook, senior preferred debt rating "A", short-term rating "F1"; (ii) Moody's - long-term rating (senior preferred debt) "A1", stable outlook, short-term rating "P-1"; (iii) R&I - long-term rating (senior preferred debt) "A", stable outlook; and (iv) S&P Global Ratings - long-term rating (senior preferred debt) "A", negative outlook, short-term rating "A-1".

(1) Excluding IFRS 9 phasing

(2) Including the credit risk, FRTB, operational risk and taking into account the main EU-specific assumptions communicated by the EBA in response to the European Commission's consultation paper (published in December 2020) and excluding the output floor which would not be binding before 2027/2028

(3) On a prospective basis in 2023

(4) Total Liabilities and Own Funds

3. FRENCH RETAIL BANKING

<i>In EURm</i>	Q4 20	Q4 19	Change	2020	2019	Change
Net banking income	1,845	1,957	-5.7%	7,315	7,746	-5.6%
<i>Net banking income excl. PEL/CEL</i>	1,870	1,969	-5.0%	7,381	7,863	-6.1%
Operating expenses	(1,443)	(1,491)	-3.2%	(5,418)	(5,700)	-4.9%
Gross operating income	402	466	-13.7%	1,897	2,046	-7.3%
Net cost of risk	(276)	(149)	+85.2%	(1,097)	(467)	X2.3
Operating income	126	317	-60.3%	800	1,579	-49.3%
Reported Group net income	104	230	-54.8%	666	1,131	-41.1%
RONE	3.7%	8.2%		5.8%	10.0%	
<i>Underlying RONE (1)</i>	3.5%	9.3%		6.2%	11.1%	

(1) Adjusted for the linearisation of IFRIC 21 and PEL/CEL provision

After the substantial impact of the lockdown on activity at the beginning of the year, French Retail Banking's commercial performance continued to improve in Q4.

The brands continued to expand their activity in the core businesses

French Retail Banking continued to support the economy, accompanying individual, corporate and professional customers.

In the Corporate and Professional customers segment, the Bank supported its customers in France primarily through granting State Guaranteed Loans (PGE), for which it received more than 98,200 applications for a total disbursed amount of EUR 18 billion.

Life insurance saw its inflow grow by +7.5% vs. Q3 20, with the unit-linked share accounting for 39% of new business in Q4 20. Property/casualty premiums and protection insurance delivered good performances, with premiums up +3.9% vs. 2019. The number of personal protection policies was up +5.3% vs. 2019.

Private Banking's net inflow remained buoyant at EUR 553 million in Q4 20 and EUR 2.5 billion in 2020.

Boursorama consolidated its position as the leading online bank in France, with more than 2.6 million clients at end-December 2020. Client onboarding at Boursorama reached a record level, with around 590,000 new clients in 2020 including around 192,000 in Q4 20. Housing loan production experienced strong growth of +22% vs. Q4 19, with a record level in Q4 20. In addition, the number of stock market orders tripled compared to 2019.

Average investment loan outstandings (including leases), rose 25.0% vs. Q4 19 to EUR 88.9 billion (+2.3% excluding State Guaranteed Loans). Average outstanding loans to individuals were up 2.8% at EUR 123.2 billion, bolstered by housing loans which were up +3.5% vs. Q4 19.

Private Banking's assets under management totalled EUR 70.4 billion at end-December 2020.

Average outstanding balance sheet deposits⁽¹⁾ were 15.1% higher than in Q4 19 at EUR 242.6 billion, still driven by sight deposits (+18.7% vs. Q4 19).

As a result, the average loan/deposit ratio stood at 92% in Q4 20 vs. 96% in Q4 19.

(1) Including BMTN (negotiable medium-term notes)

Net banking income excluding PEL/CEL

2020: revenues (excluding PEL/CEL) totalled EUR 7,381 million, down -6.1% vs. 2019, reflecting the effects of Covid-19 and the low interest rate environment. Net interest income (excluding PEL/CEL) was 3.6%⁽¹⁾ lower and commissions declined by -5.7%⁽¹⁾.

Q4 20: revenues (excluding PEL/CEL) totalled EUR 1,870 million, up +0.7% vs. Q3 20 and down -5.0% vs. Q4 19. Net interest income (excluding PEL/CEL) was 4.2%⁽¹⁾ lower than in Q4 19 against a backdrop of low interest rates and a sharp rise in deposits. However, it picked up compared to Q3 20 (+0.4%⁽¹⁾). Commissions were 3.3%⁽¹⁾ lower than in Q4 19 but picked up compared to Q3 20 (+2.5%⁽¹⁾), with a gradual recovery in financial and service commissions.

Operating expenses

2020: operating expenses were lower at EUR 5,418 million (-4.9% vs. 2019 and -5.5% excluding Boursorama). The cost to income ratio (restated for the PEL/CEL provision) stood at 73.4%.

Q4 20: operating expenses were lower at EUR 1,443 million (-3.2% vs. Q4 19), illustrating the Group's work on costs. The cost to income ratio (after linearisation of the IFRIC 21 charge and restated for the PEL/CEL provision) stood at 78.9%.

Cost of risk

2020: the commercial cost of risk amounted to EUR 1,097 million or 52 basis points, higher than in 2019 (year in which it amounted to EUR 467 million or 24bp), divided between EUR 646 million of S1/S2 provisioning and EUR 451 million of S3 (non-performing loans) provisioning.

Q4 20: the commercial cost of risk amounted to EUR 276 million or 50 basis points. It corresponds to EUR 236 million of S1/S2 (performing/underperforming loans) provisioning and EUR 41 million of S3 (non-performing loans) provisioning.

Contribution to Group net income

2020: the contribution to Group net income totalled EUR 666 million (-41.1% vs. 2019). RONE (restated for the PEL/CEL provision) stood at 6.2% in 2020.

Q4 20: the contribution to Group net income totalled EUR 104 million. RONE (after linearisation of the IFRIC 21 charge and restated for the PEL/CEL provision) stood at 3.5% and excluding Boursorama, French Retail Banking's adjusted RONE stood at 5.0%.

(1) Reallocation of pro forma revenues following a change in accounting treatment in Q4 20

4. INTERNATIONAL RETAIL BANKING & FINANCIAL SERVICES

<i>In EURm</i>	Q4 20	Q4 19	Change		2020	2019	Change	
Net banking income	1,919	2,077	-7.6%	+0.3%*	7,524	8,373	-10.1%	-2.9%*
Operating expenses	(1,018)	(1,141)	-10.8%	-2.4%*	(4,142)	(4,581)	-9.6%	-1.6%*
Gross operating income	901	936	-3.7%	+3.6%*	3,382	3,792	-10.8%	-4.5%*
Net cost of risk	(287)	(158)	+81.6%	+94.1%*	(1,265)	(588)	x 2.2	x 2.3
Operating income	614	778	-21.1%	-15.0%*	2,117	3,204	-33.9%	-29.2%*
Net profits or losses from other assets	6	1	x 6.0	x 7.9	15	3	x 5.0	x 5.5
Reported Group net income	376	463	-18.8%*	-11.7%*	1,304	1,955	-33.3%*	-27.1%*
RONE	14.9%	17.3%			12.4%	17.7%		
<i>Underlying RONE (1)</i>	14.3%	16.8%			12.4%	17.9%		

(1) Adjusted for the linearisation of IFRIC 21 and the restructuring provision of EUR 34 million in 2019 (including EUR 5 million in Q4 19)

In International Retail Banking, there was further confirmation of the rebound observed in H2 on loan and deposit production, despite the new lockdown measures in Q4. Outstanding loans totalled EUR 85.9 billion. They rose +2.5%* vs. end-December 2019 (-2.8% at current structure and exchange rates given, in particular, the disposal of SG Antilles and the currency effect in Russia). Outstanding deposits climbed +8.8%* (+2.0% at current structure and exchange rates) vs. December 2019, to EUR 79.6 billion.

For the Europe scope, outstanding loans were up +2.8%* vs. December 2019 at EUR 54.9 billion (+1.0% at current structure and exchange rates), driven by the Czech Republic (+4.6%*, +1.2%) and to a lesser extent Western Europe (+2.0%). Outstanding deposits were up +8.2%* (+5.3% at current structure and exchange rates), with a healthy momentum in the Czech Republic (+8.9%*, +5.4%).

In Russia, outstanding loans rose +2.7%* at constant exchange rates (-21.5% at current exchange rates) while outstanding deposits climbed +13.7%* (-13.0% at current exchange rates).

In Africa, Mediterranean Basin and French Overseas Territories, outstanding loans rose +1.8%* (or -2.7%) vs. December 2019. Outstanding deposits enjoyed a strong momentum, up +7.9%* (+3.4%).

In the Insurance business, the life insurance savings business saw outstandings increase +0.5%* vs. December 2019. There was confirmation of a recovery in gross life insurance inflow (+43% vs. Q3 20), with the good composition of inflow (46% of unit-linked products in Q4 20). Protection insurance increased +1.6%* vs. 2019 and +5.5%* vs. Q4 19. This growth was driven partially by an 11.0%* increase in property/casualty premiums vs. Q4 19 (+9.9%* vs. 2019) and to a lesser extent by a rise in personal protection premiums (+1.9%* vs. Q4 19, -3.3%* vs. 2019). In France, protection premiums were 8%* higher than in Q4 19.

Financial Services to Corporates delivered a resilient commercial performance. The number of contracts for Operational Vehicle Leasing and Fleet Management was stable vs. end-December 2019, at 1.76 million contracts at end-December 2020. Equipment Finance's outstanding loans were slightly lower (-0.8%*) vs. end-December 2019, at EUR 14.1 billion (excluding factoring).

Net banking income

Revenues amounted to EUR 7,524 million in 2020, down -2.9%* (-10.1%) vs. 2019. Net banking income amounted to EUR 1,919 million in Q4 20, up +0.3%* (-7.6%) vs. Q4 19. The increase of +4.1%* vs. Q3 20 illustrates the recovery in activity.

In **International Retail Banking**, net banking income totalled EUR 4,902 million in 2020, down -3.4%* (-12.3%) vs. 2019, marked in particular by reduced activity due to the lockdowns and a fall in net interest income in the Czech Republic and Romania, in conjunction with the decline in rates.

Net banking income amounted to EUR 1,236 million in Q4 20, down -3.5%* vs. Q4 19, excluding the structure effect and the currency effect (-11.2%). In Europe, revenues were down -5.9%* (-11.7%) impacted primarily by the rates in the Czech Republic and Romania in H1. However, activity remained dynamic in consumer credit, with stable revenues vs. Q4 19. Revenues (-2.5%*, -24.3%) held up well for SG Russia⁽¹⁾ despite the lockdown measures and a decline in rates, with particularly dynamic activity in housing loans (production up +18%* vs. Q4 19). Revenues were up +0.9%* (-3.0%) in Africa, Mediterranean Basin and French Overseas Territories vs. Q4 19, with a confirmed recovery in commissions. Revenues were higher in Sub-Saharan Africa in 2020 (+3%* vs. 2019).

The Insurance business saw net banking income decline by -2.1%* vs. 2019, to EUR 887 million. When adjusted for the contribution to the solidarity fund in France, net banking income was down -0.9%* vs. 2019, illustrating a resilient financial performance. Gross inflow was of good quality in 2020, with the unit-linked share accounting for 44%. Net banking income was up +1.1%* (+0.9%) in Q4 20 vs. Q4 19, at EUR 224 million. The second half of 2020 was marked primarily by a rebound in gross life insurance inflow. Moreover, gross inflow continued to be of good quality, with the unit-linked contracts share accounting for 46% in Q4 20.

Financial Services to Corporates' net banking income was down -2.1%* (-7.3%) in 2020, at EUR 1,735 million. However, in 2020, ALD posted a used car sale result (EUR 201 per unit) above the guidance, while margins were higher in Equipment Finance. Financial Services to Corporates' net banking income came to EUR 459 million in Q4 20, up +11.8%* (-0.9%) vs. Q4 19.

Operating expenses

Operating expenses were down -1.6%* (-9.6%) vs. 2019. When restated for restructuring costs related to the simplification of the head office (EUR 34 million in 2019), the tax on financial assets in Romania (EUR 16 million in 2019) and the contribution to COVID guarantee funds in the Mediterranean Basin (EUR 15 million in 2020), operating expenses were 0.8%* lower than in 2019.

Operating expenses were down -2.4%* (-10.8%) in Q4 20 vs. Q4 19. When restated for the tax in Romania, operating expenses were 0.9%* lower, reflecting control of costs.

The cost to income ratio stood at 55.1% in 2020 and 53.0% in Q4 20.

In **International Retail Banking**, operating expenses were down -1.4%* (-10.8%) vs. 2019 and down -4.3%* (-12.8% at current structure and exchange rates) vs. Q4 19 which included the tax in Romania. For the SG Russia⁽¹⁾ scope, the rationalisation of the network and pooling initiatives helped optimise costs (-8.6%* in Q4 20 vs. Q4 19) and gross operating income (+10.9%* vs. Q4 19). For the Africa, Mediterranean Basin and French Overseas Territories scope, costs were lower (-1.8%* vs. Q4 19).

In the **Insurance business**, operating expenses rose +2.5%* (+2.0%) vs. 2019 to EUR 356 million and were slightly higher +0.5%*, (0.0%) than in Q4 19, in conjunction with efforts to control costs.

In **Financial Services to Corporates**, operating expenses were down -0.3%* (-6.5%) vs. 2019 and were 4.4%* higher than in Q4 19 (-5.7%).

(1) SG Russia encompasses the entities Rosbank, Rusfinance Bank, Societe Generale Insurance, ALD Automotive and their consolidated subsidiaries.

Cost of risk

2020: the cost of risk amounted to 96 basis points (or EUR 1,265 million). It was 43 basis points in 2019. The estimate of expected credit losses in Stage 1 and Stage 2 amounts to EUR 389 million.

Q4 20: the commercial cost of risk amounted to 89 basis points in Q4 20 (or EUR 287 million), vs. 102 basis points in Q3 20, and 46 basis points in Q4 19. The Q4 cost of risk includes EUR 79 million for the estimate of expected credit losses in Stage 1 and Stage 2.

Contribution to Group net income

The contribution to Group net income totalled EUR 1,304 million in 2020 (-27.1%*, -33.3% vs. 2019) and EUR 376 million in Q4 20 (-11.7%*, -18.8% vs. Q4 19).

Underlying RONE stood at the high level of 12.4% in 2020, vs. 17.9% in 2019 and 14.3% in Q4 20 vs. 16.8% in Q4 19 (with RONE of 10.0% in International Retail Banking and 20.0% in financial services and insurance).

5. GLOBAL BANKING & INVESTOR SOLUTIONS

In EURm	Q4 20	Q4 19	Change		2020	2019	Change	
Net banking income	2,072	2,186	-5.2%	-2.7%*	7,613	8,704	-12.5%	-11.8%*
Operating expenses	(1,688)	(1,773)	-4.8%	-2.3%*	(6,713)	(7,352)	-8.7%	-7.9%*
Gross operating income	384	413	-7.0%	-4.5%*	900	1,352	-33.4%	-33.0%*
Net cost of risk	(104)	(66)	+57.6%	+64.5%*	(922)	(206)	x 4.5	x 4.5
Operating income	280	347	-19.3%	-17.3%*	(22)	1,146	n/s	n/s
Reported Group net income	280	291	-3.8%*	-1.6%*	57	958	-94.1%*	-94.0%*
RONE	7.8%	8.3%			0.4%	6.3%		
<i>Underlying RONE (1)</i>	<i>9.0%</i>	<i>6.5%</i>			<i>1.3%</i>	<i>7.4%</i>		

(1) Adjusted for restructuring charges in 2020 (EUR 157m), the restructuring provision in 2019 (EUR 227m) and the linearisation of IFRIC 21

Net banking income

2020: Global Banking & Investor Solutions' revenues were down -12.5% vs. 2019. When restated for the impact of restructuring in Global Markets in 2019 and the revaluation of SIX securities (EUR +66 million), they were down -10.0%.

Q4 20: net banking income was down -5.2% (-2.7%* when adjusted for changes in Group structure and at constant exchange rates) at EUR 2,072 million vs. Q4 19 and rebounded +1.9% (+2.4%*) vs. Q3 20.

In 2020, a strategic review carried out by the Group of its Global Markets business contributed to reducing the risk profile on equity and credit structured products in order to reduce the sensitivity of Global Markets' revenues to market dislocations. A cost reduction plan was also launched in 2020, with the objective of an expected net reduction of around EUR 450 million between now and 2022-2023.

In Global Markets & Investor Services, revenues were down -20.1% (-19.3%*) in 2020 vs. 2019, at EUR 4,164 million, after a H1 impacted by the health crisis. When restated for the impact of restructuring in Global Markets in 2019 and the revaluation of SIX securities, they were down -16.9%*.

Net banking income totalled EUR 1,160 million in Q4 20, down -10.8% (-8.2%*) vs. Q4 19.

The performance of Fixed Income & Currency activities was up +14.9% in 2020 vs. 2019 (+21.3% when restated for the impact of activities discontinued in 2019), with revenues of EUR 2,292 million. They were driven by a healthy commercial momentum and particularly favourable market conditions in H1, in all regions. They normalised in H2 2020.

In Q4 20, Fixed Income & Currency activities were hit by a slowdown in client activity, in rate activities and the compression of short-term financing spreads in financing activities. Credit's good performance failed to offset the overall decline in revenues of -16.2% vs. Q4 19.

Equity activities' net banking income was down -49.0% in 2020 vs. 2019, at EUR 1,275 million, with structured products hard hit by the market dislocation in H1. Losses were mitigated by the increased revenues for listed products and equity flow products. Revenues rebounded in H2, in a normalising market environment. The integration of EMC activities was successfully finalised in Q1 20.

Q4 20 provided further confirmation of the improvement in revenues observed in Q3 20, with net banking income up +11.5% (-6.9% vs. Q4 19) and in particular a gradual recovery in structured products. Flow & hedging activities enjoyed strong volumes over the quarter and the Asia region performed well in all products.

Securities Services' assets under custody amounted to EUR 4,315 billion at end-December 2020, slightly lower (-0.3%) than at end-September 2020. Over the same period, assets under administration were up +4.1% at EUR 638 billion.

Securities Services' revenues totalled EUR 597 million in 2020, down -12.2% (when restated for the revaluation of SIX securities) vs. 2019 (-16.4% on a reported basis). They were down -9.5% in Q4 20 vs. Q4 19, at EUR 153 million.

Financing & Advisory revenues totalled EUR 2,546 million in 2020, up +0.6%* vs. 2019 (stable at current structure and exchange rates), with the strengthening of the franchises and ongoing support for clients during this challenging year. Investment Banking performed particularly well, benefiting from a high level of issues in the debt and equity capital markets and buoyant acquisition financing activity.

Financing & Advisory enjoyed solid net banking income of EUR 681 million in Q4 20, increasing by +9.0%* vs. Q4 19 (+5.9% at current structure and exchange rates) and rebounding by +18.3%* vs. Q3 20. This increase reflects the good performance of asset financing activities, the Asset Backed Products platform and the recovery in Global Transaction and Payment Services. Investment Banking revenues continued to grow in Q4 20.

Asset and Wealth Management's net banking income totalled EUR 903 million in 2020, down -4.6% vs. 2019 (-1.3% when restated for the revaluation of SIX securities). It was 4.9% lower in Q4 20 than in Q4 19.

Lyxor's net banking income amounted to EUR 207 million in 2020, up +3.5% vs. 2019, driven by a high level of performance fees. It rebounded by +20.8% in Q4 20 vs. Q3 20 (+12.3% vs. Q4 19), with growth in the Active Management segment. Lyxor confirmed its leadership position in the Green Bond segment in 2020 and enhanced its ESG ETF offering. Lyxor's assets under management totalled EUR 140 billion at end-December 2020, up +5.9% vs. Q4 19.

Private Banking's performance was lower in 2020 (-2.4%, when restated for the revaluation of SIX securities) vs. 2019, with net banking income of EUR 678 million. Revenues were hit by pressures on interest margins despite stable commercial revenues. Net banking income was 10.5% lower in Q4 20 than in Q4 19.

Assets under management were up +2.0% in Q4 20, at EUR 116 billion. Net inflow totalled EUR 1.7 billion in 2020, driven by France.

Operating expenses

2020: underlying operating expenses (restated for the restructuring provision recognised in Q2 19 for EUR 227 million and the restructuring charge recognised in Q4 20 for EUR 157 million, related to the new EUR 450 million cost savings plan between now and 2022/2023), were substantially lower (-7.2%*) than in 2019. This decline reflects the successful cost savings plan (EUR 500 million) implemented in Global Banking & Investor Solutions in 2018. They were down -7.9%* on a reported basis.

Q4 20: underlying operating expenses were down -9.7%* (-2.3%* on a reported basis) vs. Q4 19, with a positive jaws effect in Q4 20.

Net cost of risk

2020: the cost of risk amounted to 57 basis points (or EUR 922 million) vs. 13 basis points in 2019. It includes EUR 310 million of S1/S2 provisioning and EUR 612 million of S3 (non-performing loans) provisioning.

Q4 20: the commercial cost of risk amounted to 28 basis points (or EUR 104 million), vs. 14 basis points in Q3 20 and 17 basis points in Q4 19. It includes EUR 26 million of S1/S2 (performing/underperforming loans) provisioning and EUR 77 million of S3 (credit-impaired loans) provisioning.

Contribution to Group net income

2020: the underlying contribution to Group net income (after linearisation of IFRIC 21 and adjusted for restructuring charges in 2020 and the restructuring provision in 2019) came to EUR 183 million.

Q4 20: the underlying contribution to Group net income amounted to EUR 320 million, up +46%* vs. Q4 19.

Underlying RONE stood at 1.3% in 2020 vs. 7.4% in 2019 and 9.0% in Q4 20 vs. 6.5% in Q4 19.

6. CORPORATE CENTRE

<i>In EURm</i>	Q4 20	Q4 19	2020	2019
Net banking income	2	(7)	(339)	(152)
Operating expenses	(202)	(98)	(441)	(94)
<i>Underlying operating expenses</i>	(162)	(110)	(388)	(94)
Gross operating income	(200)	(105)	(780)	(246)
<i>Underlying gross operating income</i>	(160)	(117)	(727)	(246)
Net cost of risk	(22)	2	(22)	(17)
Net profits or losses from other assets	(105)	(145)	(185)	(394)
Impairment losses on goodwill	-	-	(684)	-
Net income from companies accounted for by the equity method	(1)	(155)	0	(152)
Reported Group net income	(290)	(330)	(2,285)	(796)

(1) Adjusted for the linearisation of IFRIC 21

The Corporate Centre includes:

- the property management of the Group's head office,
- the Group's equity portfolio,
- the Treasury function for the Group,
- certain costs related to cross-functional projects and certain costs incurred by the Group and not re-invoiced to the businesses.

The Corporate Centre's net banking income totalled EUR 2 million in Q4 20 vs. EUR -7 million in Q4 19 and EUR -339 million in 2020 vs. EUR -152 million in 2019. In 2020, it includes notably the change in fair value of financial instruments corresponding to economic hedges of financial debt but that do not meet IFRS hedge accounting criteria.

Operating expenses totalled EUR -202 million in Q4 20 vs. EUR -98 million in Q4 19. They amounted to EUR -441 million in 2020 vs. EUR -94 million in 2019 (which included an operating tax adjustment for EUR +241 million). In 2020, they include a restructuring charge of EUR 53 million recorded in Q4 20.

Gross operating income totalled EUR -200 million in Q4 20 vs. EUR -105 million in Q4 19 and EUR -780 million in 2020 vs. EUR -246 million in 2019.

Net profits or losses from other assets amounted to EUR -105 million in Q4 20 vs. EUR -145 million in Q4 19 and EUR -185 million in 2020 vs. EUR -394 million in 2019 related to the application of IFRS 5 as part of the implementation of the Group's refocusing plan (in 2020, EUR -101 million in respect of the disposal of SG Finans and EUR -69 million for the finalisation of the disposal of Societe Generale de Banque aux Antilles).

Net income from companies accounted for by the equity method is nil in 2020. In 2019, it included an impairment of EUR -158 million corresponding to the Group's entire minority stake (16.8%) in SG de Banque au Liban.

In 2020, the review of Global Markets & Investor Services' financial trajectory led to the impairment of the associated goodwill for EUR -684 million and deferred tax assets for EUR -650 million.

The Corporate Centre's contribution to Group net income was EUR -290 million in Q4 20 vs. EUR -330 million in Q4 19 and EUR -2,285 million in 2020 vs. EUR -796 million in 2019.

7. OUTLOOK

The Group is aiming for a decline in underlying operating expenses in relation to 2020, as from 2023. In 2021, it will maintain strict discipline and target a positive jaws effect against the backdrop of an improvement in the economic outlook with a slight increase in its costs.

The 2021 cost of risk is expected to be lower than in 2020.

The Group aims to operate with a CET1 ratio more than 200 basis points above the regulatory requirement, including after the entry into force of the regulation finalising the Basel III reform whose impact is expected to be around EUR 39 billion⁽¹⁾ as from 2023, or around 115 basis points⁽²⁾

In 2021, the CET1 ratio is expected to be at a level significantly higher than 200 basis points above the regulatory requirement.

Regarding its distribution policy for the 2021 financial year, the Board of Directors has confirmed the objective defined before the outbreak of the COVID crisis, i.e. a payout ratio of 50% of underlying Group net income⁽³⁾, which may include a share buy-back component (up to 10%)⁽⁴⁾; the dividend component being paid in cash.

Finally, the Group will present its Global Banking & Investor Solutions' strategy to the market on May 10th, 2021 and its focus on CSR in H2.

8. CONCLUSION

The year 2020 will have been marked by a global health crisis, the economic and social (confinements and curfews) consequences have affected the Group's business, particularly in the first half of the year. With a significant improvement in H2 (+11% in H2 20 vs. H1 20), the Group's full-year revenues totalled EUR 22,113 million, down -7.6%* (vs. 2019), confirming the relevance of its diversified business model, the resilience of its franchises and its ability to generate capital.

In this challenging environment, the Group achieved all its financial targets in terms of costs (underlying operating expenses of EUR 16.5 billion), cost of risk (64 basis points, below the target of 70 basis points) and capital (CET1 ratio of 13.4%, i.e. above 12%).

More generally, the Group demonstrated its ability to manage this crisis responsibly throughout the year, by playing its role with its employees, customers and communities.

Moreover, this crisis has proved to be an accelerator of societal trends that the Group had already identified as a priority: Corporate Social Responsibility and digital technology. In 2020, the Group achieved a new milestone in terms of the energy transition by becoming the No. 2 globally in renewable energy financing and No. 1 on the advisory component. Moreover, the Board of Directors has validated a binding objective: the Group's governing bodies will have to include at least 30% women by 2023, ensuring compliance with this objective both in the businesses and the functions. More generally, the Group's extra-financial ratings are among the leaders in the banking sector: highest rating (A1+) assigned by the extra-financial rating agency Vigeo Eiris, position in the first decile of the ISS ESG ranking (C+ Prime), top 14% in the bank MSCI ranking (AA) and first decile of the RobecoSAM ranking with a place of 25th worldwide, after being ranked 1st worldwide on environmental issues in 2019.

In 2021, the Group shall remain fully committed to its priorities (i) its customers (ii) maintaining strict cost discipline, managing the cost of risk and the allocation of capital, (iii) creating value for its shareholders.

(1) Including the credit risk, FRTB, operational risk and taking into account the main EU-specific assumptions communicated by the EBA in response to the European Commission's consultation paper (published in December 2020) and excluding the output floor which would not be binding before 2027/2028

(2) On a prospective basis in 2023

(3) After deducting interest on deeply subordinated notes and undated subordinated notes

(4) Subject to the approval of the General Meeting of Shareholders and regulatory bodies

9. 2021 FINANCIAL CALENDAR

2021 Financial communication calendar

May 6 th , 2021	First quarter 2021 results
May 18 th , 2021	General Meeting
May 25 th , 2021	Dividend detachment
May 27 th , 2021	Dividend payment
August 3 rd , 2021	Second quarter and first half 2021 results
November 4 th , 2021	Third quarter and nine-month 2021 results

The Alternative Performance Measures, notably the notions of net banking income for the pillars, operating expenses, IFRIC 21 adjustment, (commercial) cost of risk in basis points, ROE, ROTE, RONE, net assets, tangible net assets, and the amounts serving as a basis for the different restatements carried out (in particular the transition from published data to underlying data) are presented in the methodology notes, as are the principles for the presentation of prudential ratios.

This document contains forward-looking statements relating to the targets and strategies of the Societe Generale Group.

These forward-looking statements are based on a series of assumptions, both general and specific, in particular the application of accounting principles and methods in accordance with IFRS (International Financial Reporting Standards) as adopted in the European Union, as well as the application of existing prudential regulations.

These forward-looking statements have also been developed from scenarios based on a number of economic assumptions in the context of a given competitive and regulatory environment. The Group may be unable to:

- anticipate all the risks, uncertainties or other factors likely to affect its business and to appraise their potential consequences;

- evaluate the extent to which the occurrence of a risk or a combination of risks could cause actual results to differ materially from those provided in this document and the related presentation.

Therefore, although Societe Generale believes that these statements are based on reasonable assumptions, these forward-looking statements are subject to numerous risks and uncertainties, in particular in the Covid-19 crisis context, including matters not yet known to it or its management or not currently considered material, and there can be no assurance that anticipated events will occur or that the objectives set out will actually be achieved. Important factors that could cause actual results to differ materially from the results anticipated in the forward-looking statements include, among others, overall trends in general economic activity and in Societe Generale's markets in particular, regulatory and prudential changes, and the success of Societe Generale's strategic, operating and financial initiatives.

More detailed information on the potential risks that could affect Societe Generale's financial results can be found in the Universal Registration Document filed with the French Autorité des Marchés Financiers.

Investors are advised to take into account factors of uncertainty and risk likely to impact the operations of the Group when considering the information contained in such forward-looking statements. Other than as required by applicable law, Societe Generale does not undertake any obligation to update or revise any forward-looking information or statements. Unless otherwise specified, the sources for the business rankings and market positions are internal.

10. APPENDIX 1: FINANCIAL DATA

GROUP NET INCOME BY CORE BUSINESS

In EURm	Q4 20	Q4 19	Change	2020	2019	Change
French Retail Banking	104	230	-54.8%	666	1,131	-41.1%
International Retail Banking and Financial Services	376	463	-18.8%	1,304	1,955	-33.3%
Global Banking and Investor Solutions	280	291	-3.8%	57	958	-94.1%
Core Businesses	760	984	-22.8%	2 027	4,044	-49.9%
Corporate Centre	(290)	(330)	+12.1%	(2,285)	(796)	n/s
Group	470	654	-28.1%	(258)	3,248	n/s

CHANGES Q4 20/Q3 20 – NET BANKING INCOME, OPERATING EXPENSES AND GROSS OPERATING INCOME

Net Banking Income (in EURm)	Q4 20	Q3 20	Change	
French Retail Banking	1,845	1,836	+0.5%	+0.5%*
International Retail Banking and Financial Services	1,919	1,891	+1.5%	+4.1%*
Global Banking and Investor Solutions	2,072	2,034	+1.9%	+2.4%*
Corporate Centre	2	48	-95.8%	-95.6%*
Group	5,838	5,809	+0.5%	+1.6%*

Operating Expenses (in EURm)	Q4 20	Q3 20	Change	
French Retail Banking	(1,443)	(1,292)	+11.7%	+11.7%*
International Retail Banking and Financial Services	(1,018)	(999)	+1.9%	+4.1%*
Global Banking and Investor Solutions	(1,688)	(1,478)	+14.2%	+14.7%*
Corporate Centre	(202)	(56)	x3.6	x3.6*
Group	(4,351)	(3,825)	+13.8%	+14.6%*

Gross operating income (in EURm)	Q4 20	Q3 20	Change	
French Retail Banking	402	544	-26.1%	-26.1%*
International Retail Banking and Financial Services	901	892	+1.0%	+4.1%*
Global Banking and Investor Solutions	384	556	-30.9%	-30.3%*
Corporate Centre	(200)	(8)	n/s	n/s*
Group	1,487	1,984	-25.1%	-23.7%*

CONSOLIDATED BALANCE SHEET

	31.12.2020	31.12.2019
Cash, due from central banks	168,179	102,311
Financial assets at fair value through profit or loss	429,458	385,739
Hedging derivatives	20,667	16,837
Financial assets measured at fair value through other comprehensive income	52,060	53,256
Securities at amortised cost	15,635	12,489
Due from banks at amortised cost	53,380	56,366
Customer loans at amortised cost	448,761	450,244
Revaluation differences on portfolios hedged against interest rate risk	378	401
Investment of insurance activities	166,854	164,938
Tax assets	5,001	5,779
Other assets	67,341	68,045
Non-current assets held for sale	6	4,507
Investments accounted for using the equity method	100	112
Tangible and intangible assets*	30,088	30,844
Goodwill	4,044	4,627
Total	1,461,952	1,356,495
	31.12.2020	31.12.2019
Central banks	1,489	4,097
Financial liabilities at fair value through profit or loss	390,247	364,129
Hedging derivatives	12,461	10,212
Debt securities issued	138,957	125,168
Due to banks	135,571	107,929
Customer deposits	456,059	418,612
Revaluation differences on portfolios hedged against interest rate risk	7,696	6,671
Tax liabilities	1,223	1,409
Other liabilities*	84,937	85,254
Non-current liabilities held for sale	-	1,333
Liabilities related to insurance activities contracts	146,126	144,259
Provisions	4,775	4,387
Subordinated debts	15,432	14,465
Total liabilities	1,394,973	1,287,925
SHAREHOLDERS' EQUITY		
Shareholders' equity, Group share		
Issued common stocks and capital reserves	22,333	21,969
Other equity instruments	9,295	9,133
Retained earnings	32,076	29,558
Net income	(258)	3,248
Sub-total	63,446	63,908
Unrealised or deferred capital gains and losses	(1,762)	(381)
Sub-total equity, Group share	61,684	63,527
Non-controlling interests	5,295	5,043
Total equity	66,979	68,570
Total	1,461,952	1,356,495

*The amount has been restated compared with the published financial statements for the year ended 31 December 2019 following the IFRS Interpretations Committee (IFRS IC) decisions on 26 November 2019 related to IFRS 16.

11. APPENDIX 2: METHODOLOGY

1 – The financial information presented in respect of the fourth quarter and 2020 was examined by the Board of Directors on February 9th, 2021 and has been prepared in accordance with IFRS as adopted in the European Union and applicable at that date. This information has not been audited.

2 – Net banking income

The pillars' net banking income is defined on page 43 of Societe Generale's 2020 Universal Registration Document. The terms "Revenues" or "Net Banking Income" are used interchangeably. They provide a normalised measure of each pillar's net banking income taking into account the normative capital mobilised for its activity.

3 – Operating expenses

Operating expenses correspond to the "Operating Expenses" as presented in note 8.1 to the Group's consolidated financial statements as at December 31st, 2019 (pages 423 et seq. of Societe Generale's 2020 Universal Registration Document). The term "costs" is also used to refer to Operating Expenses.

The Cost/Income Ratio is defined on page 43 of Societe Generale's 2020 Universal Registration Document.

4 - IFRIC 21 adjustment

The IFRIC 21 adjustment corrects the result of the charges recognised in the accounts in their entirety when they are due (generating event) so as to recognise only the portion relating to the current quarter, i.e. a quarter of the total. It consists in smoothing the charge recognised accordingly over the financial year in order to provide a more economic idea of the costs actually attributable to the activity over the period analysed.

5 – Exceptional items – Transition from accounting data to underlying data

It may be necessary for the Group to present underlying indicators in order to facilitate the understanding of its actual performance. The transition from published data to underlying data is obtained by restating published data for exceptional items and the IFRIC 21 adjustment.

Moreover, the Group restates the revenues and earnings of the French Retail Banking pillar for **PEL/CEL provision allocations or write-backs**. This adjustment makes it easier to identify the revenues and earnings relating to the pillar's activity, by excluding the volatile component related to commitments specific to regulated savings.

The reconciliation enabling the transition from published accounting data to underlying data is set out in the table below:

Q4 20 (in EURm)	Operating Expenses	Net cost of risk	Net profit or losses from other assets	Impairment losses on goodwill	Income tax	Group net income	Business
Reported	(4,351)	(689)	(94)	0	(125)	470	
(+) IFRIC 21 linearisation	(177)				52	(121)	
(-) Restructuring charges ⁽¹⁾	(210)				63	(147)	<i>o/w GBIS (EUR - 157m), Corporate Center (EUR -53m)</i>
(-) Group refocusing plan*		(20)	(101)		(14)	(135)	<i>Corporate center</i>
Underlying	(4,318)	(669)	7	0	(123)	631	

2020 (in EURm)	Operating Expenses	Net cost of risk	Net profit or losses from other assets	Impairment losses on goodwill	Income tax	Group net income	Business
Reported	(16,714)	(3,306)	(12)	(684)	(1,204)	(258)	
(-) Group refocusing plan*		(20)	(178)		(14)	(212)	<i>Corporate center</i>
(-) Goodwill impairment*				(684)		(684)	<i>Corporate center</i>
(-) DTA impairment*					(650)	(650)	<i>Corporate center</i>
(-) Restructuring charges ⁽¹⁾	(210)				63	(147)	<i>o/w GBIS (EUR - 157m), Corporate Center (EUR -53m)</i>
Underlying	(16,504)	(3,286)	166	0	(603)	1,435	

Q4 19 (in EURm)	Operating Expenses	Net cost of risk	Net profit or losses from other assets	Net income from companies under equity method	Income tax	Group net income	Business
Reported	(4,503)	(371)	(125)	(154)	(230)	654	
(+) IFRIC 21 linearisation	(152)				36	(112)	
(-) Restructuring provision*	(60)				20	(40)	o/w RBDF (EUR - 55m), IBFS (EUR - 5m)
(-) Write-off of Group minority stake in SG de Banque au Liban*				(158)		(158)	Corporate center
(-) Group refocusing plan*			(137)		2	(135)	Corporate center
Underlying	(4,595)	(371)	12	4	(216)	875	

2019 (in EURm)	Operating Expenses	Net cost of risk	Net profit or losses from other assets	Net income from companies under equity method	Income tax	Group net income	Business
Reported	(17,727)	(1,278)	(327)	(129)	(1,264)	3,248	
(-) Restructuring provision*	(316)				83	(233)	o/w RBDF (EUR - 55m), IBFS (EUR - 34m), GBIS (EUR - 227m)
(-) Write-off of Group minority stake in SG de Banque au Liban*				(158)		(158)	Corporate center
(-) Group refocusing plan*		(18)	(386)		(18)	(422)	Corporate center
Underlying	(17,411)	(1,260)	59	29	(1,329)	4,061	

(*) exceptional items

(1) Restructuring charges including restructuring provisions and various restructuring charges

6 - Cost of risk in basis points, coverage ratio for doubtful outstandings

The cost of risk or commercial cost of risk is defined on pages 45 and 574 of Societe Generale's 2020 Universal Registration Document. This indicator makes it possible to assess the level of risk of each of the pillars as a percentage of balance sheet loan commitments, including operating leases.

(In EUR m)		Q4 20	Q4 19	2020	2019
French Retail Banking	Net Cost Of Risk	276	149	1,097	467
	Gross loan Outstandings	222,926	197,813	212,185	194,359
	Cost of Risk in bp	50	30	52	24
International Retail Banking and Financial Services	Net Cost Of Risk	287	158	1,265	588
	Gross loan Outstandings	128,965	137,222	132,082	136,303
	Cost of Risk in bp	89	46	96	43
Global Banking and Investor Solutions	Net Cost Of Risk	104	66	922	206
	Gross loan Outstandings	147,508	157,528	160,918	161,865
	Cost of Risk in bp	28	17	57	13
Corporate Centre	Net Cost Of Risk	22	(2)	22	17
	Gross loan Outstandings	14,044	9,714	11,611	9,403
	Cost of Risk in bp	62	(13)	20	17
Societe Generale Group	Net Cost Of Risk	689	371	3,306	1,278
	Gross loan Outstandings	513,443	502,277	516,797	501,929
	Cost of Risk in bp	54	29	64	25

The **gross coverage ratio for doubtful outstandings** is calculated as the ratio of provisions recognised in respect of the credit risk to gross outstandings identified as in default within the meaning of the regulations, without taking account of any guarantees provided. This coverage ratio measures the maximum residual risk associated with outstandings in default (“doubtful”).

7 - ROE, ROTE, RONE

The notions of ROE (Return on Equity) and ROTE (Return on Tangible Equity), as well as their calculation methodology, are specified on page 45 and 46 of Societe Generale's 2020 Universal Registration Document. This measure makes it possible to assess Societe Generale's return on equity and return on tangible equity. RONE (Return on Normative Equity) determines the return on average normative equity allocated to the Group's businesses, according to the principles presented on page 46 of Societe Generale's 2020 Universal Registration Document.

Group net income used for the ratio numerator is book Group net income adjusted for “interest net of tax payable on deeply subordinated notes and undated subordinated notes, interest paid to holders of deeply subordinated notes and undated subordinated notes, issue premium amortisations” and “unrealised gains/losses booked under shareholders' equity, excluding conversion reserves” (see methodology note No. 9). For ROTE, income is also restated for goodwill impairment.

Details of the corrections made to book equity in order to calculate ROE and ROTE for the period are given in the table below:

ROTE calculation: calculation methodology

End of period	Q4 20	Q4 19	2020	2019
Shareholders' equity Group share	61,684	63,527	61,684	63,527
Deeply subordinated notes	(8,830)	(9,501)	(8,830)	(9,501)
Undated subordinated notes	(264)	(283)	(264)	(283)
Interest net of tax payable to holders of deeply subordinated notes & undated subordinated notes, interest paid to holders of deeply subordinated notes & undated subordinated notes, issue premium amortisations	19	4	19	4
OCI excluding conversion reserves	(942)	(575)	(942)	(575)
Dividend provision	(467)	(1,869)	(467)	(1,869)
ROE equity end-of-period	51,201	51,303	51,201	51,303
Average ROE equity	51,294	51,415	52,088	50,586
Average Goodwill	(3,928)	(4,544)	(4,172)	(4,586)
Average Intangible Assets	(2,477)	(2,327)	(2,432)	(2,243)
Average ROTE equity	44,889	44,544	45,484	43,757
Group net Income (a)	470	654	(258)	3,248
Underlying Group net income (b)	631	875	1,435	4,061
Interest on deeply subordinated notes and undated subordinated notes (c)	(164)	(178)	(611)	(715)
Cancellation of goodwill impairment (d)	0	85	684	200
Ajusted Group net Income (e) = (a)+ (c)+(d)	306	561	(185)	2,733
Ajusted Underlying Group net Income (f)=(b)+(c)	467	697	824	3,346
Average ROTE equity (g)	44,889	44,544	45,484	43,757
ROTE [quarter: (4*e/g), 12M: (e/g)]	2.7%	5.0%	-0.4%	6.2%
Average ROTE equity (underlying) (h)	45,050	44,619	47,177	43,983
Underlying ROTE [quarter: (4*f/h), 12M: (f/h)]	4.1%	6.2%	1.7%	7.6%

RONE calculation: Average capital allocated to Core Businesses (in EURm)

In EURm	Q4 20	Q4 19	Change	2020	2019	Variation
French Retail Banking	11,186	11,165	+0.2%	11,427	11,263	+1.5%
International Retail Banking and Financial Services	10,112	10,675	-5.3%	10,499	11,075	-5.2%
Global Banking and Investor Solutions	14,287	13,943	+2.5%	14,302	15,201	-5.9%
Core Businesses	35,585	35,783	-0.6%	36,228	37,539	-3.5%
Corporate Centre	15,709	15,632	+0.5%	15,860	13,047	+21.6%
Group	51,294	51,415	-0.2%	52,088	50,586	+3.0%

8 - Net assets and tangible net assets

Net assets and tangible net assets are defined in the methodology, page 48 of the Group's 2020 Universal Registration Document. The items used to calculate them are presented below:

End of period	2020	2019	2018
Shareholders' equity Group share	61,684	63,527	61,026
Deeply subordinated notes	(8,830)	(9,501)	(9,330)
Undated subordinated notes	(264)	(283)	(278)
Interest, net of tax, payable to holders of deeply subordinated notes & undated subordinated notes, interest paid to holders of deeply subordinated notes & undated subordinated notes, issue premium amortisations	19	4	(14)
Bookvalue of own shares in trading portfolio	301	375	423
Net Asset Value	52,910	54,122	51,827
Goodwill	(3,928)	(4,510)	(4,860)
Intangible Assets	(2,484)	(2,362)	(2,224)
Net Tangible Asset Value	46,498	47,250	44,743
Number of shares used to calculate NAPS**	848,859	849,665	801,942
Net Asset Value per Share	62.3	63.7	64.6
Net Tangible Asset Value per Share	54.8	55.6	55.8

** The number of shares considered is the number of ordinary shares outstanding as at December 31st, 2020, excluding treasury shares and buybacks, but including the trading shares held by the Group.

In accordance with IAS 33, historical data per share prior to the date of detachment of a preferential subscription right are restated by the adjustment coefficient for the transaction.

9 - Calculation of Earnings Per Share (EPS)

The EPS published by Societe Generale is calculated according to the rules defined by the IAS 33 standard (see page 47 of Societe Generale's 2020 Universal Registration Document). The corrections made to Group net income in order to calculate EPS correspond to the restatements carried out for the calculation of ROE and ROTE. As specified on page 47 of Societe Generale's 2020 Universal Registration Document, the Group also publishes EPS adjusted for the impact of non-economic and exceptional items presented in methodology note No. 5 (underlying EPS).

The calculation of Earnings Per Share is described in the following table:

Average number of shares (thousands)	2020	2019	2018
Existing shares	853,371	834,062	807,918
Deductions			
Shares allocated to cover stock option plans and free shares awarded to staff	2,987	4,011	5,335
Other own shares and treasury shares		149	842
Number of shares used to calculate EPS**	850,385	829,902	801,741
Group net Income	(258)	3,248	4,121
Interest on deeply subordinated notes and undated subordinated notes	(611)	(715)	(719)
Capital gain net of tax on partial buybacks			
Adjusted Group net income	(869)	2,533	3,402
EPS (in EUR)	(1.02)	3.05	4.24
Underlying EPS* (in EUR)	0.97	4.03	5.00

(*) Excluding exceptional items and including linearisation of the IFRIC 21 effect.

(**) The number of shares considered is the number of ordinary shares outstanding as at December 31st, 2020, excluding treasury shares and buybacks, but including the trading shares held by the Group.

10 - The Societe Generale Group's Common Equity Tier 1 capital is calculated in accordance with applicable CRR/CRD4 rules. The fully-loaded solvency ratios are presented pro forma for current earnings, net of dividends, for the current financial year, unless specified otherwise. When there is reference to phased-in ratios, these do not include the earnings for the current financial year, unless specified otherwise. The leverage ratio is calculated according to applicable CRR/CRD4 rules including the provisions of the delegated act of October 2014.

NB (1) The sum of values contained in the tables and analyses may differ slightly from the total reported due to rounding rules.

(2) All the information on the results for the period (notably: press release, downloadable data, presentation slides and supplement) is available on Societe Generale's website www.societegenerale.com in the "Investor" section.

Societe Generale

Societe Generale is one of the leading European financial services groups. Based on a diversified and integrated banking model, the Group combines financial strength and proven expertise in innovation with a strategy of sustainable and responsible growth. Committed to the positive transformations of the world's societies and economies, Societe Generale and its teams seek to build, day after day, together with its clients, a better and sustainable future through responsible and innovative financial solutions.

Active in the real economy for over 150 years, with a solid position in Europe and connected to the rest of the world, Societe Generale has over 138,000 members of staff in 62 countries and supports on a daily basis 29 million individual clients, businesses and institutional investors around the world by offering a wide range of advisory services and tailored financial solutions. The Group is built on three complementary core businesses:

- **French Retail Banking which encompasses the Societe Generale**, Crédit du Nord and Boursorama brands. Each offers a full range of financial services with omnichannel products at the cutting edge of digital innovation;
- **International Retail Banking, Insurance and Financial Services to Corporates**, with networks in Africa, Russia, Central and Eastern Europe, and specialised businesses that are leaders in their markets;
- **Global Banking and Investor Solutions**, which offers recognised expertise, key international locations and integrated solutions.

Societe Generale is included in the principal socially responsible investment indices: DJSI (World and Europe), FTSE4Good (Global and Europe), Euronext Vigeo (World, Europe and Eurozone), four of the STOXX ESG Leaders indices, and the MSCI Low Carbon Leaders Index.

For more information, you can follow us on Twitter [@societegenerale](https://twitter.com/societegenerale) or visit our website www.societegenerale.com

REGISTERED OFFICE OF THE ISSUER

SG Issuer
16, Boulevard Royal
L-2449 Luxembourg
Luxembourg

REGISTERED OFFICE OF THE GUARANTOR

Société Générale
29, boulevard Haussmann
75009 Paris
France

ISSUER'S AUDITORS

Ernst & Young Société Anonyme
35E, avenue John F. Kennedy
L-1855 Luxembourg
Luxembourg

**Ernst & Young et
Autres**
Tour First
TSA 14444
92037 Paris-La
Défense Cedex
France

GUARANTOR'S AUDITORS

Deloitte & Associés
6, place de la Pyramide
92908 Paris-La Défense
Cedex
France

WARRANT AGENT

THE CENTRAL DEPOSITORY (PTE) LIMITED

11 North Buona Vista Drive
#06-07 The Metropolis Tower 2
Singapore 138589

LEGAL ADVISERS TO THE ISSUER

(as to Singapore law)

ALLEN & GLEDHILL LLP
One Marina Boulevard #28-00
Singapore 018989