

Supplemental Listing Document

If you are in any doubt as to any aspect of this document, you should consult your stockbroker or other registered dealer in securities, bank manager, solicitor, accountant or other professional adviser.

Application has been made to the Singapore Exchange Securities Trading Limited (the “**SGX-ST**”) for permission to deal in and for quotation of the Certificates (as defined below). The SGX-ST assumes no responsibility for the correctness of any statements made or opinions or reports expressed in this document, makes no representation as to its accuracy or completeness and expressly disclaims any liability whatsoever for any loss howsoever arising from or in reliance upon the whole or any part of the contents of this document. Admission to the Official List of the SGX-ST is not to be taken as an indication of the merits of SG Issuer, Societe Generale, the Certificates, or the Company (as defined below).

**3,000,000 European Style Cash Settled Long Certificates
relating to the Common Stock of Nvidia Corporation
with a Daily Leverage of 3x**

issued by

SG Issuer

(Incorporated in Luxembourg with limited liability)

unconditionally and irrevocably guaranteed by

Societe Generale

Issue Price: S\$5.00 per Certificate

This document is published for the purpose of obtaining a listing of all the above certificates (the “**Certificates**”) to be issued by SG Issuer (the “**Issuer**”) unconditionally and irrevocably guaranteed by Societe Generale (the “**Guarantor**”), and is supplemental to and should be read in conjunction with a base listing document dated 13 June 2025 including such further base listing documents as may be issued from time to time (the “**Base Listing Document**”) for the purpose of giving information with regard to the Issuer, the Guarantor and the Certificates. Information relating to the Company (as defined below) is contained in this document.

This document does not constitute or form part of any offer, or invitation, to subscribe for or to sell, or solicitation of any offer to subscribe for or to purchase, Certificates or other securities of the Issuer, nor is it calculated to invite, nor does it permit the making of, offers by the public to subscribe for or purchase for cash or other consideration the Certificates or other securities of the Issuer.

Restrictions have been imposed on offers and sales of the Certificates and on distributions of documents relating thereto in Singapore, Hong Kong, the European Economic Area, the United Kingdom and the United States (see “Placing and Sale” contained herein).

The Certificates are complex products. You should exercise caution in relation to them. Investors are warned that the price of the Certificates may fall in value as rapidly as it may rise and holders may sustain a total loss of their investment. The price of the Certificates also depends on the supply and demand for the Certificates in the market and the price at which the Certificates is trading at any time may differ from the underlying valuation of the Certificates because of market inefficiencies. It is not possible to predict the secondary market for the Certificates. Although the Issuer, the Guarantor and/or any of their affiliates may from time to time purchase the Certificates or sell additional Certificates on the market, the Issuer, the Guarantor and/or any of their affiliates are not obliged to do so. Investors should also note that there are leveraged risks because the Certificates integrate a leverage mechanism and the Certificates will amplify the movements in the increase, and in the decrease, of the value of the Underlying Stock (as defined below) and if the investment results in a loss, any such loss will be increased by the leverage factor of the Certificates. As such, investors could lose more than they would if they had invested directly in the Underlying Stock.

The Certificates are classified as capital markets products other than prescribed capital markets products¹ and Specified Investment Products (SIPs)², and may only be sold to retail investors with enhanced safeguards, including an assessment of such investors' investment knowledge or experience.

The Certificates constitute general unsecured obligations of the Issuer (in the case of any substitution of the Issuer in accordance with the Conditions of the Certificates, the Substituted Obligor as defined in the Conditions of the Certificates) and of no other person, and the guarantee dated 13 June 2025 (the "**Guarantee**") and entered into by the Guarantor constitutes direct unconditional unsecured senior preferred obligations of the Guarantor and of no other person, and if you purchase the Certificates, you are relying upon the creditworthiness of the Issuer and the Guarantor and have no rights under the Certificates against any other person.

Application has been made to the SGX-ST for permission to deal in and for quotation of the Certificates and the SGX-ST has agreed in principle to grant permission to deal in and for quotation of the Certificates. It is expected that dealings in the Certificates will commence on or about 9 June 2026.

As of the date hereof, the Guarantor's long term credit rating by S&P Global Ratings is A, and by Moody's Investors Service, Inc. is A1.

The Issuer is regulated by the Luxembourg Commission de Surveillance du Secteur Financier on a consolidated basis and the Guarantor is regulated by, *inter alia*, the Autorité des Marchés Financiers, the Autorité de Contrôle Prudentiel et de Résolution and the European Central Bank.

8 June 2026

¹ As defined in the Securities and Futures (Capital Markets Products) Regulations 2018.

² As defined in the MAS Notice SFA 04-N12: Notice on the Sale of Investment Products and MAS Notice FAA-N16: Notice on Recommendations on Investment Products.

Subject as set out below, the Issuer and the Guarantor accept full responsibility for the accuracy of the information contained in this document and the Base Listing Document in relation to themselves and the Certificates. To the best of the knowledge and belief of the Issuer and the Guarantor (each of which has taken all reasonable care to ensure that such is the case), the information contained in this document and the Base Listing Document for which they accept responsibility (subject as set out below in respect of the information contained herein with regard to the Company) is in accordance with the facts and does not omit anything likely to affect the import of such information. The information with regard to the Company as set out herein is extracted from publicly available information. The Issuer and the Guarantor accept responsibility only for the accurate reproduction of such information. No further or other responsibility or liability in respect of such information is accepted by the Issuer and the Guarantor.

No person has been authorised to give any information or to make any representation other than those contained in this document in connection with the offering of the Certificates, and, if given or made, such information or representations must not be relied upon as having been authorised by the Issuer or the Guarantor. Neither the delivery of this document nor any sale made hereunder shall under any circumstances create any implication that there has been no change in the affairs of the Issuer, the Guarantor or their respective subsidiaries and associates since the date hereof.

This document does not constitute an offer or invitation by or on behalf of the Issuer or the Guarantor to purchase or subscribe for any of the Certificates. The distribution of this document and the offering of the Certificates may, in certain jurisdictions, be restricted by law. The Issuer and the Guarantor require persons into whose possession this document comes to inform themselves of and observe all such restrictions. In particular, the Certificates and the Guarantee have not been and will not be registered under the United States Securities Act of 1933, as amended or any state securities law, and trading in the Certificates has not been approved by the United States Commodity Futures Trading Commission (the “**CFTC**”) under the United States Commodity Exchange Act of 1936, as amended and the Issuer has not been and will not be registered as an investment company under the United States Investment Company Act of 1940, as amended, and the rules and regulations thereunder. None of the Securities and Exchange Commission, any state securities commission or regulatory authority or any other United States, French or other regulatory authority has approved or disapproved of the Certificates or the Guarantee or passed upon the accuracy or adequacy of this document. Accordingly, Certificates, or interests therein, may not at any time be offered, sold, resold, traded, pledged, exercised, redeemed, transferred or delivered, directly or indirectly, in the United States or to, or for the account or benefit of, U.S. persons, nor may any U.S. person at any time trade, own, hold or maintain a position in the Certificates or any interests therein. In addition, in the absence of relief from the CFTC, offers, sales, re-sales, trades, pledges, exercises, redemptions, transfers or deliveries of Certificates, or interests therein, directly or indirectly, in the United States or to, or for the account or benefit of, U.S. persons, may constitute a violation of United States law governing commodities trading and commodity pools. Consequently, any offer, sale, resale, trade, pledge, exercise, redemption, transfer or delivery made, directly or indirectly, within the United States or to, or for the account or benefit of, a U.S. person will not be recognised. A further description of certain restrictions on offering and sale of the Certificates and distribution of this document is given in the section headed “Placing and Sale” contained herein.

The SGX-ST has made no assessment of, nor taken any responsibility for, the financial soundness of the Issuer or the Guarantor or the merits of investing in the Certificates, nor have they verified the accuracy or the truthfulness of statements made or opinions expressed in this document.

The Issuer, the Guarantor and/or any of their affiliates may repurchase Certificates at any time on or after the date of issue and any Certificates so repurchased may be offered from time to time in one or more transactions in the over-the-counter market or otherwise at prevailing market prices or in negotiated transactions, at the discretion of the Issuer, the Guarantor and/or any of their affiliates. Investors should not therefore make any assumption as to the number of Certificates in issue at any time.

References in this document to the “**Conditions**” shall mean references to the Terms and Conditions of the European Style Cash Settled Long/Short Certificates on Single Equities contained in the Base Listing Document. Terms not defined herein shall have the meanings ascribed thereto in the Conditions.

Table of Contents

	<i>Page</i>
Risk Factors	6
Terms and Conditions of the Certificates	17
Terms and Conditions of the European Style Cash Settled Long/Short Certificates on Single Equities	27
Summary of the Issue	43
Information relating to the European Style Cash Settled Long Certificates on Single Equities	45
Information relating to the Company	60
Information relating to the Designated Market Maker	61
Supplemental Information relating to the Issuer	63
Supplemental Information relating to the Guarantor	64
Supplemental General Information	65
Placing and Sale	67
Appendix I	
Appendix II	
Appendix III	

RISK FACTORS

The following are risk factors relating to the Certificates:

- (a) in respect of certain corporate adjustment events on the Underlying Stock, trading in the Certificates may be suspended on the relevant ex-date of the Underlying Stock and trading in the Certificates will resume on the next immediate trading day on the SGX-ST. Please note that trading in the Certificates on the SGX-ST may be suspended for more than one trading day in certain circumstances;
- (b) circuit breakers are automatic mechanisms adopted in the U.S. stock market. Circuit breakers are invoked if the stock markets experience extreme broad-based declines or extreme volatility within a single stock, which are designed to slow the effects of extreme price movement through coordinated trading halts across securities markets in the U.S. stock market when severe price declines reach levels that may exhaust market liquidity.

Circuit breakers implemented by the Relevant Stock Exchange for the Underlying Stock may result in a temporary trading halt of the Underlying Stock on the Relevant Stock Exchange for the Underlying Stock, or under extreme circumstances, closure of the U.S. stock market (including all trading on the Relevant Stock Exchange for the Underlying Stock) before normal close of the trading session in the U.S. stock market.

Investors should be aware of the risk of potential high volatility in the trading prices of the Certificates upon commencement and throughout the trading hours of the SGX-ST on a trading day in Singapore in response to any overnight trigger of circuit breakers resulting in temporary trading halt of the Underlying Stock during the trading day of the Relevant Stock Exchange for the Underlying Stock immediately prior to such Singapore trading day;

- (c) investment in Certificates involves substantial risks including market risk, liquidity risk, and the risk that the Issuer and/or the Guarantor will be unable to satisfy its/their obligations under the Certificates. Investors should ensure that they understand the nature of all these risks before making a decision to invest in the Certificates. You should consider carefully whether Certificates are suitable for you in light of your experience, objectives, financial position and other relevant circumstances. Certificates are not suitable for inexperienced investors;
- (d) the Certificates constitute general unsecured obligations of the Issuer (in the case of any substitution of the Issuer in accordance with the Conditions of the Certificates, the Substituted Obligor as defined in the Conditions of the Certificates) and of no other person, and the Guarantee constitutes direct unconditional unsecured senior preferred obligations of the Guarantor and of no other person. In particular, it should be noted that the Issuer issues a large number of financial instruments, including Certificates, on a global basis and, at any given time, the financial instruments outstanding may be substantial. If you purchase the Certificates, you are relying upon the creditworthiness of the Issuer and the Guarantor and have no rights under the Certificates against any other person;
- (e) since the Certificates relate to the price of the Underlying Stock, certain events relating to the Underlying Stock may cause adverse movements in the value and the price of the Underlying Stock, as a result of which, the Certificate Holders (as defined in the Conditions of the Certificates) may, in extreme circumstances, sustain a significant loss of their investment if the price of the Underlying Stock has fallen sharply;
- (f) in the event that the Company is subject to any sanction by governmental authorities, (i) such sanction may impact general investor interest in the Underlying Stock, which may in turn affect

the liquidity and market price of the Underlying Stock, and (ii) investors should consult their own legal advisers to check whether and to what extent investing in the Certificates will be in violation of applicable laws and regulations;

- (g) in the event that the Company is controlled through weighted voting rights, certain individuals who own shares of a class which is being given more votes per share may have the ability to determine the outcome of most matters, and depending on the action taken by the Company, the market price of the Certificates could be adversely affected;
- (h) due to their nature, the Certificates can be volatile instruments and may be subject to considerable fluctuations in value. The price of the Certificates may fall in value as rapidly as it may rise due to, including but not limited to, variations in the frequency and magnitude of the changes in the price of the Underlying Stock, the time remaining to expiry, the currency exchange rates and the creditworthiness of the Issuer and the Guarantor;
- (i) if, whilst any of the Certificates remain unexercised, trading in the Underlying Stock is suspended or halted on the relevant stock exchange, trading in the Certificates may be suspended for a similar period.

The suspension may be lifted and trading in the Underlying Stock may resume outside or during the trading hours of the SGX-ST. If trading in the Underlying Stock resumes, trading in the Certificates will resume either in accordance with the scheduled trading resumption timing (if any) as specified in the announcement(s) to be published in respect of the resumption of trading in the Underlying Stock. Please note that the price of the Certificates may be highly volatile following the resumption of trading in the Certificates;

- (j) as indicated in the Conditions of the Certificates and herein, a Certificate Holder must tender a specified number of Certificates at any one time in order to exercise. Thus, Certificate Holders with fewer than the specified minimum number of Certificates in a particular series will either have to sell their Certificates or purchase additional Certificates, incurring transactions costs in each case, in order to realise their investment;
- (k) investors should note that in the event of there being a Market Disruption Event (as defined in the Conditions) determination or payment of the Cash Settlement Amount (as defined in the Conditions) may be delayed, all as more fully described in the Conditions;
- (l) certain events relating to the Underlying Stock require or, as the case may be, permit the Issuer to make certain adjustments or amendments to the Conditions. Investors may refer to the Conditions 4 and 6 on pages 32 to 37 and the examples and illustrations of adjustments set out in the "Information relating to the European Style Cash Settled Long Certificates on Single Equities" section of this document for more information;
- (m) the Certificates are only exercisable on the Expiry Date and may not be exercised by Certificate Holders prior to such Expiry Date. Accordingly, if on the Expiry Date the Cash Settlement Amount is zero, a Certificate Holder will lose the value of his investment;
- (n) the total return on an investment in any Certificate may be affected by the Hedging Fee Factor (as defined below), Management Fee (as defined below) and Gap Premium (as defined below);
- (o) investors holding their position beyond market close of the SGX-ST should note that they would be required to bear the annualised cost which consists of the Management Fee and Gap Premium, which are calculated daily and applied to the value of the Certificates, as well as certain costs embedded within the Leverage Strategy (as described below) including the Funding Cost (as defined below) and Rebalancing Cost (as defined below). Due to the difference in trading hours of the SGX-ST and the Relevant Stock Exchange for the Underlying

Stock, unless investors exit their position within the same SGX-ST trading day, they would bear the annualised costs;

- (p) investors should note that there may be an exchange rate risk relating to the Certificates where the Cash Settlement Amount is converted from a foreign currency into Singapore dollars.

Exchange rates between currencies are determined by forces of supply and demand in the foreign exchange markets. These forces are, in turn, affected by factors such as international balances of payments and other economic and financial conditions, government intervention in currency markets and currency trading speculation. Fluctuations in foreign exchange rates, foreign political and economic developments, and the imposition of exchange controls or other foreign governmental laws or restrictions applicable to such investments may affect the foreign currency market price and the exchange rate-adjusted equivalent price of the Certificates. Fluctuations in the exchange rate of any one currency may be offset by fluctuations in the exchange rate of other relevant currencies;

- (q) investors should note that there are leveraged risks because the Certificates integrate a leverage mechanism and the Certificates will amplify the movements in the increase, and in the decrease, of the value of the Underlying Stock and if the investment results in a loss, any such loss will be increased by the leverage factor of the Certificates. As such, investors could lose more than they would if they had invested directly in the Underlying Stock;

- (r) when held for longer than a day, the performance of the Certificates could be more or less than the leverage factor that is embedded within the Certificates. The performance of the Certificates each day is locked in, and any subsequent returns are based on what was achieved the previous trading day. This process, referred to as compounding, may lead to a performance difference from 3 times the performance of the Underlying Stock over a period longer than one day. This difference may be amplified in a volatile market with a sideways trend, where market movements are not clear in direction, whereby investors may sustain substantial losses;

- (s) the Underlying Stock to which the Certificates relate are only quoted during US trading hours. This means that the Air Bag Mechanism (as defined below) can only be triggered when the SGX-ST is not open for trading. There is therefore a specific risk that overnight, investors in the Certificates incur a significant or even entire loss of the amounts invested in the Certificates, without being able to exit their investments in the Certificates;

- (t) investors should note that the Air Bag Mechanism reduces the impact on the Leverage Strategy if the Underlying Stock falls further, but will also maintain a reduced exposure to the Underlying Stock in the event the Underlying Stock starts to rise after the Air Bag Mechanism is triggered, thereby reducing its ability to recoup losses;

- (u) there is no assurance that the Air Bag Mechanism will prevent investors from losing the entire value of their investment, in the event of (i) an overnight fall in the Underlying Stock, where there is an approximately 33% or greater gap between the previous trading day closing price and the opening price of the Underlying Stock the following trading day, as the Air Bag Mechanism will only be triggered when market opens the following trading day or (ii) a sharp intraday fall in the price of the Underlying Stock of approximately 33% or greater within the 15 minutes Observation Period compared to the reference price, being: (1) if air bag has not been previously triggered on the same day, the previous closing price of the Underlying Stock, or (2) if one or more air bag have been previously triggered on the same day, the latest New Observed Price. Investors should note that the Air Bag Mechanism may only be triggered during the trading of the Relevant Stock Exchange for the Underlying Stock. Investors may refer to pages 53 to 54 of this document for more information;

- (v) investors should note that the Certificates are issued over an Underlying Stock which is listed on an exchange with different trading hours from the SGX-ST. There may be a risk arising from the time difference between the trading hours of the Relevant Stock Exchange for the Underlying Stock (based on New York time) and the trading hours of the SGX-ST. As such, (i) the price of the Underlying Stock may not be available during the trading hours of the Certificates on SGX-ST; (ii) Air Bag Mechanism may be triggered during the trading hours of the Relevant Stock Exchange for the Underlying Stock, which would not be during SGX-ST trading hours; (iii) the trigger of an Air Bag Mechanism, when the Certificates are not open for trading, will lead to a different Leverage Strategy Closing Level, i.e. the value of the Certificates subsequently during the SGX-ST trading hours will be based on a different Leverage Strategy Closing Level reference for the purpose of the Leveraged Return calculation compared to a case where no Air Bag Mechanism would have been triggered; and (iv) given the Relevant Stock Exchange for the Underlying Stock is not open for trading during the SGX-ST trading hours, the market price of the Certificates may be affected by the derived spot price of the Underlying Stock on the Related Exchange during SGX-ST trading hours (which may deviate from the published price of the Underlying Stock), consequentially the market price of the Certificates during SGX-ST trading hours may deviate from the published price of the Underlying Stock during the US trading hours on the same day. There is therefore a specific risk that investors in the Certificates may incur a significant or even entire loss of the amounts invested in the Certificates, without being able to exit their investments in the Certificates.

In particular, please note that the trading price of the Underlying Stock may be volatile during a time in which the SGX-ST is not open for trading of the Certificates. Outside the trading hours of the SGX-ST, investors will not be able to sell or trade in the Certificates even if the trading price of the Underlying Stock is highly volatile.

Market news and/or corporate announcements relating to the Underlying Stock (including corporate event announcements or other price sensitive information) may be released outside the trading hours of the Relevant Stock Exchange for the Underlying Stock (based on New York time), but during the trading hours of the SGX-ST (based on Singapore time). The trading price of the Certificates may become highly volatile during the relevant trading hours of the SGX-ST in response to such market/corporate news pending opening of the Underlying Stock. The market and investors may not have sufficient time to digest fully, and/or assess the potential impact of, such corporate news on the Underlying Stock and hence the Certificates.

Investors may refer to pages 53 to 54 of this document for more information;

- (w) certain events may, pursuant to the terms and conditions of the Certificates, trigger (i) the implementation of methods of adjustment or (ii) the early termination of the Certificates. The Certificates may be terminated prior to its Expiry Date for the following reasons which are not exhaustive: Illegality and force majeure, occurrence of a Holding Limit Event (as defined in the Conditions of the Certificates) or Hedging Disruption (as defined in the Conditions of the Certificates). For more detailed examples of when early termination may occur, please refer to the FAQ section under the "Education" tab on the website at dlc.socgen.com.

The Issuer will give the investors reasonable notice of any early termination. If the Issuer terminates the Certificates early, the Issuer will, if and to the extent permitted by applicable law, pay an amount to each Certificate Holder in respect of each Certificate held by such holder equal to the fair market value of the Certificate less the cost to the Issuer of unwinding any underlying related hedging arrangements, all as determined by the Issuer in its sole and absolute discretion. The performance of this commitment shall depend on (i) general market conditions and (ii) the liquidity conditions of the underlying instrument(s) and, as the case may

be, of any other hedging transactions. Investors should note that the amount repaid by the Issuer may be substantially less than the amount initially invested, and at the worst case, be zero. Investors may refer to the Condition 13 on pages 39 to 42 of this document for more information;

- (x) there is no assurance that an active trading market for the Certificates will sustain throughout the life of the Certificates, or if it does sustain, it may be due to market making on the part of the Designated Market Maker. The Issuer acting through its Designated Market Maker may be the only market participant buying and selling the Certificates. Therefore, the secondary market for the Certificates may be limited and you may not be able to realise the value of the Certificates. Do note that the bid-ask spread increases with illiquidity;
- (y) in the ordinary course of their business, including without limitation, in connection with the Issuer or its appointed designated market maker's market making activities, the Issuer, the Guarantor and any of their respective subsidiaries and affiliates may effect transactions for their own account or for the account of their customers and hold long or short positions in the Underlying Stock. In addition, in connection with the offering of any Certificates, the Issuer, the Guarantor and any of their respective subsidiaries and affiliates may enter into one or more hedging transactions with respect to the Underlying Stock. In connection with such hedging or market-making activities or with respect to proprietary or other trading activities by the Issuer, the Guarantor and any of their respective subsidiaries and affiliates, the Issuer, the Guarantor and any of their respective subsidiaries and affiliates may enter into transactions in the Underlying Stock which may affect the market price, liquidity or value of the Certificates and which may affect the interests of Certificate Holders;
- (z) various potential and actual conflicts of interest may arise from the overall activities of the Issuer, the Guarantor and/or any of their subsidiaries and affiliates.

The Issuer, the Guarantor and any of their subsidiaries and affiliates are diversified financial institutions with relationships in countries around the world. These entities engage in a wide range of commercial and investment banking, brokerage, funds management, hedging transactions and investment and other activities for their own account or the account of others. In addition, the Issuer, the Guarantor and any of their subsidiaries and affiliates, in connection with their other business activities, may possess or acquire material information about the Underlying Stock. Such activities and information may involve or otherwise affect issuers of the Underlying Stock in a manner that may cause consequences adverse to the Certificate Holders or otherwise create conflicts of interests in connection with the issue of Certificates by the Issuer. Such actions and conflicts may include, without limitation, the exercise of voting power, the purchase and sale of securities, financial advisory relationships and exercise of creditor rights. The Issuer, the Guarantor and any of their subsidiaries and affiliates have no obligation to disclose such information about the Underlying Stock or such activities. The Issuer, the Guarantor and any of their subsidiaries and affiliates and their officers and directors may engage in any such activities without regard to the issue of Certificates by the Issuer or the effect that such activities may directly or indirectly have on any Certificate;

- (aa) legal considerations which may restrict the possibility of certain investments:

Some investors' investment activities are subject to specific laws and regulations or laws and regulations currently being considered by various authorities. All potential investors must consult their own legal advisers to check whether and to what extent (i) they can legally purchase the Certificates (ii) the Certificates can be used as collateral security for various forms of borrowing (iii) if other restrictions apply to the purchase of Certificates or their use as collateral security. Financial institutions must consult their legal advisers or regulators to

determine the appropriate treatment of the Certificates under any applicable risk-based capital or similar rules;

- (bb) the credit rating of the Guarantor is an assessment of its ability to pay obligations, including those on the Certificates. Consequently, actual or anticipated declines in the credit rating of the Guarantor may affect the market value of the Certificates;
- (cc) the Certificates are linked to the Underlying Stock and subject to the risk that the price of the Underlying Stock may decline. The following is a list of some of the significant risks associated with the Underlying Stock:
 - Historical performance of the Underlying Stock does not give an indication of future performance of the Underlying Stock. It is impossible to predict whether the price of the Underlying Stock will fall or rise over the term of the Certificates; and
 - The price of the Underlying Stock may be affected by the economic, financial and political events in one or more jurisdictions, including the stock exchange(s) or quotation system(s) on which the Underlying Stock may be traded;
- (dd) the value of the Certificates depends on the Leverage Strategy performance built in the Certificate. The Calculation Agent will make the Leverage Strategy last closing level and a calculation tool available to the investors on a website;
- (ee) two or more risk factors may simultaneously have an effect on the value of a Certificate such that the effect of any individual risk factor may not be predicted. No assurance can be given as to the effect any combination of risk factors may have on the value of a Certificate;
- (ff) as the Certificates are represented by a global warrant certificate which will be deposited with The Central Depository (Pte) Limited (“**CDP**”):
 - (i) investors should note that no definitive certificate will be issued in relation to the Certificates;
 - (ii) there will be no register of Certificate Holders and each person who is for the time being shown in the records maintained by CDP as entitled to a particular number of Certificates by way of interest (to the extent of such number) in the global warrant certificate in respect of those Certificates represented thereby shall be treated as the holder of such number of Certificates;
 - (iii) investors will need to rely on any statements received from their brokers/custodians as evidence of their interest in the Certificates; and
 - (iv) notices to such Certificate Holders will be published on the web-site of the SGX-ST. Investors will need to check the web-site of the SGX-ST regularly and/or rely on their brokers/custodians to obtain such notices;
- (gg) U.S. withholding tax

The Issuer has determined that these Certificates substantially replicates the economic performance of one or more U.S. Underlying Equities (and as such, for the purposes of IRS Notice 2024-44, such Certificates are deemed to be “delta-one” Certificates and are therefore Specified Warrants for purposes of the Section 871(m) Regulations as discussed in the accompanying Base Listing Document under “TAXATION—TAXATION IN THE UNITED STATES OF AMERICA—Section 871(m) of the U.S. Internal Revenue Code of 1986”).

Investors are advised that the Issuer’s determination is binding on all Non-U.S. Holders of the Certificates, but it is not binding on the United States Internal Revenue Service (the “IRS”) and

the IRS may therefore disagree with the Issuer's determination. Because the Certificates are treated as Specified Warrants for purposes of the Section 871(m) Regulations, U.S. withholding tax under the Section 871(m) Regulations generally should apply to any dividend equivalents paid or deemed paid under the Certificates. In withholding this tax, the Issuer will apply the general tax rate of 30% to the payments subject to withholding under the Section 871(m) Regulations without regard to any applicable treaty rate. Therefore, in such cases, an investor's individual tax situation will not be taken into account.

Potential investors are advised to consider the discussion in the accompanying Base Listing Document under "TAXATION—TAXATION IN THE UNITED STATES OF AMERICA—Section 871(m) of the U.S. Internal Revenue Code of 1986" and "TAXATION—TAXATION IN THE UNITED STATES OF AMERICA—Foreign Account Tax Compliance Act Withholding" and to consult their own tax adviser on the tax impacts of the acquisition, holding, disposal and redemption of the Certificates. The requirement to pay such taxes may reduce the effective yield on the Certificates and may also have an adverse impact on their value;

- (hh) risks arising from the taxation of securities

Tax law and practice are subject to change, possibly with retroactive effect. This may have a negative impact on the value of the Certificates and/or the market price of the Certificates. For example, the specific tax assessment of the Certificates may change compared to its assessment at the time of purchase of the Certificates. This is especially true with regard to derivative Certificates and their tax treatment. Holders of Certificates therefore bear the risk that they may misjudge the taxation of the income from the purchase of the Certificates. However, there is also the possibility that the taxation of the income from the purchase of the Certificates will change to the detriment of the holders.

Holders of the Certificates bear the risk that the specific tax assessment of the Certificates will change. This can have a negative impact on the value of the Certificates and the investor may incur a corresponding loss. The stronger this negative effect, the greater the loss may be; and

- (ii) risk factors relating to the BRRD

French and Luxembourg law and European legislation regarding the resolution of financial institutions may require the write-down or conversion to equity of the Certificates or other resolution measures if the Issuer or the Guarantor is deemed to meet the conditions for resolution.

Directive 2014/59/EU of the European Parliament and of the Council of the European Union dated 15 May 2014 establishing a framework for the recovery and resolution of credit institutions and investment firms (the "BRRD") entered into force on 2 July 2014. The BRRD, as amended, has been implemented into Luxembourg law by, among others, the Luxembourg act dated 18 December 2015 on the failure of credit institutions and certain investment firms, as amended (the "**BRR Act 2015**"). Under the BRR Act 2015, the competent authority is the Luxembourg financial sector supervisory authority (*Commission de surveillance du secteur financier*, the CSSF) and the resolution authority is the CSSF acting as resolution council (*conseil de résolution*).

In April 2023, the EU Commission released a proposal to amend, in particular, the BRRD according to which senior preferred debt instruments would no longer rank pari passu with any non covered non preferred deposits of the Issuer; instead, senior preferred debt instruments would rank junior in right of payment to the claims of all depositors.

This proposal is still subject to further discussions and as a result its precise legal application date is unknown. As such, there may be an increased risk of an investor in senior preferred debt instruments losing all or some of their investment in the context of the exercise of the Bail-in Power.

Moreover, Regulation (EU) No. 806/2014 of the European Parliament and of the Council of 15 July 2014 establishing uniform rules and a uniform procedure for the resolution of credit institutions and certain investment firms in the framework of a Single Resolution Mechanism (“**SRM**”) and a Single Resolution Framework (the “**SRM Regulation**”) has established a centralised power of resolution entrusted to a Single Resolution Board (the “**SRB**”) in cooperation with the national resolution authorities.

Since November 2014, the European Central Bank (“**ECB**”) has taken over the prudential supervision of significant credit institutions in the member states of the Eurozone under the Single Supervisory Mechanism (“**SSM**”). In addition, the SRM has been put in place to ensure that the resolution of credit institutions and certain investment firms across the Eurozone is harmonised. As mentioned above, the SRM is managed by the SRB. Under Article 5(1) of the SRM Regulation, the SRM has been granted those responsibilities and powers granted to the EU Member States’ resolution authorities under the BRRD for those credit institutions and certain investment firms subject to direct supervision by the ECB. The ability of the SRB to exercise these powers came into force at the beginning of 2016.

Societe Generale has been, and continues to be, designated as a significant supervised entity for the purposes of Article 49(1) of Regulation (EU) No 468/2014 of the ECB of 16 April 2014 establishing the framework for cooperation within the SSM between the ECB and national competent authorities and with national designated authorities (the “**SSM Regulation**”) and is consequently subject to the direct supervision of the ECB in the context of the SSM. This means that Societe Generale and SG Issuer (being covered by the consolidated prudential supervision of Societe Generale) are also subject to the SRM which came into force in 2015. The SRM Regulation mirrors the BRRD and, to a large part, refers to the BRRD so that the SRB is able to apply the same powers that would otherwise be available to the relevant national resolution authority.

The stated aim of the BRRD and the SRM Regulation is to provide for the establishment of an EU-wide framework for the recovery and resolution of credit institutions and certain investment firms. The regime provided for by the BRRD is, among other things, stated to be needed to provide the resolution authority designated by each EU Member State (the “**Resolution Authority**”) with a credible set of tools to intervene sufficiently early and quickly in an unsound or failing institution so as to ensure the continuity of the institution’s critical financial and economic functions while minimising the impact of an institution’s failure on the economy and financial system (including taxpayers’ exposure to losses).

In accordance with the provisions of the SRM Regulation, when applicable, the SRB, has replaced the national resolution authorities designated under the BRRD with respect to all aspects relating to the decision-making process and the national resolution authorities designated under the BRRD continue to carry out activities relating to the implementation of resolution schemes adopted by the SRB. The provisions relating to the cooperation between the SRB and the national resolution authorities for the preparation of the institutions’ resolution plans have applied since 1 January 2015 and the SRM has been fully operational since 1 January 2016.

The SRB is the Resolution Authority for the Issuer and the Guarantor.

The powers provided to the Resolution Authority in the BRRD and the SRM Regulation include write-down/conversion powers to ensure that capital instruments (including subordinated debt instruments) and eligible liabilities (including senior debt instruments if junior instruments prove insufficient to absorb all losses) absorb losses of the issuing institution that is subject to resolution in accordance with a set order of priority (the “**Bail-in Power**”). The conditions for resolution under the SRM Regulation are deemed to be met when: (i) the Resolution Authority determines that the institution is failing or is likely to fail, (ii) there is no reasonable prospect that any measure other than a resolution measure would prevent the failure within a reasonable timeframe, and (iii) a resolution measure is necessary for the achievement of the resolution objectives (in particular, ensuring the continuity of critical functions, avoiding a significant adverse effect on the financial system, protecting public funds by minimizing reliance on extraordinary public financial support, and protecting client funds and assets) and winding up of the institution under normal insolvency proceedings would not meet those resolution objectives to the same extent.

The Resolution Authority could also, independently of a resolution measure or in combination with a resolution measure, fully or partially write-down or convert capital instruments (including subordinated debt instruments) into equity when it determines that the institution or its group will no longer be viable unless such write-down or conversion power is exercised or when the institution requires extraordinary public financial support (except when extraordinary public financial support is provided in Article 10 of the SRM Regulation). The terms and conditions of the Certificates contain provisions giving effect to the Bail-in Power in the context of resolution and write-down or conversion of capital instruments at the point of non-viability.

The Bail-in Power could result in the full (i.e., to zero) or partial write-down or conversion of the Certificates into ordinary shares or other instruments of ownership, or the variation of the terms of the Certificates (for example, the maturity and/or interest payable may be altered and/or a temporary suspension of payments may be ordered). Extraordinary public financial support should only be used as a last resort after having assessed and applied, to the maximum extent practicable, the resolution measures. No support will be available until a minimum amount of contribution to loss absorption and recapitalization of 8% of total liabilities including own funds has been made by shareholders, holders of capital instruments and other eligible liabilities through write-down, conversion or otherwise.

In addition to the Bail-in Power, the BRRD and the SRM Regulation provide the Resolution Authority with broader powers to implement other resolution measures with respect to institutions that meet the conditions for resolution, which may include (without limitation) the sale of the institution’s business, the creation of a bridge institution, the separation of assets, the replacement or substitution of the institution as obligor in respect of debt instruments, modifications to the terms of debt instruments (including altering the maturity and/or the amount of interest payable and/or imposing a temporary suspension on payments), removing management, appointing an interim administrator, and discontinuing the listing and admission to trading of financial instruments.

Before taking a resolution measure, including implementing the Bail-in Power, or exercising the power to write down or convert relevant capital instruments, the Resolution Authority must ensure that a fair, prudent and realistic valuation of the assets and liabilities of the institution is carried out by a person independent from any public authority.

The BRRD, the BRR Act 2015 and the SRM Regulation however also state that, under exceptional circumstances, if the bail-in instrument is applied, the SRB, in cooperation with the CSSF, may completely or partially exclude certain liabilities from the application of the impairment or conversion powers under certain conditions.

Since 1 January 2016, EU credit institutions (such as Societe Generale) and certain investment firms have to meet, at all times, a minimum requirement for own funds and eligible liabilities ("**MREL**") pursuant to Article 12 of the SRM Regulation. The MREL, which is expressed as a percentage of the total liabilities and own funds of the institution, aims at preventing institutions from structuring their liabilities in a manner that impedes the effectiveness of the Bail-in Power in order to facilitate resolution.

The regime has evolved as a result of the changes adopted by the EU legislators. On 7 June 2019, as part of the contemplated amendments to the so-called "EU Banking Package", the following legislative texts were published in the Official Journal of the EU 14 May 2019:

- Directive (EU) 2019/879 of the European Parliament and of the Council of 20 May 2019 amending the BRRD as regards the loss-absorbing and recapitalisation capacity of credit institutions and investment firms ("**BRRD II**"); and
- Regulation (EU) 2019/877 of the European Parliament and of the Council of 20 May 2019 amending the SRM Regulation as regards the loss-absorbing and recapitalisation capacity ("**TLAC**") of credit institutions and investment firms (the "**SRM II Regulation**" and, together with the BRRD II, the "**EU Banking Package Reforms**").

The EU Banking Package Reforms introduced, among other things, the TLAC standard as implemented by the Financial Stability Board's TLAC Term Sheet ("**FSB TLAC Term Sheet**"), by adapting, among other things, the existing regime relating to the specific MREL with the aim of reducing risks in the banking sector and further reinforcing institutions' ability to withstand potential shocks will strengthen the banking union and reduce risks in the financial system.

The TLAC has been implemented in accordance with the FSB TLAC Term Sheet, which imposes a level of "Minimum TLAC" that will be determined individually for each global systemically important bank ("**G-SIB**"), such as Societe Generale, in an amount at least equal to (i) 16%, plus applicable buffers, of risk weight assets since January 1, 2022 and 18%, plus applicable buffers, thereafter and (ii) 6% of the Basel III leverage ratio denominator since January 1, 2022 and 6.75% thereafter (each of which could be extended by additional firm-specific requirements).

Regulation (EU) No 575/2013 of the European Parliament and of the Council of 26 June 2013 on prudential requirements for credit institutions and investment firms (the "**CRR**"), as amended notably by Regulation (EU) 2019/876 as regards the leverage ratio, the net stable funding ratio, requirements for own funds and eligible liabilities, counterparty credit risk, market risk, exposures to central counterparties, exposures to collective investment undertakings, large exposures, reporting and disclosure requirements (the "**CRR II**") and Regulation (EU) 2022/2036 of the European Parliament and of the Council of 19 October 2022 amending Regulation (EU) No 575/2013 and Directive 2014/59/EU as regards the prudential treatment of global systemically important institutions with a multiple-point-of-entry resolution strategy and methods for the indirect subscription of instruments eligible for meeting the minimum requirement for own funds and eligible liabilities, EU G-SIBs, such as Societe Generale, have to comply with TLAC requirements, on top of the MREL requirements, since the entry into force of the CRR II. As such, G-SIBs, such as Societe Generale have to comply with both the TLAC and MREL requirements.

Consequently, the criteria for MREL-eligible liabilities have been closely aligned with the criteria for TLAC-eligible liabilities under CRR II, but subject to the complementary adjustments and requirements introduced in the BRRD II. In particular, certain debt instruments with an embedded derivative component, such as certain structured notes, will be eligible, subject to certain conditions, to meet MREL requirements to the extent that they have a fixed or increasing principal amount repayable at maturity that is known in advance with only an additional return permitted to be linked to that derivative component and dependent on the performance of a reference asset.

The level of capital and eligible liabilities required under MREL is set by the SRB for Societe Generale on an individual and/or consolidated basis based on certain criteria including systemic importance and may also be set for SG Issuer. Eligible liabilities may be senior or subordinated, provided, among other requirements, that they have a remaining term of at least one year and, they recognise contractually the Resolution Authority's power to write down or convert the liabilities governed by non-EU law.

The scope of liabilities used to meet MREL includes, in principle, all liabilities resulting from claims arising from ordinary unsecured creditors (non-subordinated liabilities) unless they do not meet specific eligibility criteria set out in BRRD, as amended notably by BRRD II. To enhance the resolvability of institutions and entities through an effective use of the bail-in tool, the SRB should be able to require that MREL be met with own funds and other subordinated liabilities, in particular where there are clear indications that bailed-in creditors are likely to bear losses in resolution that would exceed the losses that they would incur under normal insolvency proceedings. Moreover the SRB should assess the need to require institutions and entities to meet the MREL with own funds and other subordinated liabilities where the amount of liabilities excluded from the application of the bail-in tool reaches a certain threshold within a class of liabilities that includes MREL-eligible liabilities. Any subordination of debt instruments requested by the SRB for the MREL shall be without prejudice to the possibility to partly meet the TLAC requirements with non-subordinated debt instruments in accordance with the CRR, as amended by the CRR II, as permitted by the TLAC standard. Specific requirements apply to resolution groups with assets above EUR 100 billion (top-tier banks, including Societe Generale).

TERMS AND CONDITIONS OF THE CERTIFICATES

The following are the terms and conditions of the Certificates and should be read in conjunction with, and are qualified by reference to, the other information set out in this document and the Base Listing Document.

The Conditions are set out in the section headed “Terms and Conditions of the European Style Cash Settled Long/Short Certificates on Single Equities” in the Base Listing Document. For the purposes of the Conditions, the following terms shall have the following meanings:

Certificates:	3,000,000 European Style Cash Settled Long Certificates relating to the Common Stock of Nvidia Corporation (the “ Underlying Stock ”)
ISIN:	LU2079542259
Company:	Nvidia Corporation (RIC: NVDA.OQ)
Underlying Price and Source:	The closing price of the Underlying Stock on 8 June 2026 (Reuters)
Calculation Agent:	Societe Generale
Strike Level:	Zero
Daily Leverage:	3x (within the Leverage Strategy as described below)
Notional Amount per Certificate:	SGD 5.00
Management Fee (p.a.) ³ :	0.40%
Gap Premium (p.a.) ⁴ :	13.50%, is a hedging cost against extreme market movements beyond US market close on the same trading day.
Funding Cost ⁵ :	The annualised costs of funding, referencing a publicly published base rate plus spread.
Rebalancing Cost ⁵ :	The transaction costs (if applicable), computed as a function of leverage and daily performance of the Underlying Stock.
Launch Date:	2 June 2026
Closing Date:	8 June 2026
Expected Listing Date:	9 June 2026
Last Trading Date:	The date falling 5 Business Days immediately preceding the Expiry Date, currently being 16 November 2028

³ Please note that the Management Fee is calculated on a 360-day basis and may be increased up to a maximum of 3% p.a. on giving one month’s notice to investors. Any increase in the Management Fee will be announced on the SGXNET. Please refer to “Fees and Charges” below for further details of the fees and charges payable and the maximum of such fees as well as other ongoing expenses that may be borne by the Certificates.

⁴ Please note that the Gap Premium is calculated on a 360-day basis.

⁵ These costs are embedded within the Leverage Strategy.

Expiry Date:	The Business Day immediately following the Valuation Date, currently being 23 November 2028
Board Lot:	100 Certificates
Valuation Date:	22 November 2028 or if such day is not an Underlying Stock Business Day, the immediately following Underlying Stock Business Day and subject to the Market Disruption Event provisions.
Settlement Date:	No later than five Settlement Business Days following the Expiry Date, currently being 30 November 2028.
Exercise:	The Certificates may only be exercised on the Expiry Date or if the Expiry Date is not a Business Day, the immediately preceding Business Day, in a Board Lot or integral multiples thereof. Certificate Holders shall not be required to deliver an exercise notice. Exercise of Certificates shall be determined by whether the Cash Settlement Amount (less any Exercise Expenses) is positive. If the Cash Settlement Amount (less any Exercise Expenses) is positive, all Certificates shall be deemed to have been automatically exercised at 10:00 a.m. (Singapore time) on the Expiry Date or if the Expiry Date is not a Business Day, the immediately preceding Business Day. The Cash Settlement Amount less the Exercise Expenses in respect of the Certificates shall be paid in the manner set out in Condition 4(c) of the Conditions. In the event the Cash Settlement Amount (less any Exercise Expenses) is zero, all Certificates shall be deemed to have expired at 10:00 a.m. (Singapore time) on the Expiry Date or if the Expiry Date is not a Business Day, the immediately preceding Business Day, and Certificate Holders shall not be entitled to receive any payment from the Issuer in respect of the Certificates.
Cash Settlement Amount:	In respect of each Certificate, shall be an amount payable in the Settlement Currency equal to: Closing Level multiplied by the Notional Amount per Certificate Please refer to the “Information relating to the European Style Cash Settled Long Certificates on Single Equities” section on pages 45 to 59 of this document for examples and illustrations of the calculation of the Cash Settlement Amount.
Hedging Fee Factor:	In respect of each Certificate, shall be an amount calculated as: Product (for t from 2 to Valuation Date) of $(1 - \text{Management Fee} \times (\text{ACT}(t-1;t) \div 360)) \times (1 - \text{Gap Premium}(t-1) \times (\text{ACT}(t-1;t) \div 360))$ Where: “t” refers to “ Observation Date ” which means each Underlying Stock Business Day (subject to Market Disruption Event) from (and including) the Underlying Stock Business Day immediately preceding the Expected Listing Date to the Valuation Date; and

ACT (t-1;t) means the number of calendar days between the Underlying Stock Business Day immediately preceding the Observation Date (such Underlying Stock Business Day being noted “t-1”) (included) and the Observation Date “t” (excluded).

If the Issuer determines, in its sole discretion, that on any Observation Date a Market Disruption Event has occurred, then that Observation Date shall be postponed until the first succeeding Underlying Stock Business Day on which there is no Market Disruption Event, unless there is a Market Disruption Event on each of the five Underlying Stock Business Days immediately following the original date that, but for the Market Disruption Event, would have been an Observation Date. In that case, that fifth Underlying Stock Business Day shall be deemed to be the Observation Date notwithstanding the Market Disruption Event and the Issuer shall determine, its good faith estimate of the level of the Leverage Strategy and the value of the Certificate on that fifth Underlying Stock Business Day in accordance with the formula for and method of calculation last in effect prior to the occurrence of the first Market Disruption Event taking into account, inter alia, the exchange traded or quoted price of the Underlying Stock and the potential increased cost of hedging by the Issuer as a result of the occurrence of the Market Disruption Event.

Please refer to the “Information relating to the European Style Cash Settled Long Certificates on Single Equities” section on pages 45 to 59 of this document for examples and illustrations of the calculation of the Hedging Fee Factor.

Closing Level: In respect of each Certificate, shall be an amount payable in the Settlement Currency equal to:

$$\left(\frac{\text{Final Reference Level} \times \text{Final Exchange Rate}}{\text{Initial Reference Level} \times \text{Initial Exchange Rate}} - \text{Strike Level} \right) \times \text{Hedging Fee Factor}$$

Initial Reference Level: 1,000

Final Reference Level: The closing level of the Leverage Strategy (as described below) on the Valuation Date

The calculation of the closing level of the Leverage Strategy is set out in the “Specific Definitions relating to the Leverage Strategy” section on pages 22 to 26 below.

Initial Exchange Rate: 1.2898

Final Exchange Rate: The rate for the conversion of United States Dollar to Singapore Dollar as at 5:00pm (Singapore Time) on the Valuation Date as shown on Reuters, provided that if the Reuters service ceases to display such information, as determined by the Issuer by reference to such source(s) as the Issuer may reasonably determine to be appropriate at such a time.

Air Bag Mechanism: The “Air Bag Mechanism” refers to the mechanism built in the Leverage Strategy and which is designed to reduce the Leverage Strategy exposure to the Underlying Stock during extreme market conditions. If the Underlying Stock falls by 20% or more (“**Air Bag Trigger Price**”) during the trading day of the Relevant Stock Exchange for the Underlying Stock (which represents an approximately 60% loss after a 3 times leverage), the Air Bag Mechanism is triggered and the Leverage Strategy is adjusted intra-day during the trading hours of the Relevant Stock Exchange for the Underlying Stock. The Air Bag Mechanism reduces the impact on the Leverage Strategy if the Underlying Stock falls further, but will also maintain a reduced exposure to the Underlying Stock in the event the Underlying Stock starts to rise after the Air Bag Mechanism is triggered, thereby reducing its ability to recoup losses.

The Leverage Strategy is floored at 0 and the Certificates cannot be valued below zero.

Please refer to the “Extraordinary Strategy Adjustment for Performance Reasons (“Air Bag Mechanism”)” section on pages 25 to 26 below and the “Description of Air Bag Mechanism” section on pages 51 to 52 of this document for further information of the Air Bag Mechanism.

Adjustments and Extraordinary Events: The Issuer has the right to make adjustments to the terms of the Certificates if certain events, including any capitalisation issue, rights issue, extraordinary distributions, merger, delisting, insolvency (as more specifically set out in the terms and conditions of the Certificates) occur in respect of the Underlying Stock. For the avoidance of doubt, no notice will be given if the Issuer determines that adjustments will not be made.

Underlying Stock Currency: United States Dollar (“**USD**”)

Settlement Currency: Singapore Dollar (“**SGD**”)

Exercise Expenses: Certificate Holders will be required to pay all charges which are incurred in respect of the exercise of the Certificates.

Relevant Stock Exchange for the Certificates: The Singapore Exchange Securities Trading Limited (“**SGX-ST**”)

Relevant Stock Exchange for the Underlying Stock: NASDAQ

Related Exchange: Each exchange or quotation system, or alternative trading system, where trading has a material effect (as determined by the Calculation Agent) on the overall market for the Underlying Stock when the Relevant Stock Exchange for the Underlying Stock is not open for trading

Underlying Stock Business Day, Business Day or Settlement Business Day: An “**Underlying Stock Business Day**” means a day on which NASDAQ is open for dealings in the United States during its normal trading hours and banks are open for business in the United States.

A “**Business Day**” or a “**Settlement Business Day**” is a day on which the SGX-ST is open for dealings in Singapore during its normal trading hours and banks are open for business in Singapore.

Warrant Agent: The Central Depository (Pte) Limited (“**CDP**”)

Clearing System: CDP

Fees and Charges: Normal transaction and brokerage fees shall apply to the trading of the Certificates on the SGX-ST. Investors should note that they may be required to pay stamp taxes or other documentary charges in accordance with the laws and practices of the country where the Certificates are transferred. Investors who are in any doubt as to their tax position should consult their own independent tax advisers. In addition, investors should be aware that tax regulations and their application by the relevant taxation authorities change from time to time. Accordingly, it is not possible to predict the precise tax treatment which will apply at any given time.

Investors holding position beyond market close of the SGX-ST would also be required to bear the Management Fee and Gap Premium, which are calculated daily and applied to the value of the Certificates, as well as certain costs embedded within the Leverage Strategy including the Funding Cost and Rebalancing Cost. The Management Fee may be increased up to a maximum of 3% p.a. on giving one month’s notice to investors in accordance with the terms and conditions of the Certificates. Any increase in the Management Fee will be announced on the SGXNET. Due to the difference in trading hours of the SGX-ST and the Relevant Stock Exchange for the Underlying Stock, unless investors exit their position within the same SGX-ST trading day, they would bear such annualised costs.

Further Information: Please refer to the website at dlc.socgen.com for more information on the theoretical closing price of the Certificates on the previous trading day, the closing price of the Underlying Stock on the previous trading day, the Air Bag Trigger Price for each trading day and the Management Fee and Gap Premium.

Specific Definitions relating to the Leverage Strategy

Description of the Leverage Strategy

The Leverage Strategy is designed to track a 3 times daily leveraged exposure to the Underlying Stock.

At the end of each trading day of the Underlying Stock, the exposure of the Leverage Strategy to the Underlying Stock is reset within the Leverage Strategy in order to retain a daily leverage of 3 times the performance of the Underlying Stock (excluding costs) regardless of the performance of the Underlying Stock on the preceding day. This mechanism is referred to as the Daily Reset.

The Leverage Strategy incorporates an air bag mechanism which is designed to reduce exposure to the Underlying Stock during extreme market conditions, as further described below.

Leverage Strategy Formula

LSL_t	means, for any Observation Date(t), the Leverage Strategy Closing Level as of such day (t). Subject to the occurrence of an Intraday Restrike Event, the Leverage Strategy Closing Level as of such Observation Date(t) is calculated in accordance with the following formulae: On Observation Date(1): $LSL_1 = 1000$ On each subsequent Observation Date(t): $LSL_t = \text{Max}[LSL_{t-1} \times (1 + LR_{t-1,t} - FC_{t-1,t} - RC_{t-1,t}), 0]$
LR_{t-1,t}	means the Leveraged Return of the Underlying Stock between Observation Date(t-1) and Observation Date(t) closing prices, calculated as follows: $LR_{t-1,t} = \text{Leverage} \times \left(\frac{S_t}{S_{t-1} \times Rfactor_t} - 1 \right)$
FC_{t-1,t}	means, the Funding Cost between Observation Date(t-1) (included) and Observation Date(t) (excluded) calculated as follows: $FC_{t-1,t} = (\text{Leverage} - 1) \times \frac{\text{Rate}_{t-1} \times \text{ACT}(t-1, t)}{\text{DayCountBasisRate}}$
RC_{t-1,t}	means the Rebalancing Cost of the Leverage Strategy on Observation Date (t), calculated as follows: $RC_{t-1,t} = \text{Leverage} \times (\text{Leverage} - 1) \times \left(\left \frac{S_t}{S_{t-1} \times Rfactor_t} - 1 \right \right) \times \text{TC}$
TC	means the Transaction Costs applicable (including brokerage fees and any other applicable taxes, levies and costs which may be levied on the stock transactions on the Relevant Stock Exchange for the Underlying Stock by the applicable regulatory authorities from time to time) that are currently equal to: 0.20%
Leverage	3

S_t	means, in respect of each Observation Date(t), the Closing Price of the Underlying Stock as of such Observation Date(t), subject to the adjustments and provisions of the Conditions.
Rate_t	means, in respect of each Observation Date(t), a rate calculated as of such day in accordance with the following formula: $\text{Rate}_t = \text{CashRate}_t + \% \text{SpreadLevel}_t$
Rfactor_t	means, in the event Observation Date (t) is an ex-dividend date of the Underlying Stock, an amount determined by the Calculation Agent, subject to the adjustments and provisions of the Conditions, according to the following formula: $\text{Rfactor}_t = 1 - \frac{\text{Div}_t}{\text{S}_{t-1}}$ where <i>Div_t</i> is the dividend to be paid out in respect of the Underlying Stock and the relevant ex-dividend date which shall be considered net of any applicable withholding taxes.
CashRate_t	means, in respect of each Observation Date(t), the US SOFR Secured Overnight Financing Rate, as published on Bloomberg Screen SOFRRATE Index page or any successor page, being the rate as of such Observation Date (t), provided that if any of such rates is not available, then that rate shall be determined by reference to the latest available rate that was published on the relevant Bloomberg page.
%SpreadLevel_t	1%, subject to change by the Issuer on giving 10 Business Days' notice to investors via SGXNet.
ACT(t-1,t)	ACT (t-1;t) means the number of calendar days between the Underlying Stock Business Day immediately preceding the Observation Date (such Underlying Stock Business Day being noted "t-1") (included) and the Observation Date "t" (excluded).
DayCountBasisRate	365
Benchmark Fallback	upon the occurrence or likely occurrence, as determined by the Calculation Agent, of a Reference Rate Event, the Calculation Agent may make adjustments as it may determine appropriate to account for the relevant event or circumstance, including but not limited to using any alternative rates from such date, with or without retroactive effect as the Calculation Agent may in its sole and absolute discretion determine.
Reference Rate Event	means, in respect of the Reference Rate any of the following has occurred or will occur: (i) a Reference Rate Cessation; (ii) an Administrator/Benchmark Event; or

	<p>(iii) a Reference Rate is, with respect to over-the-counter derivatives transactions which reference such Reference Rate, the subject of any market-wide development formally agreed upon by the International Swaps and Derivative Association (ISDA) or the Asia Securities Industry & Financial Markets Association (ASIFMA), pursuant to which such Reference Rate is, on a specified date, replaced with a risk-free rate (or near risk-free rate) established in order to comply with the recommendations in the Financial Stability Board's paper titled "Reforming Major Interest Rate Benchmarks" dated 22 July 2014.</p>
Reference Rate Cessation	<p>means, for a Reference Rate, the occurrence of one or more of the following events:</p> <p>(i) a public statement or publication of information by or on behalf of the administrator of the Reference Rate announcing that it has ceased or will cease to provide the Reference Rate permanently or indefinitely, provided that, at the time of the statement or publication, there is no successor administrator that will continue to provide the Reference Rate;</p> <p>(ii) a public statement or publication of information by the regulatory supervisor for the administrator of the Reference Rate, the central bank for the currency of the Reference Rate, an insolvency official with jurisdiction over the administrator for the Reference Rate, a resolution authority with jurisdiction over the administrator for the Reference Rate or a court or an entity with similar insolvency or resolution authority over the administrator for the Reference Rate, which states that the administrator of the Reference Rate has ceased or will cease to provide the Reference Rate permanently or indefinitely, provided that, at the time of the statement or publication, there is no successor administrator that will continue to provide the Reference Rate; or</p> <p>(iii) in respect of a Reference Rate, a public statement or publication of information by the regulatory supervisor for the administrator of such Reference Rate announcing that (a) the regulatory supervisor has determined that such Reference Rate is no longer, or as of a specified future date will no longer be, representative of the underlying market and economic reality that such Reference Rate is intended to measure and that representativeness will not be restored and (b) it is being made in the awareness that the statement or publication will engage certain contractual triggers for fallbacks activated by pre-cessation announcements by such supervisor (howsoever described) in contracts;</p>
Administrator/ Benchmark Event	<p>means, for a Reference Rate, any authorisation, registration, recognition, endorsement, equivalence decision, approval or inclusion in any official register in respect of the Reference Rate or the administrator or sponsor of the Benchmark has not been, or will not be, obtained or has been, or will be, rejected, refused, suspended or withdrawn by the relevant competent authority or other relevant official body, in each case with the effect that either the Issuer, the Calculation Agent or any other entity is not, or will not be, permitted under any applicable law or regulation to use the Reference Rate to perform its or their respective obligations under the Certificates.</p>
Reference Rate(s)	<p>means the rate(s) used in the Leverage Strategy Formula, for example SORA, SOFR and US Federal Funds Effective Rate.</p>

Extraordinary Strategy Adjustment for Performance Reasons (“Air Bag Mechanism”)

Extraordinary Strategy Adjustment for Performance Reasons If the Calculation Agent determines that an Intraday Restrike Event has occurred during an Observation Date(t) (the **Intraday Restrike Date**, noted hereafter **IRD**), an adjustment (an **Extraordinary Strategy Adjustment for Performance Reasons**) shall take place during such Observation Date(t) in accordance with the following provisions.

(1) Provided the last Intraday Restrike Observation Period as of such Intraday Restrike Date does not end on the TimeReferenceClosing, the Leverage Strategy Closing Level on the Intraday Restrike Date (LSL_{IRD}) should be computed as follows:

$$LSL_{IRD} = \text{Max}[ILSL_{IR(n)} \times (1 + ILR_{IR(n),IR(C)} - IRC_{IR(n),IR(C)}), 0]$$

(2) If the last Intraday Restrike Event Observation Period on the relevant Intraday Restrike Date ends on the TimeReferenceClosing:

$$LSL_{IRD} = \text{Max}[ILSL_{IR(n)}, 0]$$

$ILSL_{IR(k)}$ means, in respect of IR(k), the Intraday Leverage Strategy Level in accordance with the following provisions:

(1) for k = 1:

$$ILSL_{IR(1)} = \text{Max}[LSL_{IRD-1} \times (1 + ILR_{IR(0),IR(1)} - FC_{IRD-1,IRD} - IRC_{IR(0),IR(1)}), 0]$$

(2) for k > 1:

$$ILSL_{IR(k)} = \text{Max}[ILSL_{IR(k-1)} \times (1 + ILR_{IR(k-1),IR(k)} - IRC_{IR(k-1),IR(k)}), 0]$$

$ILR_{IR(k-1),IR(k)}$ means the Intraday Leveraged Return between IR(k-1) and IR(k), calculated as follows:

$$ILR_{IR(k-1),IR(k)} = \text{Leverage} \times \left(\frac{IS_{IR(k)}}{IS_{IR(k-1)}} - 1 \right)$$

$IRC_{IR(k-1),IR(k)}$ means the Intraday Rebalancing Cost of the Leverage Strategy in respect of IR(k) on a given Intraday Restrike Date, calculated as follows:

$$IRC_{IR(k-1),IR(k)} = \text{Leverage} \times (\text{Leverage} - 1) \times \left(\left| \frac{IS_{IR(k)}}{IS_{IR(k-1)}} - 1 \right| \right) \times TC$$

$IS_{IR(k)}$ means the Underlying Stock Price in respect of IR(k) computed as follows:

(1) for k=0

$$IS_{IR(0)} = S_{IRD-1} \times R_{factor_{IRD}}$$

(2) for k=1 to n

means in respect of IR(k), the lowest price of the Underlying Stock during the respective Intraday Restrike Observation Period

(3) with respect to IR(C)

$$IS_{IR(C)} = S_{IRD}$$

In each case, subject to the adjustments and provisions of the Conditions.

IR(k)	<p>For k=0, means the scheduled close for the Relevant Stock Exchange for the Underlying Stock (or any successor thereto) on the Observation Date immediately preceding the relevant Intraday Restrike Date;</p> <p>For k=1 to n, means the kth Intraday Restrike Event on the relevant Intraday Restrike Date.</p>
IR(C)	means the scheduled close for the Relevant Stock Exchange for the Underlying Stock (or any successor thereto) on the relevant Intraday Restrike Date.
n	means the number of Intraday Restrike Events that occurred on the relevant Intraday Restrike Date.
Intraday Restrike Event	<p>means in respect of an Observation Date(t):</p> <p>(1) provided no Intraday Restrike Event has previously occurred on such Observation Date (t), the decrease at any Calculation Time of the Underlying Stock price by 20% or more compared with the relevant Underlying Stock Price $IS_{IR(0)}$ as of such Calculation Time.</p> <p>(2) if k Intraday Restrike Events have occurred on the relevant Intraday Restrike Date, the decrease at any Calculation Time of the Underlying Stock price by 20% or more compared with the relevant Underlying Stock Price $IS_{IR(k)}$ as of such Calculation Time.</p>
Calculation Time	means any time between the TimeReferenceOpening and the TimeReferenceClosing, provided that the relevant data is available to enable the Calculation Agent to determine the Leverage Strategy Level.
TimeReferenceOpening	means the scheduled opening time for the Relevant Stock Exchange for the Underlying Stock (or any successor thereto).
TimeReferenceClosing	means the scheduled closing time for the Relevant Stock Exchange for the Underlying Stock (or any successor thereto).
Intraday Restrike Event Observation Period	<p>means in respect of an Intraday Restrike Event, the period starting on and excluding the Intraday Restrike Event Time and finishing on and including the sooner between (1) the time falling 15 minutes of continuous trading after the Intraday Restrike Event Time and (2) the TimeReferenceClosing.</p> <p>Where, during such period, the Calculation Agent determines that (1) the trading in the Underlying Stock is disrupted or subject to suspension or limitation or (2) the Relevant Stock Exchange for the Underlying Stock is not open for continuous trading, the Intraday Restrike Event Observation Period will be extended to the extent necessary until (1) the trading in the Underlying Stock is no longer disrupted, suspended or limited and (2) the Relevant Stock Exchange for the Underlying Stock is open for continuous trading.</p>
Intraday Restrike Event Time	means in respect of an Intraday Restrike Event, the Calculation Time on which such event occurs.

The Conditions set out in the section headed “Terms and Conditions of the European Style Cash Settled Long/Short Certificates on Single Equities” in the Base Listing Document are set out below. This section is qualified in its entirety by reference to the detailed information appearing elsewhere in this document which shall, to the extent so specified or to the extent inconsistent with the relevant Conditions set out below, replace or modify the relevant Conditions for the purpose of the Certificates.

TERMS AND CONDITIONS OF

THE EUROPEAN STYLE CASH SETTLED LONG/SHORT CERTIFICATES ON SINGLE EQUITIES

1. Form, Status and Guarantee, Transfer and Title

- (a) *Form.* The Certificates (which expression shall, unless the context otherwise requires, include any further certificates issued pursuant to Condition 11) are issued subject to and with the benefit of: -
- (i) a master instrument by way of deed poll (the “**Master Instrument**”) dated 13 June 2025, made by SG Issuer (the “**Issuer**”) and Societe Generale (the “**Guarantor**”); and
 - (ii) a warrant agent agreement (the “**Master Warrant Agent Agreement**” or “**Warrant Agent Agreement**”) dated any time before or on the Closing Date, made between the Issuer and the Warrant Agent for the Certificates.

Copies of the Master Instrument and the Master Warrant Agent Agreement or Warrant Agent Agreement are available for inspection at the specified office of the Warrant Agent.

The holders of the Certificates (the “**Certificate Holders**”) are entitled to the benefit of, are bound by and are deemed to have notice of all the provisions of the Master Instrument and the Master Warrant Agent Agreement or Warrant Agent Agreement.

- (b) *Status and Guarantee.* The Certificates constitute direct, general and unsecured obligations of the Issuer and rank, and will rank, equally among themselves and *pari passu* with all other present and future unsecured and unsubordinated obligations of the Issuer (save for statutorily preferred exceptions). The Certificates provide for cash settlement on exercise. The Certificates do not entitle Certificate Holders to the delivery of any Underlying Stock, are not secured by the Underlying Stock and do not entitle Certificate Holders to any interest in any Underlying Stock.

The due and punctual payment of any amounts due by the Issuer in respect of the Certificates issued by the Issuer is unconditionally and irrevocably guaranteed by the Guarantor as provided in the Guarantee (each such amount payable under the Guarantee, a “**Guarantee Obligation**”).

The Guarantee Obligations will constitute direct, unconditional, unsecured and unsubordinated obligations of the Guarantor ranking as senior preferred obligations as provided for in Article L. 613-30-3 I 3° of the French Code *Monétaire et Financier* (the “**Code**”).

Such Guarantee Obligations rank and will rank equally and rateably without any preference or priority among themselves and:

- (i) *pari passu* with all other direct, unconditional, unsecured and unsubordinated obligations of the Guarantor outstanding as of the date of the entry into force of the law no. 2016-1691 (the “**Law**”) on 11 December 2016;
- (ii) *pari passu* with all other present or future direct, unconditional, unsecured and senior preferred obligations (as provided for in Article L. 613-30-3 I 3° of the Code) of the Guarantor issued after the date of the entry into force of the Law on 11 December 2016;
- (iii) junior to all present or future claims of the Guarantor benefiting from the statutorily preferred exceptions; and
- (iv) senior to all present and future senior non-preferred obligations (as provided for in Article L.613-30-3 I 4° of the Code) of the Guarantor.

In the event of the failure of the Issuer to promptly perform its obligations to any Certificate Holder under the terms of the Certificates, such Certificate Holder may, but is not obliged to, give written notice to the Guarantor at Societe Generale, Tour Societe Generale, 75886 Paris Cedex 18, France marked for the attention of SEGL/JUR/OMF - Market Transactions & Financing.

- (c) **Transfer.** The Certificates are represented by a global warrant certificate (“**Global Warrant**”) which will be deposited with The Central Depository (Pte) Limited (“**CDP**”). Certificates in definitive form will not be issued. Transfers of Certificates may be effected only in Board Lots or integral multiples thereof. All transactions in (including transfers of) Certificates, in the open market or otherwise, must be effected through a securities account with CDP. Title will pass upon registration of the transfer in the records maintained by CDP.
- (d) **Title.** Each person who is for the time being shown in the records maintained by CDP as entitled to a particular number of Certificates shall be treated by the Issuer, the Guarantor and the Warrant Agent as the holder and absolute owner of such number of Certificates, notwithstanding any notice to the contrary. The expression “**Certificate Holder**” shall be construed accordingly.
- (e) **Bail-In.** By the acquisition of Certificates, each Certificate Holder (which, for the purposes of this Condition, includes any current or future holder of a beneficial interest in the Certificates) acknowledges, accepts, consents and agrees:
 - (i) to be bound by the effect of the exercise of the Bail-In Power (as defined below) by the Relevant Resolution Authority (as defined below) on the Issuer’s liabilities under the Certificates, which may include and result in any of the following, or some combination thereof:
 - (A) the reduction of all, or a portion, of the Amounts Due (as defined below), on a permanent basis;
 - (B) the conversion of all, or a portion, of the Amounts Due into shares, other securities or other obligations of the Issuer or the Guarantor or another person (and the issue to the Certificate Holder of such shares, securities or obligations), including by means of an amendment, modification or variation of the Conditions of the Certificates, in which case the Certificate Holder agrees to accept in lieu of its rights under the Certificates any such shares, other securities or other obligations of the Issuer or the Guarantor or another person;

- (C) the cancellation of the Certificates; and/or
- (D) the amendment or alteration of the expiration of the Certificates or amendment of the amounts payable on the Certificates, or the date on which the amounts become payable, including by suspending payment for a temporary period; and

that terms of the Certificates are subject to, and may be varied, if necessary, to give effect to the exercise of the Bail-In Power by the Relevant Resolution Authority or the regulator,

(the “**Statutory Bail-In**”);

- (ii) if the Relevant Resolution Authority exercises its Bail-In Power on liabilities of the Guarantor, pursuant to Article L.613-30-3-I-3 of the French Monetary and Financial Code (the “**Code**”):

- (A) ranking:

- (1) junior to liabilities of the Guarantor benefitting from statutorily preferred exceptions pursuant to Article L.613-30-3-I 1° and 2 of the Code;
- (2) *pari passu* with liabilities of the Guarantor as defined in Article L.613-30-3-I-3 of the Code; and
- (3) senior to liabilities of the Guarantor as defined in Article L.613-30-3-I-4 of the Code; and

- (B) which are not *titres non structurés* as defined under Article R.613-28 of the Code, and

- (C) which are not or are no longer eligible to be taken into account for the purposes of the MREL (as defined below) ratio of the Guarantor

and such exercise of the Bail-In Power results in the write-down or cancellation of all, or a portion of, the principal amount of, or the outstanding amount payable in respect of, and/or interest on, such liabilities, and/or the conversion of all, or a portion, of the principal amount of, or the outstanding amount payable in respect of, or interest on, such liabilities into shares or other securities or other obligations of the Guarantor or another person, including by means of variation to their terms and conditions in order to give effect to such exercise of Bail-In Power, then the Issuer’s obligations under the Certificates will be limited to (i) payment of the amount as reduced or cancelled that would be recoverable by the Certificate Holders and/or (ii) the delivery or the payment of value of the shares or other securities or other obligations of the Guarantor or another person that would be paid or delivered to the Certificate Holders as if, in either case, the Certificates had been directly issued by the Guarantor itself and any Amount Due under the Certificates had accordingly been directly subject to the exercise of the Bail-In Power (the “**Contractual Bail-in**”).

No repayment or payment of the Amounts Due will become due and payable or be paid after the exercise of the Statutory Bail-In with respect to the Issuer or the Guarantor unless, at the time such repayment or payment, respectively, is scheduled to become due, such repayment or payment would be permitted to be made by the Issuer or the Guarantor under the applicable laws and regulations in effect in France or Luxembourg

and the European Union applicable to the Issuer or the Guarantor or other members of its group.

No repayment or payment of the Amounts Due will become due and payable or be paid under the Certificates issued by SG Issuer after implementation of the Contractual Bail-in.

Upon the exercise of the Statutory Bail-in or upon implementation of the Contractual Bail-in with respect to the Certificates, the Issuer or the Guarantor will provide a written notice to the Certificate Holders in accordance with Condition 9 as soon as practicable regarding such exercise of the Statutory Bail-in or implementation of the Contractual Bail-in. Any delay or failure by the Issuer or the Guarantor to give notice shall not affect the validity and enforceability of the Statutory Bail-in or Contractual Bail-in nor the effects on the Certificates described above.

Neither a cancellation of the Certificates, a reduction, in part or in full, of the Amounts Due, the conversion thereof into another security or obligation of the Issuer or the Guarantor or another person, as a result of the exercise of the Statutory Bail-in or the implementation of the Contractual Bail-in with respect to the Certificates will be an event of default or otherwise constitute non-performance of a contractual obligation, or entitle the Certificate Holder to any remedies (including equitable remedies) which are hereby expressly waived.

The matters set forth in this Condition shall be exhaustive on the foregoing matters to the exclusion of any other agreements, arrangements or understandings between the Issuer, the Guarantor and each Certificate Holder. No expenses necessary for the procedures under this Condition, including, but not limited to, those incurred by the Issuer and the Guarantor, shall be borne by any Certificate Holder.

For the purposes of this Condition:

“Amounts Due” means any amounts due by the Issuer under the Certificates.

“Bail-In Power” means any statutory cancellation, write-down and/or conversion power existing from time to time under any laws, regulations, rules or requirements relating to the resolution of banks, banking group companies, credit institutions and/or investment firms, including but not limited to any such laws, regulations, rules or requirements that are implemented, adopted or enacted within the context of a European Union directive or regulation of the European Parliament and of the Council establishing a framework for the recovery and resolution of credit institutions and investment firms, or any other applicable laws or regulations, as amended, or otherwise, pursuant to which obligations of a bank, banking group company, credit institution or investment firm or any of its affiliates can be reduced, cancelled, varied or otherwise modified in any way and/or converted into shares or other securities or obligations of the obligor or any other person.

“MREL” means the Minimum Requirement for own funds and Eligible Liabilities as defined in Directive 2014/59/EU of the European Parliament and of the Council of 15 May 2014 establishing a framework for the recovery and resolution of credit institutions and investment firms (as amended from time to time).

“Relevant Resolution Authority” means any authority with the ability to exercise the Bail-in Power on Societe Generale or SG Issuer as the case may be.

2. Certificate Rights and Exercise Expenses

- (a) *Certificate Rights.* Every Certificate entitles each Certificate Holder, upon due exercise and on compliance with Condition 4, to payment by the Issuer of the Cash Settlement Amount (as defined below) (if any) in the manner set out in Condition 4.

The “**Cash Settlement Amount**”, in respect of each Certificate, shall be an amount payable in the Settlement Currency equal to the Closing Level multiplied by the Notional Amount per Certificate.

The “**Closing Level**”, in respect of each Certificate, shall be an amount payable in the Settlement Currency equal to:

$$\left(\frac{\text{Final Reference Level} \times \text{Final Exchange Rate}}{\text{Initial Reference Level} \times \text{Initial Exchange Rate}} - \text{Strike Level} \right) \times \text{Hedging Fee Factor}$$

If the Issuer determines, in its sole discretion, that on the Valuation Date or any Observation Date a Market Disruption Event has occurred, then that Valuation Date or Observation Date shall be postponed until the first succeeding Exchange Business Day or Underlying Stock Business Day, as the case may be, on which there is no Market Disruption Event, unless there is a Market Disruption Event on each of the five Exchange Business Days or Underlying Stock Business Days, as the case may be, immediately following the original date that, but for the Market Disruption Event, would have been a Valuation Date or an Observation Date. In that case: -

- (i) that fifth Exchange Business Day or Underlying Stock Business Day, as the case may be, shall be deemed to be the Valuation Date or the Observation Date notwithstanding the Market Disruption Event; and
- (ii) the Issuer shall determine the Final Reference Level or the relevant closing level on the basis of its good faith estimate of the Final Reference Level or the relevant closing level that would have prevailed on that fifth Exchange Business Day or Underlying Stock Business Day, as the case may be, but for the Market Disruption Event.

“**Market Disruption Event**” means the occurrence or existence of (i) any suspension of trading on the Relevant Stock Exchange of the Underlying Stock requested by the Company if that suspension is, in the determination of the Issuer, material, (ii) any suspension of or limitation imposed on trading (including but not limited to unforeseen circumstances such as by reason of movements in price exceeding limits permitted by the Relevant Stock Exchange or any act of God, war, riot, public disorder, explosion, terrorism or otherwise) on the Relevant Stock Exchange in the Underlying Stock if that suspension or limitation is, in the determination of the Issuer, material, or (iii) the closing of the Relevant Stock Exchange or a disruption to trading on the Relevant Stock Exchange if that disruption is, in the determination of the Issuer, material as a result of the occurrence of any act of God, war, riot, public disorder, explosion or terrorism.

- (b) *Exercise Expenses.* Certificate Holders will be required to pay all charges which are incurred in respect of the exercise of the Certificates (the “**Exercise Expenses**”). An amount equivalent to the Exercise Expenses will be deducted by the Issuer from the Cash Settlement Amount in accordance with Condition 4. Notwithstanding the foregoing, the Certificate Holders shall account to the Issuer on demand for any Exercise Expenses to the extent that they were not or could not be deducted from the Cash Settlement Amount prior to the date of payment of the Cash Settlement Amount to the Certificate Holders in accordance with Condition 4.

- (c) No Rights. The purchase of Certificates does not confer on the Certificate Holders any right (whether in respect of voting, dividend or other distributions in respect of the Underlying Stock or otherwise) which the holder of an Underlying Stock may have.

3. Expiry Date

Unless automatically exercised in accordance with Condition 4(b), the Certificates shall be deemed to expire at 10:00 a.m. (Singapore time) on the Expiry Date or if the Expiry Date is not a Business Day (as defined below), the immediately preceding Business Day.

4. Exercise of Certificates

- (a) *Exercise.* Certificates may only be exercised on the Expiry Date or if the Expiry Date is not a Business Day, the immediately preceding Business Day, in accordance with Condition 4(b).
- (b) *Automatic Exercise.* Certificate Holders shall not be required to deliver an exercise notice. Exercise of Certificates shall be determined by whether the Cash Settlement Amount (less any Exercise Expenses) is positive. If the Cash Settlement Amount (less any Exercise Expenses) is positive, all Certificates shall be deemed to have been automatically exercised at 10:00 a.m. (Singapore time) on the Expiry Date or if the Expiry Date is not a Business Day, the immediately preceding Business Day. The Cash Settlement Amount less the Exercise Expenses in respect of the Certificates shall be paid in the manner set out in Condition 4(c) below. In the event the Cash Settlement Amount (less any Exercise Expenses) is zero, all Certificates shall be deemed to have expired at 10:00 a.m. (Singapore time) on the Expiry Date or if the Expiry Date is not a Business Day, the immediately preceding Business Day, and Certificate Holders shall not be entitled to receive any payment from the Issuer in respect of the Certificates.
- (c) *Settlement.* In respect of Certificates which are automatically exercised in accordance with Condition 4(b), the Issuer will pay to the relevant Certificate Holder the Cash Settlement Amount (if any) in the Settlement Currency. The aggregate Cash Settlement Amount (less any Exercise Expenses) shall be despatched as soon as practicable and no later than five Settlement Business Days (as defined in the relevant Supplemental Listing Document and subject to extension upon the occurrence of a Settlement Disruption Event (as defined below)) following the Expiry Date by way of crossed cheque or other payment in immediately available funds drawn in favour of the Certificate Holder only (or, in the case of joint Certificate Holders, the first-named Certificate Holder) appearing in the records maintained by CDP. Any payment made pursuant to this Condition 4(c) shall be delivered at the risk and expense of the Certificate Holder and posted to the Certificate Holder's address appearing in the records maintained by CDP (or, in the case of joint Certificate Holders, to the address of the first-named Certificate Holder appearing in the records maintained by CDP). If the Cash Settlement Amount is equal to or less than the determined Exercise Expenses, no amount is payable.

If the Issuer determines, in its sole discretion, that on any Settlement Business Day during the period of five Settlement Business Days following the Expiry Date a Settlement Disruption Event has occurred, such Settlement Business Day shall be postponed to the next Settlement Business Day on which the Issuer determines that the Settlement Disruption Event is no longer subsisting and such period shall be extended accordingly, provided that the Issuer and/or the Guarantor shall make their best endeavours to implement remedies as soon as reasonably practicable to eliminate

the impact of the Settlement Disruption Event on its/their payment obligations under the Certificates and/or the Guarantee.

“**Settlement Disruption Event**” means the occurrence or existence of any malicious action or attempt initiated to steal, expose, alter, disable or destroy information through unauthorised access to, or maintenance or use of, the Computer Systems of the Issuer, the Guarantor, the Calculation Agent, their respective affiliates (the “SG Group”), their IT service providers, by (and without limitation) the use of malware, ransomware, phishing, denial or disruption of service or cryptojacking or any unauthorized entry, removal, reproduction, transmission, deletion, disclosure or modification preventing the Issuer, the Guarantor and/or the Calculation Agent to perform their obligations under the Certificates, and notwithstanding the implementation of processes, required, as the case may be, by the laws and regulations applicable to the Issuer, the Guarantor, the Calculation Agent and their affiliates, or their IT service providers to improve their resilience to these actions and attempts.

“**Computer System**” means all the computer resources including, in particular: hardware, software packages, software, databases and peripherals, equipment, networks, electronic installations for storing computer data, including Data. The Computer System shall be understood to be that which (i) belongs to the SG Group and/or (ii) is rented, operated or legally held by the SG Group under a contract with the holder of the rights to the said system and/or (iii) is operated on behalf of the SG Group by a third party within the scope of a contractual relationship and/or (iv) is made available to the SG Group under a contract within the framework of a shared system (in particular cloud computing).

“**Data**” means any digital information, stored or used by the Computer System, including confidential data.

- (d) *CDP not liable.* CDP shall not be liable to any Certificate Holder with respect to any action taken or omitted to be taken by the Issuer or the Warrant Agent in connection with the exercise of the Certificates or otherwise pursuant to or in connection with these Conditions.
- (e) *Business Day.* In these Conditions, a “**Business Day**” shall be a day on which the SGX-ST is open for dealings in Singapore during its normal trading hours and banks are open for business in Singapore.

5. Warrant Agent

- (a) *Warrant Agent.* The Issuer reserves the right, subject to the appointment of a successor, at any time to vary or terminate the appointment of the Warrant Agent and to appoint another Warrant Agent provided that it will at all times maintain a Warrant Agent which, so long as the Certificates are listed on the SGX-ST, shall be in Singapore. Notice of any such termination or appointment and of any change in the specified office of the Warrant Agent will be given to the Certificate Holders in accordance with Condition 9.
- (b) *Agent of Issuer.* The Warrant Agent will be acting as agent of the Issuer and will not assume any obligation or duty to or any relationship of agency or trust for the Certificate Holders. All determinations and calculations by the Warrant Agent under these Conditions shall (save in the case of manifest error) be final and binding on the Issuer and the Certificate Holders.

6. Adjustments

- (a) *Potential Adjustment Event.* Following the declaration by a Company of the terms of any Potential Adjustment Event (as defined below), the Issuer will determine whether such Potential Adjustment Event has a dilutive or concentrative or other effect on the theoretical value of the Underlying Stock and, if so, will (i) make the corresponding adjustment, if any, to any one or more of the Conditions as the Issuer determines appropriate to account for that dilutive or concentrative or other effect, and (ii) determine the effective date of that adjustment. The Issuer may, but need not, determine the appropriate adjustment by reference to the adjustment in respect of such Potential Adjustment Event made by an exchange on which options or futures contracts on the Underlying Stock are traded.
- (b) *Definitions.* “**Potential Adjustment Event**” means any of the following:
- (i) a subdivision, consolidation, reclassification or other restructuring of the Underlying Stock (excluding a Merger Event) or a free distribution or dividend of any such Underlying Stock to existing holders by way of bonus, capitalisation or similar issue;
 - (ii) a distribution or dividend to existing holders of the Underlying Stock of (1) such Underlying Stock, or (2) other share capital or securities granting the right to payment of dividends and/or the proceeds of liquidation of the Company equally or proportionately with such payments to holders of such Underlying Stock, or (3) share capital or other securities of another issuer acquired by the Company as a result of a “spin-off” or other similar transaction, or (4) any other type of securities, rights or warrants or other assets, in any case for payment (in cash or otherwise) at less than the prevailing market price as determined by the Issuer;
 - (iii) an extraordinary dividend;
 - (iv) a call by the Company in respect of the Underlying Stock that is not fully paid;
 - (v) a repurchase by the Company of the Underlying Stock whether out of profits or capital and whether the consideration for such repurchase is cash, securities or otherwise;
 - (vi) with respect to a Company an event that results in any shareholder rights pursuant to a shareholder rights agreement or other plan or arrangement of the type commonly referred to as a “poison pill” being distributed, or becoming separated from shares of common stock or other shares of the capital stock of such Company (provided that any adjustment effected as a result of such an event shall be readjusted upon any redemption of such rights); or
 - (vii) any other event that may have, in the opinion of the Issuer, a dilutive or concentrative or other effect on the theoretical value of the Underlying Stock.
- (c) *Merger Event, Tender Offer, Nationalisation and Insolvency.* If a Merger Event, Tender Offer, Nationalisation or Insolvency occurs in relation to the Underlying Stock, the Issuer may take any action described below:
- (i) determine the appropriate adjustment, if any, to be made to any one or more of the Conditions to account for the Merger Event, Tender Offer, Nationalisation or Insolvency, as the case may be, and determine the effective

date of that adjustment. The Issuer may, but need not, determine the appropriate adjustment by reference to the adjustment in respect of the Merger Event, Tender Offer, Nationalisation or Insolvency made by an options exchange to options on the Underlying Stock traded on that options exchange;

- (ii) cancel the Certificates by giving notice to the Certificate Holders in accordance with Condition 9. If the Certificates are so cancelled, the Issuer will pay an amount to each Certificate Holder in respect of each Certificate held by such Certificate Holder which amount shall be the fair market value of a Certificate taking into account the Merger Event, Tender Offer, Nationalisation or Insolvency, as the case may be, less the cost to the Issuer and/or any of its affiliates of unwinding any underlying related hedging arrangements, all as determined by the Issuer in its reasonable discretion. Payment will be made in such manner as shall be notified to the Certificate Holders in accordance with Condition 9; or
- (iii) following any adjustment to the settlement terms of options on the Underlying Stock on such exchange(s) or trading system(s) or quotation system(s) as the Issuer in its reasonable discretion shall select (the “**Option Reference Source**”) make a corresponding adjustment to any one or more of the Conditions, which adjustment will be effective as of the date determined by the Issuer to be the effective date of the corresponding adjustment made by the Option Reference Source. If options on the Underlying Stock are not traded on the Option Reference Source, the Issuer will make such adjustment, if any, to any one or more of the Conditions as the Issuer determines appropriate, with reference to the rules and precedents (if any) set by the Option Reference Source, to account for the Merger Event, Tender Offer, Nationalisation or Insolvency, as the case may be, that in the determination of the Issuer would have given rise to an adjustment by the Option Reference Source if such options were so traded.

Once the Issuer determines that its proposed course of action in connection with a Merger Event, Tender Offer, Nationalisation or Insolvency, it shall give notice to the Certificate Holders in accordance with Condition 9 stating the occurrence of the Merger Event, Tender Offer, Nationalisation or Insolvency, as the case may be, giving details thereof and the action proposed to be taken in relation thereto. Certificate Holders should be aware that due to the nature of such events, the Issuer will not make an immediate determination of its proposed course of action or adjustment upon the announcement or occurrence of a Merger Event, Tender Offer, Nationalisation or Insolvency.

- (d) *Definitions.* “**Insolvency**” means that by reason of the voluntary or involuntary liquidation, bankruptcy, insolvency, dissolution or winding-up of or any analogous proceeding affecting a Company (i) all the Underlying Stock of that Company is required to be transferred to a trustee, liquidator or other similar official or (ii) holders of the Underlying Stock of that Company become legally prohibited from transferring them. “**Merger Date**” means the closing date of a Merger Event or, where a closing date cannot be determined under the local law applicable to such Merger Event, such other date as determined by the Issuer. “**Merger Event**” means, in respect of the Underlying Stock, any (i) reclassification or change of such Underlying Stock that results in a transfer of or an irrevocable commitment to transfer all of such Underlying

Stock outstanding to another entity or person, (ii) consolidation, amalgamation, merger or binding share exchange of a Company with or into another entity or person (other than a consolidation, amalgamation, merger or binding share exchange in which such Company is the continuing entity and which does not result in reclassification or change of all of such Underlying Stock outstanding), (iii) takeover offer, exchange offer, solicitation, proposal or other event by any entity or person to purchase or otherwise obtain 100 per cent. of the outstanding Underlying Stock of the Company that results in a transfer of or an irrevocable commitment to transfer all such Underlying Stock (other than such Underlying Stock owned or controlled by such other entity or person), or (iv) consolidation, amalgamation, merger or binding share exchange of the Company or its subsidiaries with or into another entity in which the Company is the continuing entity and which does not result in a reclassification or change of all such Underlying Stock outstanding but results in the outstanding Underlying Stock (other than Underlying Stock owned or controlled by such other entity) immediately prior to such event collectively representing less than 50 per cent. of the outstanding Underlying Stock immediately following such event, in each case if the Merger Date is on or before the Valuation Date. “**Nationalisation**” means that all the Underlying Stock or all or substantially all of the assets of a Company are nationalised, expropriated or are otherwise required to be transferred to any governmental agency, authority, entity or instrumentality thereof. “**Tender Offer**” means a takeover offer, tender offer, exchange offer, solicitation, proposal or other event by any entity or person that results in such entity or person purchasing, or otherwise obtaining or having the right to obtain, by conversion or other means, greater than 10 per cent. and less than 100 per cent. of the outstanding voting shares of the Company, as determined by the Issuer, based upon the making of filings with governmental or self-regulatory agencies or such other information as the Issuer deems relevant.

- (e) *Subdivision or Consolidation of the Certificates.* The Issuer reserves the right to subdivide or consolidate the Certificates, provided that such adjustment is considered by the Issuer not to be materially prejudicial to the Certificate Holders generally (without considering the circumstances of any individual Certificate Holder or the tax or other consequences of such adjustment or amendment in any particular jurisdiction) and subject to the approval of the SGX-ST.
- (f) *Other Adjustments.* Except as provided in this Condition 6 and Conditions 10 and 12, adjustments will not be made in any other circumstances, subject to the right reserved by the Issuer (such right to be exercised in the Issuer's sole discretion and without any obligation whatsoever) to make such adjustments and amendments as it believes appropriate in circumstances where an event or events occur which it believes in its sole discretion (and notwithstanding any prior adjustment made pursuant to the above) should, in the context of the issue of the Certificates and the obligations of the Issuer, give rise to such adjustment or, as the case may be, amendment provided that such adjustment or, as the case may be, amendment is considered by the Issuer not to be materially prejudicial to the Certificate Holders generally (without considering the circumstances of any individual Certificate Holder or the tax or other consequences of such adjustment or amendment in any particular jurisdiction).

- (g) *Notice of Adjustments.* All determinations made by the Issuer pursuant hereto will be conclusive and binding on the Certificate Holders. The Issuer will give, or procure that there is given, notice as soon as practicable of any adjustment and of the date from which such adjustment is effective by publication in accordance with Condition 9. For the avoidance of doubt, no notice will be given if the Issuer determines that adjustments will not be made.

6A. US withholding tax implications on the Payment

Notwithstanding any other provision of these Conditions, in no event will the Issuer or the Guarantor be required to pay any additional amounts in respect of the Certificates for, or on account of, any withholding or deduction (i) required pursuant to an agreement described in Section 1471(b) of the U.S. Internal Revenue Code of 1986, as amended (the “**US Code**”), or otherwise imposed pursuant to Sections 1471 through 1474 of the US Code, any regulations or agreements thereunder, or any official interpretations thereof, or any law implementing an intergovernmental approach thereto, (ii) imposed pursuant to the Section 871(m) Regulations (“**Section 871(m) Withholding**”) or (iii) imposed by any other law of the United States. In addition, in determining the amount of Section 871(m) Withholding imposed on any payments on the Certificates, the Issuer shall be entitled to withhold on any “dividend equivalent” (as defined for purposes of Section 871(m) of the US Code) at the highest rate applicable to such payments regardless of any exemption from, or reduction in, such withholding otherwise available under applicable law.

With respect to Specified Warrants that provide for net dividend reinvestment in respect of either an underlying U.S. security (i.e. a security that pays U.S. source dividends) or an index that includes U.S. securities, all payments on Certificates that reference such U.S. securities or an index that includes U.S. securities may be calculated by reference to dividends on such U.S. securities that are reinvested at a rate of 70%. In such case, in calculating the relevant payment amount, the holder will be deemed to receive, and the Issuer or the Guarantor will be deemed to withhold, 30% of any dividend equivalent payments (as defined in Section 871(m) of the Code) in respect of the relevant U.S. securities. The Issuer or the Guarantor will not pay any additional amounts to the holder on account of the Section 871(m) amount deemed withheld.

For the purpose of this Condition:

“**Section 871(m) Regulations**” means the U.S. Treasury regulations issued under Section 871(m) of the Code.

“**Specified Warrants**” means, subject to special rules from 2017 through 2026 set out in Notice 2024-44 (the Notice), Warrants issued on or after 1 January 2017 that substantially replicate the economic performance of one or more U.S. underlying equities as determined by the Issuer on the date for such Warrants as of which the expected delta of the product is determined by the Issuer, based on tests set out in the applicable Section 871(m) Regulations, such that the Warrants are subject to withholding under the Section 871(m) Regulations.

7. Purchases

The Issuer, the Guarantor or any of their respective subsidiaries may at any time purchase Certificates at any price in the open market or by tender or by private treaty. Any Certificates so purchased may be held or resold or surrendered for cancellation.

8. Meetings of Certificate Holders; Modification

- (a) *Meetings of Certificate Holders.* The Master Warrant Agent Agreement or Warrant Agent Agreement contains provisions for convening meetings of the Certificate Holders to consider any matter affecting their interests, including the sanctioning by

Extraordinary Resolution (as defined in the Master Warrant Agent Agreement or Warrant Agent Agreement) of a modification of the provisions of the Certificates or of the Master Warrant Agent Agreement or Warrant Agent Agreement.

At least 21 days' notice (exclusive of the day on which the notice is given and of the day on which the meeting is held) specifying the date, time and place of the meeting shall be given to the Certificate Holders.

Such a meeting may be convened by the Issuer or by Certificate Holders holding not less than ten per cent. of the Certificates for the time being remaining unexercised. The quorum at any such meeting for passing an Extraordinary Resolution will be two or more persons holding or representing not less than 25 per cent. of the Certificates for the time being remaining unexercised, or at any adjourned meeting, two or more persons being or representing Certificate Holders whatever the number of Certificates so held or represented.

A resolution will be an Extraordinary Resolution when it has been passed at a duly convened meeting by not less than three-quarters of the votes cast by such Certificate Holders who, being entitled to do so, vote in person or by proxy.

An Extraordinary Resolution passed at any meeting of the Certificate Holders shall be binding on all the Certificate Holders whether or not they are present at the meeting. Resolutions can be passed in writing if passed unanimously.

- (b) *Modification.* The Issuer may, without the consent of the Certificate Holders, effect (i) any modification of the provisions of the Certificates or the Master Instrument which is not materially prejudicial to the interests of the Certificate Holders or (ii) any modification of the provisions of the Certificates or the Master Instrument which is of a formal, minor or technical nature, which is made to correct an obvious error or which is necessary in order to comply with mandatory provisions of Singapore law. Any such modification shall be binding on the Certificate Holders and shall be notified to them by the Warrant Agent before the date such modification becomes effective or as soon as practicable thereafter in accordance with Condition 9.

9. Notices

- (a) *Documents.* All cheques and other documents required or permitted by these Conditions to be sent to a Certificate Holder or to which a Certificate Holder is entitled or which the Issuer shall have agreed to deliver to a Certificate Holder may be delivered by hand or sent by post addressed to the Certificate Holder at his address appearing in the records maintained by CDP or, in the case of joint Certificate Holders, addressed to the joint holder first named at his address appearing in the records maintained by CDP, and airmail post shall be used if that address is not in Singapore. All documents delivered or sent in accordance with this paragraph shall be delivered or sent at the risk of the relevant Certificate Holder.
- (b) *Notices.* All notices to Certificate Holders will be validly given if published in English on the web-site of the SGX-ST. Such notices shall be deemed to have been given on the date of the first such publication. If publication on the web-site of the SGX-ST is not practicable, notice will be given in such other manner as the Issuer may determine. The Issuer shall, at least one month prior to the expiry of any Certificate, give notice of the date of expiry of such Certificate in the manner prescribed above.

10. Liquidation

In the event of a liquidation or dissolution of the Company or the appointment of a liquidator (including a provisional liquidator) or receiver or judicial manager or trustee or administrator or analogous person under Singapore or other applicable law in respect of the whole or substantially the

whole of its undertaking, property or assets, all unexercised Certificates will lapse and shall cease to be valid for any purpose, in the case of voluntary liquidation, on the effective date of the relevant resolution and, in the case of an involuntary liquidation or dissolution, on the date of the relevant court order or, in the case of the appointment of a liquidator (including a provisional liquidator) or receiver or judicial manager or trustee or administrator or analogous person under Singapore or other applicable law in respect of the whole or substantially the whole of its undertaking, property or assets, on the date when such appointment is effective but subject (in any such case) to any contrary mandatory requirement of law. In the event of the voluntary liquidation of the Company, the Issuer shall make such adjustments or amendments as it reasonably believes are appropriate in the circumstances.

11. Further Issues

The Issuer shall be at liberty from time to time, without the consent of the Certificate Holders, to create and issue further certificates so as to form a single series with the Certificates, subject to the approval of the SGX-ST.

12. Delisting

- (a) Delisting. If at any time, the Underlying Stock ceases to be listed on the Relevant Stock Exchange, the Issuer shall give effect to these Conditions in such manner and make such adjustments and amendments to the rights attaching to the Certificates as it shall, in its absolute discretion, consider appropriate to ensure, so far as it is reasonably able to do so, that the interests of the Certificate Holders generally are not materially prejudiced as a consequence of such delisting (without considering the individual circumstances of any Certificate Holder or the tax or other consequences that may result in any particular jurisdiction).
- (b) Issuer's Determination. The Issuer shall determine, in its absolute discretion, any adjustment or amendment and its determination shall be conclusive and binding on the Certificate Holders save in the case of manifest error. Notice of any adjustments or amendments shall be given to the Certificate Holders in accordance with Condition 9 as soon as practicable after they are determined.

13. Early Termination

- (a) *Early Termination for Illegality and Force Majeure, etc.* If the Issuer determines that a Regulatory Event (as defined below) has occurred and, for reasons beyond its control, the performance of its obligations under the Certificates has become illegal or impractical in whole or in part for any reason, or the Issuer determines that, for reasons beyond its control, it is no longer legal or practical for it to maintain its hedging arrangements with respect to the Certificates for any reason, the Issuer may in its discretion and without obligation terminate the Certificates early in accordance with Condition 13(e).

Should any one or more of the provisions contained in the Conditions be or become invalid, the validity of the remaining provisions shall not in any way be affected thereby.

For the purposes of this Condition:

"Regulatory Event" means, following the occurrence of a Change in Law (as defined below) with respect to the Issuer and/or Societe Generale as Guarantor or in any other capacity (including without limitation as hedging counterparty of the Issuer, market maker of the Certificates or direct or indirect shareholder or sponsor of the Issuer) or any of its affiliates involved in the issuer of the Certificates (hereafter the **"Relevant Affiliates"** and each of the Issuer, Societe Generale and the Relevant Affiliates, a

“Relevant Entity”) that, after the Certificates have been issued, (i) any Relevant Entity would incur a materially increased (as compared with circumstances existing prior to such event) amount of tax, duty, liability, penalty, expense, fee, cost or regulatory capital charge however defined or collateral requirements for performing its obligations under the Certificates or hedging the Issuer’s obligations under the Certificates, including, without limitation, due to clearing requirements of, or the absence of, clearing of the transactions entered into in connection with the issue of, or hedging the Issuer’s obligation under, the Certificates, (ii) it is or will become for any Relevant Entity impracticable, impossible (in each case, after using commercially reasonable efforts), unlawful, illegal or otherwise prohibited or contrary, in whole or in part, under any law, regulation, rule, judgement, order or directive of any governmental, administrative or judicial authority, or power, applicable to such Relevant Entity (a) to hold, acquire, issue, reissue, substitute, maintain, settle, or as the case may be, guarantee, the Certificates, (b) to acquire, hold, sponsor or dispose of any asset(s) (or any interest thereof) of any other transaction(s) such Relevant Entity may use in connection with the issue of the Certificates or to hedge the Issuer’s obligations under the Certificates, (c) to perform obligations in connection with, the Certificates or any contractual arrangement entered into between the Issuer and Societe Generale or any Relevant Affiliate (including without limitation to hedge the Issuer’s obligations under the Certificates) or (d) to hold, acquire, maintain, increase, substitute or redeem all or a substantial part of its direct or indirect shareholding in the Issuer’s capital or the capital of any Relevant Affiliate or to directly or indirectly sponsor the Issuer or any Relevant Affiliate, or (iii) there is or may be a material adverse effect on a Relevant Entity in connection with the issue of the Certificates.

“Change in law” means (i) the adoption, enactment, promulgation, execution or ratification of any applicable new law, regulation or rule (including, without limitation, any applicable tax law, regulation or rule) after the Certificates have been issued, (ii) the implementation or application of any applicable law, regulation or rule (including, without limitation, any applicable tax law, regulation or rule) already in force when the Certificates have been issued but in respect of which the manner of its implementation or application was not known or unclear at the time, or (iii) the change of any applicable law, regulation or rule existing when the Certificates are issued, or the change in the interpretation or application or practice relating thereto, existing when the Certificates are issued of any applicable law, regulation or rule, by any competent court, tribunal, regulatory authority or any other entity exercising executive, legislative, judicial, taxing, regulatory or administrative powers or functions of or pertaining to government (including any additional or alternative court, tribunal, authority or entity, to that existing when the Certificates are issued).

- (b) *Early Termination for Holding Limit Event.* The Issuer may in its discretion and without obligation terminate the Certificates early in accordance with Condition 13(e) where a Holding Limit Event (as defined below) occurs.

For the purposes of this Condition:

“Holding Limit Event” means, assuming the investor is the Issuer and/or any of its affiliates, the Issuer together with its affiliates, in aggregate hold, an interest in the Underlying Stock, constituting or likely to constitute (directly or indirectly) ownership, control or the power to vote a percentage of any class of voting securities of the Underlying Stock, of the Underlying Stock in excess of a percentage permitted or advisable, as determined by the Issuer, for the purpose of its compliance with the Bank

Holding Company Act of 1956 as amended by Section 619 of the Dodd-Frank Wall Street Reform and Consumer Protection Act (the Volcker Rule), including any requests, regulations, rules, guidelines or directives made by the relevant governmental authority under, or issued by the relevant governmental authority in connection with, such statutes.

- (c) *Early Termination for Hedging Disruption.* If the Issuer or any of its affiliates is, following commercially reasonable efforts, not in the position (i) to enter, re-enter, replace, maintain, liquidate, acquire or dispose of any Hedge Positions (as defined below) or (ii) to freely realize, recover, receive, repatriate, remit, regain or transfer the proceeds of any Hedge Position (where either (i) or (ii) shall constitute a "**Hedging Disruption**"), the Issuer may terminate the Certificates early in accordance with Condition 13(e) provided that the intrinsic value on the previous trading day of the relevant Certificate is at or above the Issue Price. The Issuer's decision on whether a Hedging Disruption has occurred is final and conclusive. For the avoidance of doubt, Hedging Disruptions shall include the scenario where any Hedge Position cannot be maintained up to the amount necessary to cover all of the Issuer's obligations under the Certificates.

For the purposes hereof, "**Hedge Positions**" means any one or more commercially reasonable (i) positions (including long or short positions) or contracts in, or relating to, securities, options, futures, other derivatives contracts or foreign exchange, (ii) stock loan or borrowing transactions or (iii) other instruments, contracts, transactions or arrangements (howsoever described) that the Issuer or any of its affiliates determines necessary to hedge, individually or on a portfolio basis, any risk (including, without limitation, market risk, price risk, foreign exchange risk and interest rate risk) in relation to the assumption and fulfilment of the Issuer's obligations under the Certificates.

- (d) *Early Termination for other reasons.* The Issuer reserves the right (such right to be exercised in the Issuer's sole and unfettered discretion and without any obligation whatsoever) to terminate the Certificates in accordance with Condition 13(e) where an event or events occur which it believes in its sole discretion should, in the context of the issue of the Certificates and the obligations of the Issuer, give rise to such termination provided that such termination (i) is considered by the Issuer not to be materially prejudicial to the interests of Certificate Holders generally (without considering the circumstances of any individual Certificate Holder or the tax or other consequences of such termination in any particular jurisdiction); or (ii) is otherwise considered by the Issuer to be appropriate and such termination is approved by the SGX-ST.
- (e) *Termination.* If the Issuer terminates the Certificates early, the Issuer will give notice to the Certificate Holders in accordance with Condition 9. The Issuer will, if and to the extent permitted by applicable law, pay an amount to each Certificate Holder in respect of each Certificate held by such holder equal to the fair market value of a Certificate notwithstanding such illegality, impracticality or the relevant event less the cost to the Issuer of unwinding any underlying related hedging arrangements, all as determined by the Issuer in its sole and absolute discretion. The determination of the fair market value may deviate from the determination of the Cash Settlement Amount under different scenarios, including but not limited to, where (i) the Daily Reset (as defined in the relevant Supplemental Listing Document) mechanism is suspended and/or (ii) the Final Reference Level is determined based on the closing price of the Underlying Stock

on multiple Underlying Stock Business Days or Exchange Business Days, as the case may be. Payment will be made in such manner as shall be notified to the Certificate Holders in accordance with Condition 9.

14. Substitution of the Issuer

The Issuer may be replaced by the Guarantor or any subsidiary of the Guarantor as principal obligor in respect of the Certificates without the consent of the relevant Certificate Holders. If the Issuer determines that it shall be replaced by the Guarantor or any subsidiary of the Guarantor (the “**Substituted Obligor**”), it shall give at least 90 days’ notice (exclusive of the day on which the notice is given and of the day on which the substitution is effected) specifying the date of the substitution, in accordance with Condition 9, to the Certificate Holders of such event and, immediately on the expiry of such notice, the Substituted Obligor shall become the principal obligor in place of the Issuer and the Certificate Holders shall thereupon cease to have any rights or claims whatsoever against the Issuer.

Upon any such substitution, all references to the Issuer in the Conditions and all agreements relating to the Certificates will be to the Substituted Obligor and the Certificates will be modified as required, and the Certificate Holders will be notified of the modified terms and conditions of such Certificates in accordance with Condition 9.

For the purposes of this Condition, it is expressly agreed that by subscribing to, acquiring or otherwise purchasing or holding the Certificates, the Certificate Holders are expressly deemed to have consented to the substitution of the Issuer by the Substituted Obligor and to the release of the Issuer from any and all obligations in respect of the Certificates and all agreements relating thereto and are expressly deemed to have accepted such substitution and the consequences thereof.

15. Governing Law

The Certificates, the Master Instrument and the Master Warrant Agent Agreement or Warrant Agent Agreement will be governed by and construed in accordance with Singapore law. The Issuer and the Guarantor and each Certificate Holder (by its purchase of the Certificates) shall be deemed to have submitted for all purposes in connection with the Certificates, the Master Instrument and the Master Warrant Agent Agreement or Warrant Agent Agreement to the non-exclusive jurisdiction of the courts of Singapore. The Guarantee shall be governed by and construed in accordance with Singapore law.

16. Prescription

Claims against the Issuer for payment of any amount in respect of the Certificates will become void unless made within six years of the Expiry Date and, thereafter, any sums payable in respect of such Certificates shall be forfeited and shall revert to the Issuer.

17. Contracts (Rights of Third Parties) Act 2001 of Singapore

Unless otherwise provided in the Global Warrant, the Master Instrument and the Master Warrant Agent Agreement or Warrant Agent Agreement, a person who is not a party to any contracts made pursuant to the Global Warrant, the Master Instrument and the Master Warrant Agent Agreement or Warrant Agent Agreement has no rights under the Contracts (Rights of Third Parties) Act 2001 of Singapore to enforce any terms of such contracts. Except as expressly provided herein, the consent of any third party is not required for any subsequent agreement by the parties hereto to amend or vary (including any release or compromise of any liability) or terminate such contracts.

SUMMARY OF THE ISSUE

The following is a summary of the issue and should be read in conjunction with, and is qualified by reference to, the other information set out in this document and the Base Listing Document. Terms used in this Summary are defined in the Conditions.

Issuer:	SG Issuer
Company:	Nvidia Corporation
The Certificates:	European Style Cash Settled Long Certificates relating to the Underlying Stock
Number:	3,000,000 Certificates
Form:	The Certificates will be issued subject to, and with the benefit of, a master instrument by way of deed poll dated 13 June 2025 (the “ Master Instrument ”) and executed by the Issuer and the Guarantor and a master warrant agent agreement dated 29 May 2017 (the “ Master Warrant Agent Agreement ”) and made between the Issuer, the Guarantor and the Warrant Agent (as amended and/or supplemented from time to time).
Cash Settlement Amount:	In respect of each Certificate, is the amount (if positive) equal to: Notional Amount per Certificate x Closing Level
Denominations:	Certificates are represented by a global warrant in respect of all the Certificates.
Exercise:	The Certificates may only be exercised on the Expiry Date or if the Expiry Date is not a Business Day, the immediately preceding Business Day, in a Board Lot or integral multiples thereof. Certificate Holders will not be required to deliver an exercise notice. If the Cash Settlement Amount (less any Exercise Expenses) is positive, all Certificates will be deemed to have been automatically exercised at 10:00 a.m. (Singapore time) on the Expiry Date or if the Expiry Date is not a Business Day, the immediately preceding Business Day. The Cash Settlement Amount less the Exercise Expenses in respect of the Certificates shall be paid in the manner set out in Condition 4(c) of the Conditions. In the event the Cash Settlement Amount (less any Exercise Expenses) is zero, all Certificates shall be deemed to have expired at 10:00 a.m. (Singapore time) on the Expiry Date or if the Expiry Date is not a Business Day, the immediately preceding Business Day, and Certificate Holders shall not be entitled to receive any payment from the Issuer in respect of the Certificates.
Exercise and Trading Currency:	SGD
Board Lot:	100 Certificates

- Transfers of Certificates: Certificates may only be transferred in Board Lots (or integral multiples thereof). All transfers in Certificates, in the open market or otherwise, must be effected through a securities account with CDP. Title will pass upon registration of the transfer in the records of CDP.
- Listing: Application has been made to the SGX-ST for permission to deal in and for quotation of the Certificates and the SGX-ST has agreed in principle to grant permission to deal in and for quotation of the Certificates. Issue of the Certificates is conditional on such listing being granted. It is expected that dealings in the Certificates on the SGX-ST will commence on or about 9 June 2026.
- Governing Law: The laws of Singapore
- Warrant Agent: The Central Depository (Pte) Limited
4 Shenton Way
#02-01 SGX Centre 2
Singapore 068807
- Further Issues: Further issues which will form a single series with the Certificates will be permitted, subject to the approval of the SGX-ST.

The above summary is qualified in its entirety by reference to the detailed information appearing elsewhere in this document and the Base Listing Document.

INFORMATION RELATING TO THE EUROPEAN STYLE CASH SETTLED LONG CERTIFICATES ON SINGLE EQUITIES

What are European Style Cash Settled Long Certificates on Single Equities?

European style cash settled long certificates on single equities (the “**Certificates**”) are structured products relating to the Underlying Stock and the return on a Certificate is linked to the performance of the Leverage Strategy.

A) Cash Settlement Amount Payable upon the Exercise of the Certificates at Expiry

Upon the exercise of the Certificates at expiry, the Certificate Holders would be paid a Cash Settlement Amount in respect of each Certificate.

The Cash Settlement Amount, in respect of each Certificate, shall be an amount payable in the Settlement Currency equal to the Closing Level multiplied by the Notional Amount per Certificate.

The Closing Level, in respect of each Certificate, shall be an amount payable in the Settlement Currency equal to (1) divided by (2) less (3) subject to any adjustments such as (4), where:

- (1) is the Final Reference Level multiplied by the Final Exchange Rate;
- (2) is the Initial Reference Level multiplied by the Initial Exchange Rate;
- (3) is the Strike Level; and
- (4) is the Hedging Fee Factor.

If the Cash Settlement Amount (less any Exercise Expenses) is positive, all Certificates shall be deemed to have been automatically exercised and investors will receive a Cash Settlement Amount. If the Cash Settlement Amount (less any Exercise Expenses) is zero, all Certificates shall be deemed to have expired. Please refer to the section headed “Terms and Conditions of the European Style Cash Settled Long/Short Certificates on Single Equities” for further details on the calculation of the Cash Settlement Amount.

The Certificates are only suitable for investors who believe that the price of the Underlying Stock will increase and are seeking short-term leveraged exposure to the Underlying Stock.

B) Trading the Certificates before Expiry

If the Certificate Holders want to cash out their investments in the Certificates before the expiry of the Certificates, they may sell the Certificates in the secondary market during the life of the Certificates, and would be subject to the following fees and charges:

- (i) For Certificate Holders who trade the Certificates intraday: shall pay normal transaction and brokerage fees for the trading of the Certificates on the SGX-ST, and may be required to pay stamp taxes or other documentary charges in accordance with the laws and practices of the country where the Certificates are transferred; and
- (ii) For Certificate Holders who hold the Certificates beyond market close of the SGX-ST: in addition to the normal transaction and brokerage fees and applicable stamp taxes, would also be required to bear the Management Fee and Gap Premium as well as certain costs embedded within the Leverage Strategy including the Funding Cost and Rebalancing Cost. Due to the difference in trading hours of the SGX-ST and the Relevant Stock Exchange for the Underlying Stock, unless investors exit their position within the same SGX-ST trading day, they would bear the annualised costs.

Illustration of the Calculation of Hedging Fee Factor

Hedging Fee Factor	=	Product of the Daily Fees
--------------------	---	---------------------------

Daily Fees	=	Daily Management Fee Adjustment	
		$1 - \text{Management Fee} \times \text{ACT} (t-1;t) / 360$	
		x	
		Daily Gap Premium Adjustment	
		$1 - \text{Gap Premium} (t-1) \times \text{ACT} (t-1;t) / 360$	

Illustration of the Calculation of Cash Settlement Amount

Cash Settlement Amount = Final Value of Certificates – Strike Level (zero)

Value of Certificates	=	$t=0$	x	$t=1$	x	$t=2$	x ...	$t=i$
		Notional Amount		Leverage Strategy daily performance ⁷ x Daily Fees		Leverage Strategy daily performance x Daily Fees		Leverage Strategy Daily performance x Daily Fees

Value of Certificates	=	$t=0$	x	Product of the daily Leverage Strategy Performance		x	Product of the Daily Fees (Hedging Fee Factor)	
		Notional Amount		Leverage Strategy daily performance x Leverage Strategy daily performance	Daily Fees x Daily Fees			

Final Value of Certificates	=	$t=0$	x	Final Reference Level x Final Exchange Rate ÷ Initial Reference Level x Initial Exchange Rate		x	Hedging Fee Factor
		Notional Amount					

Illustration of the applicable fees and charges for an intraday trading scenario

Hedging Fee is implemented overnight in the price of the Certificate. As a consequence, when trading intraday within SGX-ST trading hours, investors will not bear any Hedging Fee.

Investors will only support bid/ask costs, which are the difference between the price at which the Designated Market Maker purchases (bid) and sells (ask) the Certificate at any point of time.

⁶ "t" refers to "Observation Date" which means each Underlying Stock Business Day (subject to Market Disruption Event) from (and including) the Underlying Stock Business Day immediately preceding the Expected Listing Date to the Valuation Date on which no Market Disruption Event occurs.

⁷ Leverage Strategy daily performance is computed as the Leverage Strategy Closing Level on Business Day (t) divided by the Leverage Strategy Closing Level on Business Day (t-1).

Example of Calculation of Hedging Fee Factor and Cash Settlement Amount

The example is purely hypothetical. We include the example to illustrate how the Certificates work, and you MUST NOT rely on them as any indication of the actual return or what the payout on the Certificates might actually be. The example also assumes a product which expires 16 days after listing date, to illustrate the daily calculation of price, costs and fees from listing date to expiry date.

Assuming an investor purchases the following Certificates at the Issue Price:

Underlying Stock:	Common Stock of Nvidia Corporation
Expected Listing Date:	03/07/2018
Expiry Date:	18/07/2018
Initial Reference Level:	1,000
Initial Exchange Rate:	1
Final Reference Level:	1,200
Final Exchange Rate:	1
Issue Price:	5.00 SGD
Notional Amount per Certificate:	5.00 SGD
Management Fee (p.a.):	0.40%
Gap Premium (p.a.):	13.50%
Strike Level:	Zero

Hedging Fee Factor

Hedging Fee Factor on the n^{th} Underlying Stock Business Day after issuance of Certificate ("HFF (n)") is calculated as follows:

$$\text{HFF}(0) = 100\%$$

On Next Calendar Day (assuming it is an Underlying Stock Business Day):

$$\text{HFF}(1) = \text{HFF}(0) \times \left(1 - \text{Management Fee} \times \frac{\text{ACT}(t-1; t)}{360}\right) \times \left(1 - \text{Gap Premium} \times \frac{\text{ACT}(t-1; t)}{360}\right)$$

$$\text{HFF}(1) = 100\% \times \left(1 - 0.40\% \times \frac{1}{360}\right) \times \left(1 - 13.50\% \times \frac{1}{360}\right)$$

$$\text{HFF}(1) = 100\% \times 99.9989\% \times 99.9625\% \approx 99.9614\%$$

Assuming 2nd Underlying Stock Business Day falls 3 Calendar Days after 1st Underlying Stock Business Day:

$$\text{HFF}(2) = \text{HFF}(1) \times \left(1 - \text{Management Fee} \times \frac{\text{ACT}(t-1; t)}{360}\right) \times \left(1 - \text{Gap Premium} \times \frac{\text{ACT}(t-1; t)}{360}\right)$$

$$\text{HFF (2)} = 99.9614\% \times \left(1 - 0.40\% \times \frac{3}{360}\right) \times \left(1 - 13.50\% \times \frac{3}{360}\right)$$

$$\text{HFF (2)} = 99.9614\% \times 99.9967\% \times 99.8875\% \approx 99.8456\%$$

The same principle applies to the following Underlying Stock Business Days:

$$\text{HFF (n)} = \text{HFF (n - 1)} \times \left(1 - \text{Management Fee} \times \frac{\text{ACT (t - 1; t)}}{360}\right) \times \left(1 - \text{Gap Premium} \times \frac{\text{ACT (t - 1; t)}}{360}\right)$$

In this example, the Hedging Fee Factor as of the Valuation Date would be equal to 99.4223% as illustrated below:

Date	HFF
03/07/2018	100.0000%
04/07/2018	99.9614%
05/07/2018	99.9228%
06/07/2018	99.8842%
09/07/2018	99.7685%
10/07/2018	99.7300%
11/07/2018	99.6915%
12/07/2018	99.6530%
13/07/2018	99.6145%
16/07/2018	99.4991%
17/07/2018	99.4607%
18/07/2018	99.4223%

Cash Settlement Amount

In this example, the Closing Level and the Cash Settlement Amount would be computed as follows:

$$\begin{aligned} \text{Closing Level} &= [(\text{Final Reference Level} \times \text{Final Exchange Rate}) / (\text{Initial Reference Level} \times \text{Initial Exchange Rate}) - \text{Strike Level}] \times \text{Hedging Fee Factor} \\ &= [(1200 \times 1) / (1000 \times 1) - 0] \times 99.4223\% \\ &= 119.31\% \end{aligned}$$

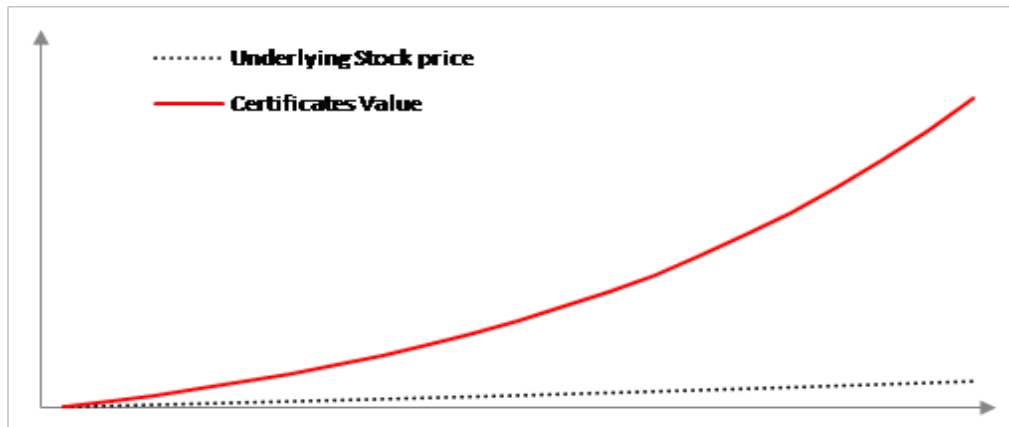
$$\begin{aligned} \text{Cash Settlement Amount} &= \text{Closing Level} \times \text{Notional Amount per Certificate} \\ &= 119.31\% \times 5.00 \text{ SGD} \\ &= \mathbf{5.966 \text{ SGD}} \end{aligned}$$

Illustration on how returns and losses can occur under different scenarios

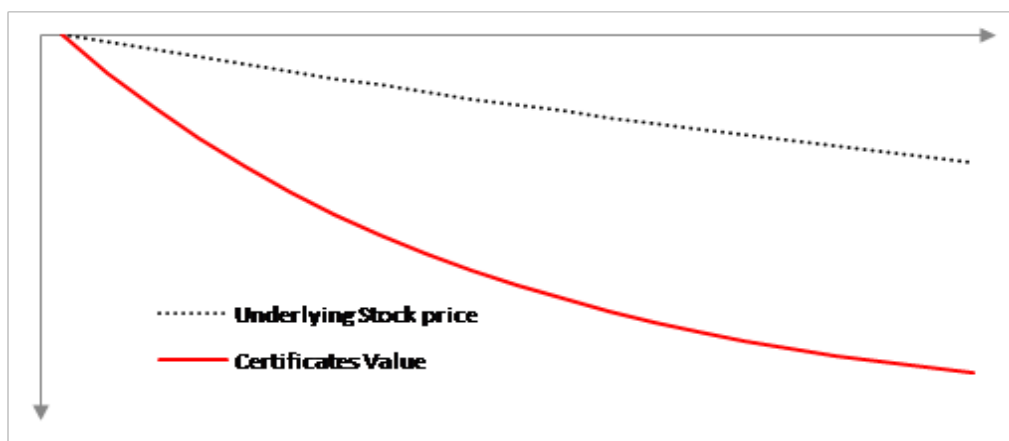
The examples are purely hypothetical and do not take fees and charges payable by investors into consideration. The examples highlight the effect of the Underlying Stock performance on the value of the Certificates and do not take into account the possible influence of fees or any other market parameters.

1. Illustrative examples

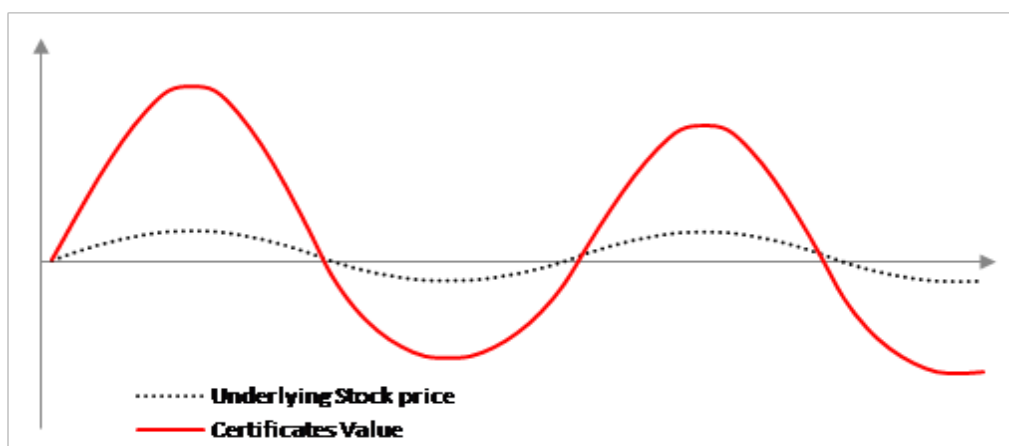
Scenario 1 – Upward Trend (during US trading hours)



Scenario 2 – Downward Trend (during US trading hours)



Scenario 3 – Volatile Market (during US trading hours)



2. Numerical Examples

Scenario 1 – Upward Trend

Underlying Stock						
	Day 0	Day 1	Day 2	Day 3	Day 4	Day 5
Daily return		2.0%	2.0%	2.0%	2.0%	2.0%
Value at end of US trading day	10,000.0	10,200.0	10,404.0	10,612.1	10,824.3	11,040.8
Accumulated Return	0.00%	2.00%	4.04%	6.12%	8.24%	10.41%

Value of the Certificates						
	Day 0	Day 1	Day 2	Day 3	Day 4	Day 5
Daily return		6.0%	6.0%	6.0%	6.0%	6.0%
Value at end of US trading day	5.00	5.30	5.62	5.96	6.31	6.69
Accumulated Return	0.00%	6.00%	12.36%	19.10%	26.25%	33.82%

Scenario 2 – Downward Trend

Underlying Stock						
	Day 0	Day 1	Day 2	Day 3	Day 4	Day 5
Daily return		-2.0%	-2.0%	-2.0%	-2.0%	-2.0%
Value at end of US trading day	10,000.0	9,800.0	9,604.0	9,411.9	9,223.7	9,039.2
Accumulated Return	0.00%	-2.00%	-3.96%	-5.88%	-7.76%	-9.61%

Value of the Certificates						
	Day 0	Day 1	Day 2	Day 3	Day 4	Day 5
Daily return		-6.0%	-6.0%	-6.0%	-6.0%	-6.0%
Value at end of US trading day	5.00	4.70	4.42	4.15	3.90	3.67
Accumulated Return	0.00%	-6.00%	-11.64%	-16.94%	-21.93%	-26.61%

Scenario 3 – Volatile Market

Underlying Stock						
	Day 0	Day 1	Day 2	Day 3	Day 4	Day 5
Daily return		2.0%	-2.0%	2.0%	-2.0%	2.0%
Value at end of US trading day	10,000.0	10,200.0	9,996.0	10,195.9	9,992.0	10,191.8
Accumulated Return	0.00%	2.00%	-0.04%	1.96%	-0.08%	1.92%

Value of the Certificates						
	Day 0	Day 1	Day 2	Day 3	Day 4	Day 5
Daily return		6.0%	-6.0%	6.0%	-6.0%	6.0%
Value at end of US trading day	5.00	5.30	4.98	5.28	4.96	5.26
Accumulated Return	0.00%	6.00%	-0.36%	5.62%	-0.72%	5.24%

Description of Air Bag Mechanism

The Certificates integrate an “Air Bag Mechanism” which is designed to reduce exposure to the Underlying Stock during extreme market conditions.

When the Air Bag triggers, the following events occur:

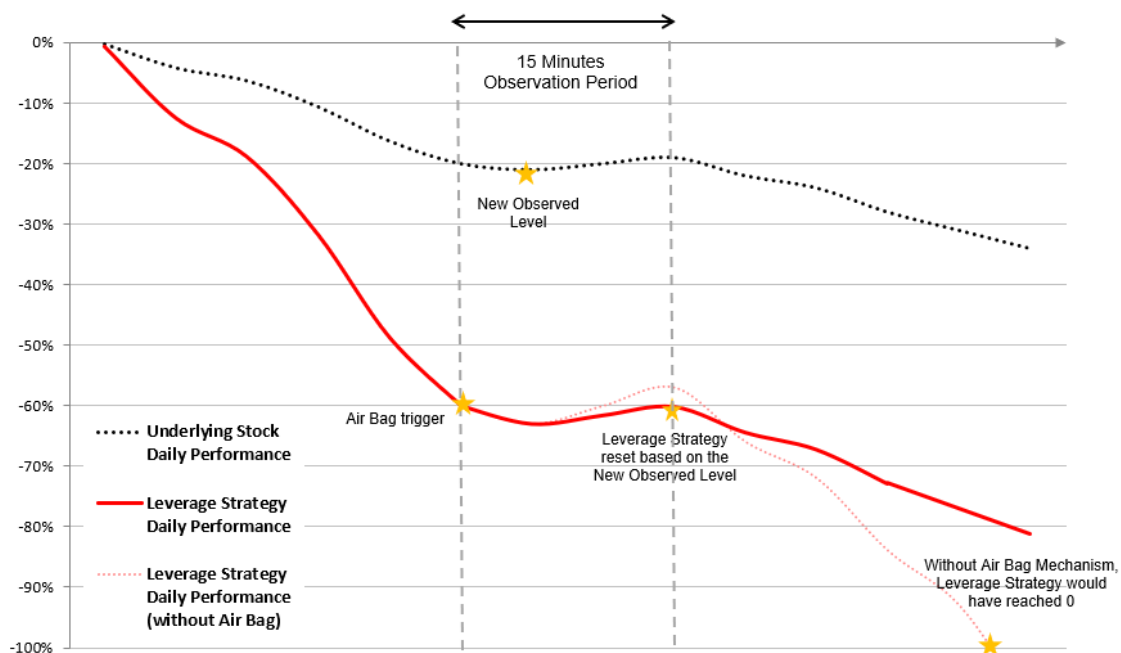
- **Observation Period:** the price of the Underlying Stock is observed and its minimum price is recorded (i) during 15 minutes of continuous trading after the Air Bag is triggered, or (ii) until Market Close if there is less than 15 minutes of continuous trading until Market Close when the Air Bag Mechanism is triggered; and thereafter
- **Reset Period:** the Leverage Strategy is reset using the minimum price of the Underlying Stock during the Observation Period as the New Observed Price. The New Observed Price replaces the last closing price of the Underlying Stock in order to compute the performance of the Leverage Strategy after the reset.

With **Market Close** defined as:

- the Underlying Stock closing time with respect to the Observation Period

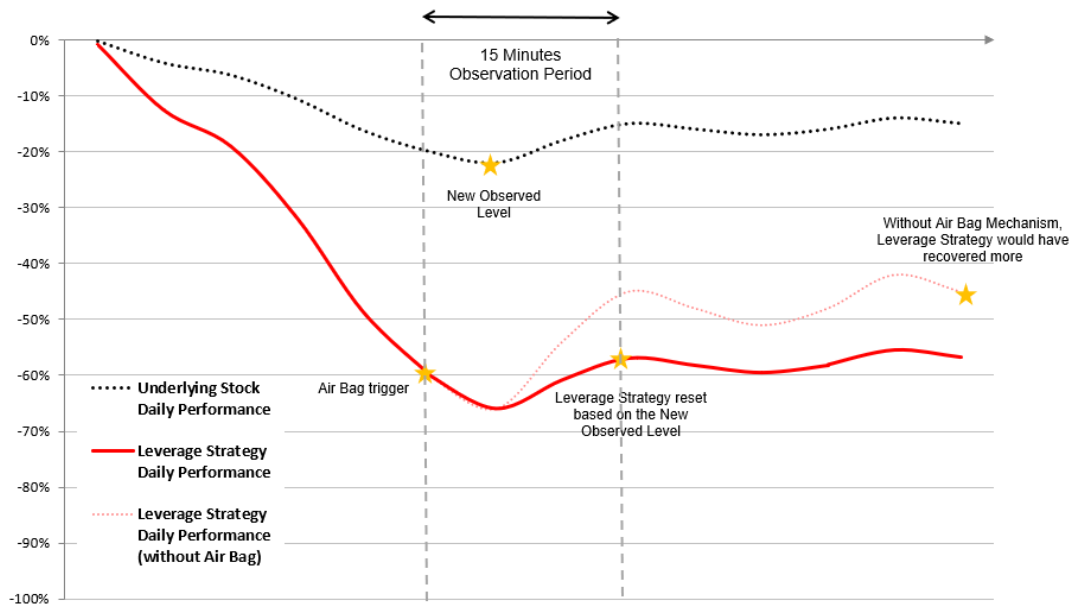
Illustrative examples of the Air Bag Mechanism⁸

Scenario 1 – Downward Trend after Air Bag trigger (during US trading hours)

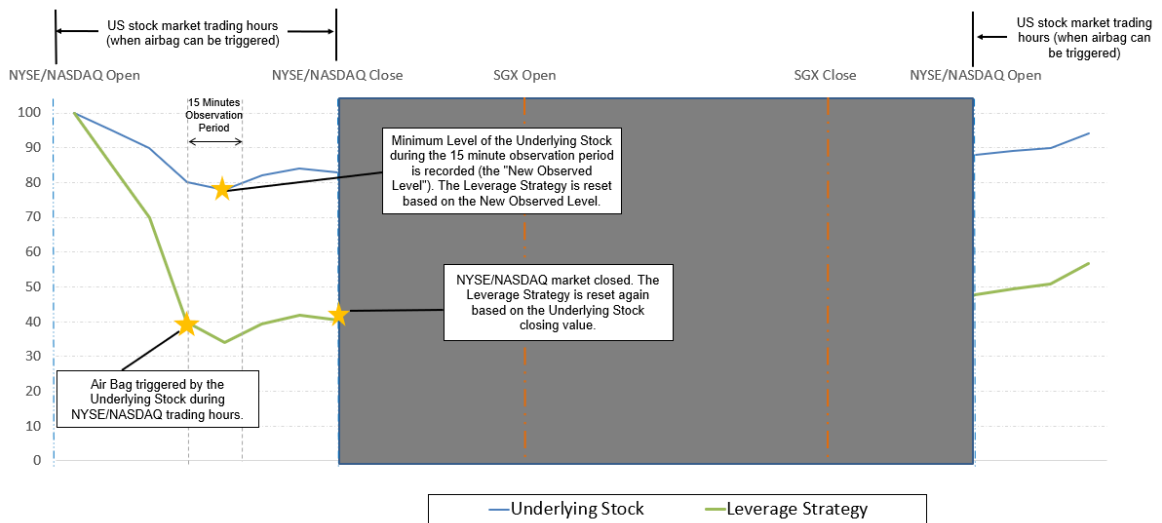


⁸ The illustrative examples are not exhaustive. The illustrative examples above are designed to illustrate the impact of the Air Bag Mechanism on the assumption that there will be a residual value in the Certificates following the Air Bag triggers. Please refer to “Scenarios where the investor may lose the entire value of the investment” on pages 53 to 54 on hypothetical scenarios when investors may lose their entire value of the investment.

Scenario 2 – Upward Trend after Air Bag trigger (during US trading hours)



- **The Air Bag Mechanism can only be triggered during trading hours of the Relevant Stock Exchange for the Underlying Stock**

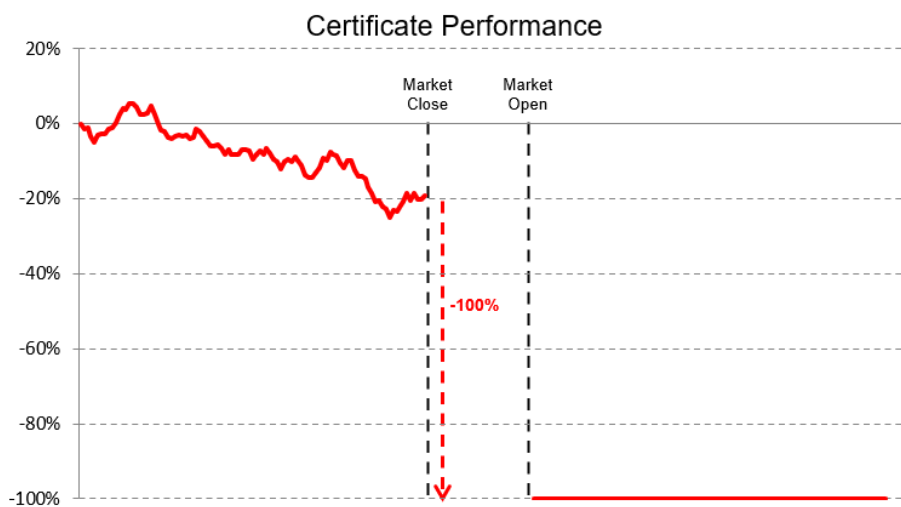
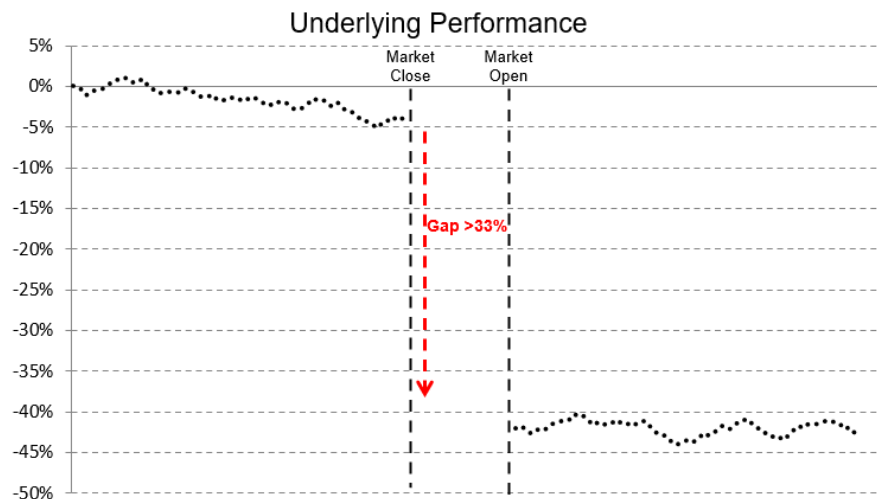


Scenarios where the investor may lose the entire value of the investment

The scenarios below are purely hypothetical and do not take fees and charges payable by investors into consideration. The scenarios highlight cases where the Certificates may lose 100% of their value.

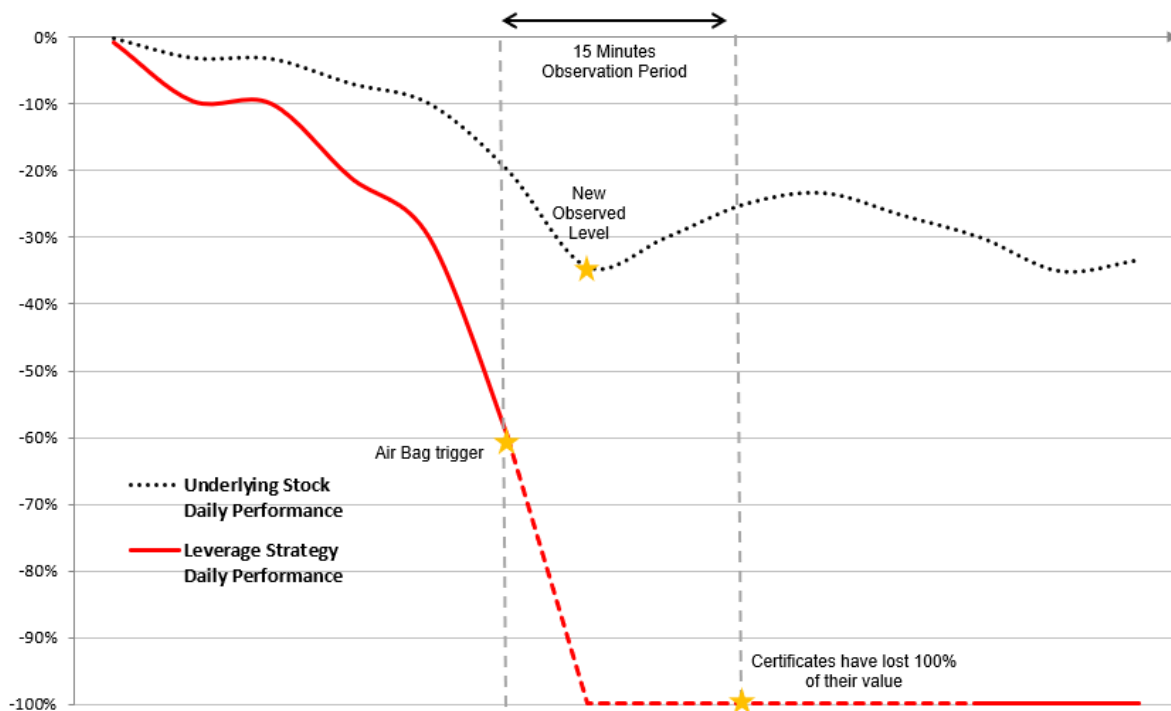
Scenario 1 – Fall of the Underlying Stock outside of US trading hours

On any Underlying Stock Business Day, the opening price of the Underlying Stock may be higher or lower than the closing price on the previous trading day of the Relevant Stock Exchange for the Underlying Stock. The difference between the previous closing price and the opening price of the Underlying Stock is termed a “gap”. If the opening price of the Underlying Stock is approximately 33% or more below the closing price on the previous trading day of the Relevant Stock Exchange for the Underlying Stock, the Air Bag Mechanism may only be triggered during the trading hours of the Relevant Stock Exchange for the Underlying Stock, and the Certificates would lose their entire value in such event. In such case, as the Certificates became valueless during the US trading hours, at subsequent SGX-ST open, the DMM may not provide any quotation on the Certificates and the Issuer may apply to suspend trading of the Certificates.



Scenario 2 – Sharp intraday fall of the Underlying Stock during US trading hours

Although the Air Bag Mechanism is designed to reduce the exposure to the Underlying Stock during extreme market conditions, the Certificates can lose 100% of their value in the event the price of the Underlying Stock falls by approximately 33% or more within the 15 minutes Observation Period compared to the reference price, being: (i) if air bag has not been previously triggered on the same day, the previous closing price of the Underlying Stock, or (ii) if one or more air bag have been previously triggered on the same day, the latest New Observed Price. The Certificates would lose their entire value in such event. In such case, as the Certificates became valueless during the US trading hours, at subsequent SGX-ST open, the DMM may not provide any quotation on the Certificates and the Issuer may apply to suspend trading of the Certificates.



Examples and illustrations of adjustments due to certain corporate actions

The examples are purely hypothetical and do not take fees and charges payable by investors into consideration. The examples highlight the effect of corporate actions on the value of the Certificates and do not take into account the possible influence of fees, exchange rates, or any other market parameters.

In the case of any corporate action on the Underlying Stock, the Calculation Agent will, as soon as reasonably practical after it becomes aware of such event, determine whether such corporate action has a dilutive or concentrative effect on the theoretical value of the Underlying Stock, and if so, will (a) calculate the corresponding adjustment, if any, to be made to the elements relating to the Underlying Stock which are used to determine any settlement or payment terms under the Certificates and/or adjust at its discretion any other terms of the Certificates as it determines appropriate to preserve the economic equivalent of the obligations of the Issuer under the Certificates and (b) determine the effective date of such adjustment.

Notwithstanding the foregoing, in the event Observation Date (t) is an ex-date with respect to a corporate action related to the Underlying Stock, the Calculation Agent may, in its sole and absolute discretion, replace the $Rfactor_t$ with respect to such Observation Date (t) by an amount computed according to the following generic formula:

$$Rfactor_t = \left[1 - \frac{Div_t + DivExc_t - M \times R}{S_{t-1}} \right] \times \frac{1}{1 + M}$$

This formula is provided for indicative purposes and the Calculation Agent may determine that this formula is not appropriate for certain corporate actions and may apply a different formula instead.

Such adjustment of $Rfactor_t$ would affect the Leveraged Return, the Rebalancing Cost, and the Underlying Reference Price used to determine the Intraday Restrike Event. The Air Bag Mechanism would not be triggered if the stock price falls by 20% exclusively because of the dilutive effect of a corporate action.

Where:

$DivExc_t$ is the amount received as an Extraordinary Dividend by a holder of existing Shares for each Share held prior to the Extraordinary Dividend, net of any applicable withholding taxes.

M is the number of new Share(s) (whether a whole or a fraction) per existing Share each holder thereof is entitled to subscribe or to receive (positive amount) or the number of existing Shares redeemed or canceled per existing Share (negative amount), as the case may be, resulting from the corporate action.

R is the subscription price per Share (positive amount) or the redemption price per Share (negative amount) including any dividends or other benefits forgone to be subscribe to or to receive (as applicable), or to redeem a Share.

1. Stock split

Assuming the Underlying Stock is subject to a 1 to 2 stock split (i.e. 1 new Share for every 1 existing share):

$$S_{t-1} = \$100$$

$$S_t = \$51$$

$$Div_t = \$0$$

$$DivExc_t = \$0$$

M = 1 (i.e. 1 new Shares for 1 existing Share)

R = \$0 (no subscription price / redemption price)

$$Rfactor_t = \left[1 - \frac{0 + 0 - 2 \times 0}{100} \right] \times \frac{1}{1 + 1} = 50\%$$

As a consequence:

$$LR_{t-1,t} = \text{Leverage} \times \left(\frac{S_t}{S_{t-1} \times Rfactor_t} - 1 \right) = 3 \times \left(\frac{51}{100 \times 50\%} - 1 \right) = 6\%$$

S_{t-1}	$S_{t-1} \times Rfactor_t$	S_t	Adjusted Underlying Stock Performance
100	50	51	2%

Value of the Certificate (t-1)	Value of the Certificate (t)	Certificates' performance (excluding any cost and fees)
5.00	5.30	6%

In such case an Intraday Restrike Event would occur if the Underlying Stock price falls to \$40.0, which is 20% below \$50, the Underlying Stock Reference Price.

2. Share Consolidation

Assuming the Underlying Stock is subject to a 2 to 1 share consolidation (i.e. 1 Share canceled for every 2 existing Shares):

$$S_{t-1} = \$100$$

$$S_t = \$202$$

$$Div_t = \$0$$

$$DivExc_t = \$0$$

M = -0.5 (i.e. 0.5 Shares canceled for each 1 existing Share)

R = \$0 (no subscription price / redemption price)

$$Rfactor_t = \left[1 - \frac{0 + 0 - (-0.5) \times 0}{100} \right] \times \frac{1}{1 + (-0.5)} = 200\%$$

As a consequence:

$$LR_{t-1,t} = \text{Leverage} \times \left(\frac{S_t}{S_{t-1} \times Rfactor_t} - 1 \right) = 3 \times \left(\frac{202}{100 \times 200\%} - 1 \right) = 3\%$$

S_{t-1}	$S_{t-1} \times Rfactor_t$	S_t	Adjusted Underlying Stock Performance
100	200	202	1%

Value of the Certificate (t-1)	Value of the Certificate (t)	Certificates' performance (excluding any cost and fees)
5.00	5.15	3%

In such case an Intraday Restrike Event would occur if the Underlying Stock price falls to \$160, which is 20% below \$200, the Underlying Stock Reference Price.

3. Rights Issues

Assuming there is a rights issue with respect to the Underlying Stock, with a right to receive 1 new Share for every 2 existing Shares, for a subscription price of \$40.

$$S_{t-1} = \$100$$

$$S_t = \$84$$

$$Div_t = \$0$$

$$DivExc_t = \$0$$

$$R = \$40 \text{ (i.e. subscription price of \$40)}$$

$$M = 0.5 \text{ (i.e. 1 new share for every 2 existing shares)}$$

$$Rfactor_t = \left[1 - \frac{0 + 0 - 0.5 \times 40}{100} \right] \times \frac{1}{1 + 0.5} = 80\%$$

As a consequence:

$$LR_{t-1,t} = \text{Leverage} \times \left(\frac{S_t}{S_{t-1} \times Rfactor_t} - 1 \right) = 3 \times \left(\frac{84}{100 \times 80\%} - 1 \right) = 15\%$$

S_{t-1}	$S_{t-1} \times Rfactor_t$	S_t	Adjusted Underlying Stock Performance
100	80	84	5%

Value of the Certificate (t-1)	Value of the Certificate (t)	Certificates' performance (excluding any cost and fees)
5.00	5.75	15%

In such case an Intraday Restrike Event would occur if the Underlying Stock price falls to \$64, which is 20% below \$80, the Underlying Stock Reference Price.

4. Bonus Issues

Assuming there is a bonus issue with respect to the Underlying Stock, where shareholders receive 1 bonus share for 5 existing shares:

$$S_{t-1} = \$100$$

$$S_t = \$85$$

$$\text{Div}_t = \$0$$

$$\text{DivExc}_t = \$0$$

$$R = \$0$$

$M = 0.2$ (i.e. 1 new share for 5 existing shares)

$$Rfactor_t = \left[1 - \frac{0 + 0 - 0.2 \times 0}{100} \right] \times \frac{1}{1 + 0.2} = 83.33\%$$

As a consequence:

$$LR_{t-1,t} = \text{Leverage} \times \left(\frac{S_t}{S_{t-1} \times Rfactor_t} - 1 \right) = 3 \times \left(\frac{85}{100 \times 83.33\%} - 1 \right) = 6\%$$

S_{t-1}	$S_{t-1} \times Rfactor_t$	S_t	Adjusted Underlying Stock Performance
100	83.33	85	2%

Value of the Certificate (t-1)	Value of the Certificate (t)	Certificates' performance (excluding any cost and fees)
5.00	5.30	6%

In such case an Intraday Restrike Event would occur if the Underlying Stock price falls to \$66.66, which is 20% below \$83.33, the Underlying Stock Reference Price.

5. Extraordinary Dividend

Assuming there is an extraordinary dividend of \$20 (net of taxes) paid in respect of each stock.

$$S_{t-1} = \$100$$

$$S_t = \$84$$

$$\text{Div}_t = \$0$$

$$\text{DivExc}_t = \$20$$

$$R = \$0$$

$$M = 0$$

$$Rfactor_t = \left[1 - \frac{0 + 20 - 0 \times 0}{100} \right] \times \frac{1}{1 + 0} = 80\%$$

As a consequence:

$$LR_{t-1,t} = \text{Leverage} \times \left(\frac{S_t}{S_{t-1} \times Rfactor_t} - 1 \right) = 3 \times \left(\frac{84}{100 \times 80\%} - 1 \right) = 15\%$$

S_{t-1}	$S_{t-1} \times Rfactor_t$	S_t	Adjusted Underlying Stock Performance
100	80	84	5%

Value of the Certificate (t-1)	Value of the Certificate (t)	Certificates' performance (excluding any cost and fees)
5.00	5.75	15%

In such case an Intraday Restrike Event would occur if the Underlying Stock price falls to \$64, which is 20% below \$80, the Underlying Stock Reference Price.

INFORMATION RELATING TO THE COMPANY

All information contained in this document regarding the Company, including, without limitation, its financial information, is derived from publicly available information which appears on the web-site of NASDAQ at www.nasdaq.com and/or the Company's web-site at <https://investor.nvidia.com/>. The Issuer has not independently verified any of such information.

Nvidia Corporation (the “**Company**” or “**NVIDIA**”) pioneered accelerated computing to help solve the most challenging computational problems. Since its original focus on PC graphics, it has expanded to several other large and important computationally intensive fields. Fueled by the sustained demand for exceptional 3D graphics and the scale of the gaming market, NVIDIA has leveraged its GPU architecture to create platforms for scientific computing, AI, data science, autonomous vehicles, robotics, and digital twin applications. NVIDIA is now a data center-scale AI infrastructure company reshaping all industries.

The information set out in Appendix I of this document relates to the quarterly report of the Company and its subsidiaries for the period ended 26 April 2026 and has been extracted and reproduced from an announcement by the Company dated 20 May 2026 in relation to the same. Further information relating to the Company may be located on the web-site of NASDAQ at www.nasdaq.com.

INFORMATION RELATING TO THE DESIGNATED MARKET MAKER

Societe Generale has been appointed the designated market maker (“**DMM**”) for the Certificates. The DMM will provide competitive buy and sell quotes for the Certificates continuously during the trading hours of the SGX-ST on the following basis:

- (a) Maximum bid and offer spread : (i) when the best bid price of the Certificate is S\$10 and below: 10 ticks or S\$0.20 whichever is greater; and
(ii) when the best bid price of the Certificate is above S\$10: 5% of the best bid price of the Certificate.
- (b) Minimum quantity subject to bid and offer spread : 10,000 Certificates
- (c) Last Trading Day for Market Making : The date falling 5 Business Days immediately preceding the Expiry Date

In addition, the DMM may not provide quotations in the following circumstances:

- (i) during the pre-market opening and five minutes following the opening of the SGX-ST on any trading day;
- (ii) if the Certificates are valueless (where the Issuer’s bid price is below the minimum bid size for such securities as prescribed by the SGX-ST);
- (iii) when trading in the Underlying Stock is suspended or limited in a material way for any reason (including price quote limits activated by the Relevant Stock Exchange for the Underlying Stock or otherwise⁹), for the avoidance of doubt, the DMM is not obliged to provide quotation for the Certificate at any time when the Underlying Stock is not negotiated/traded for any reason during the last trading session of the Relevant Stock Exchange for the Underlying Stock;
- (iv) when trading of the Underlying Stock on any Related Exchange, or access to pricing information of the Underlying Stock on any Related Exchange is suspended, not available, or limited in a material way for any reason (including price quote limits activated by the Related Exchange on such Underlying Stock or otherwise);
- (v) where the Certificates are suspended from trading for any reason including, but without limitation, as a result of trading in the Underlying Stock on any Related Exchange being suspended, or trading generally on any Related Exchange being suspended;
- (vi) market disruption events, including, without limitation, any suspension of or limitation imposed on trading (including but not limited to unforeseen circumstances such as by reason of movements in price exceeding limits permitted by the SGX-ST or the Relevant Stock Exchange for the Underlying Stock⁹ or any Related Exchange for the Underlying Stock, or any act of God, war, riot, public disorder, explosion, terrorism or otherwise) in the Underlying Stock, or in trading of the Underlying Stock on any Related Exchange;

⁹ Price quote limits activated by the Relevant Stock Exchange for the Underlying Stock are not applicable to the market making of the Certificates (as defined herein).

- (vii) where the Issuer or the DMM faces technical problems affecting the ability of the DMM to provide bids and offer quotations;
- (viii) where the ability of the Issuer to source a hedge or unwind an existing hedge, as determined by the Issuer in good faith, is materially affected by the prevailing market conditions, and the Issuer informs the SGX-ST of its inability to do so as soon as practicable;
- (ix) in cases where the Issuer has no Certificates to sell, then the DMM will only provide bid quotations. The DMM may provide intermittent offer quotations when it has inventory of the Certificates;
- (x) if the SGX-ST, the Relevant Stock Exchange for the Underlying Stock or any Related Exchange experiences exceptional price movement and volatility;
- (xi) when any Related Exchange(s) relating to the trading of the Underlying Stock and the Relevant Stock Exchange for the Underlying Stock are not open for dealings concurrently;
- (xii) when it is a public holiday in Singapore and the SGX-ST is not open for dealings; and
- (xiii) during trading hours of the SGX-ST on any Business Day when it is a public holiday in the United States and the Relevant Stock Exchange for the Underlying Stock is not open for dealings.

The last trading day on which the DMM will provide competitive quotations for the Certificates would be the fifth Business Day immediately preceding the Expiry Date.

SUPPLEMENTAL INFORMATION RELATING TO THE ISSUER

The information set out in Appendix II of this document is a reproduction of the Issuer's condensed financial statements as at and for the year ended 31 December 2025.

The information below sets out the updated information relating to the Issuer and supersedes in its entirety the section in Appendix 2 of the Base Listing Document entitled "**4. Management and Supervision**":

"Pursuant to SG Issuer's Articles of Association, SG Issuer is managed by a board of directors under the supervision of a supervisory board. The members of the board of directors as at 15 May 2026 are Laurent Simonet, Thierry Bodson, Yves Cacclin, François Caralp, Olivier Pelsser, Simon-Pierre Silga and Samuel Worobel (each individually a "**Director**" and collectively the "**Board of Directors**"). The members of the supervisory board as at 15 May 2026 are Peggy Veniant Cottin, Laurent Weil, Faouzi Borgi, Pinon Charles and Gregory Claudy. Save for Gregory Claudy who is an independent director, all members of the Board of Directors and the Supervisory Board hold full-time positions within the Societe Generale Group.

The business address of Laurent Simonet, François Caralp, Samuel Worobel, Laurent Weil and Faouzi Borgi as at 15 May 2026 is Tour Societe Generale, 17, Cours Valmy, F-92897 Paris-La Défense 7, France. The business address of Thierry Bodson, Yves Cacclin, Peggy Veniant Cottin, Simon-Pierre Silga, Pinon Charles and Olivier Pelsser as at 15 May 2026 is 11, avenue Emile Reuter, L-2420 Luxembourg. The business address of Gregory Claudy as at 15 May 2026 is 225a, rue du Burgknapp, B-6717 Heinstert."

SUPPLEMENTAL INFORMATION RELATING TO THE GUARANTOR

The information set out in Appendix III of this document is a reproduction of the press release dated 30 April 2026 containing the Guarantor's consolidated financial results for the first quarter ended 31 March 2026.

On 7 May 2026, the share capital of Societe Generale changed to EUR 930,492,767.50, divided into 744,394,214 ordinary shares with a nominal value of EUR 1.25 each.

SUPPLEMENTAL GENERAL INFORMATION

The information set out herein is supplemental to, and should be read in conjunction with the information set out in the Base Listing Document.

1. Save as disclosed in this document and the Base Listing Document, neither the Issuer nor the Guarantor is involved in any legal or arbitration proceedings (including any proceedings which are pending or threatened of which the Issuer or the Guarantor is aware) which may have or have had in the previous 12 months a significant effect on the financial position of the Issuer or the Guarantor in the context of the issuance of the Certificates.
2. Settlement of trades done on a normal “ready basis” on the SGX-ST generally take place on the second Business Day following the transaction. Dealing in the Certificates will take place in Board Lots in Singapore Dollar. For further details on the transfer of Certificates and their exercise, please refer to the section headed “Summary of the Issue” above.
3. It is not the current intention of the Issuer to apply for a listing of the Certificates on any stock exchange other than the SGX-ST.
4. Save as disclosed in the Base Listing Document and herein, there has been no material adverse change in the financial position or prospects of the Issuer since 31 December 2025 or the Guarantor since 31 March 2026, in the context of the issuance of Certificates hereunder.
5. The following contracts, relating to the issue of the Certificates, have been or will be entered into by the Issuer and/or the Guarantor and may be material to the issue of the Certificates:
 - (a) the Guarantee;
 - (b) the Master Instrument; and
 - (c) the Master Warrant Agent Agreement.

None of the directors of the Issuer and the Guarantor has any direct or indirect interest in any of the above contracts.

6. The reports of the Auditors of the Issuer and the Guarantor were not prepared exclusively for incorporation into this document.

The Auditors of the Issuer and the Guarantor have no shareholding in the Issuer or the Guarantor or any of its subsidiaries, nor do they have the right (whether legally enforceable or not) to subscribe for or to nominate persons to subscribe for securities of the Issuer or the Guarantor or any of its subsidiaries.
7. The Certificates are not fully covered by the Underlying Stock held by Issuer or a trustee for and on behalf of the Issuer. The Issuer has appropriate risk management capabilities to manage the issue of the Certificates.
8. Societe Generale, Singapore Branch, currently of 8 Marina Boulevard, #12-01 Marina Bay Financial Centre Tower 1, Singapore 018981, has been authorised to accept, on behalf of the Issuer and the Guarantor, service of process and any other notices required to be served on the Issuer or the Guarantor. Any notices required to be served on the Issuer or the Guarantor should be sent to Societe Generale at the above address for the attention of Societe Generale Legal Department.

9. Copies of the following documents may be inspected during usual business hours on any weekday (Saturdays, Sundays and holidays excepted) at the offices of Societe Generale, Singapore Branch at 8 Marina Boulevard, #12-01 Marina Bay Financial Centre Tower 1, Singapore 018981, during the period of 14 days from the date of this document:
- (a) the Memorandum and Articles of Association of the Issuer and the Constitutional Documents of the Guarantor;
 - (b) the latest financial reports (including the notes thereto) of the Issuer;
 - (c) the latest financial reports (including the notes thereto) of the Guarantor;
 - (d) the Base Listing Document (which can also be viewed at: <https://www.sgx.com/securities/prospectus-circulars-offer-documents>);
 - (e) this document; and
 - (f) the Guarantee.

PLACING AND SALE

General

No action has been or will be taken by the Issuer that would permit a public offering of the Certificates or possession or distribution of any offering material in relation to the Certificates in any jurisdiction where action for that purpose is required. No offers, sales or deliveries of any Certificates, or distribution of any offering material relating to the Certificates may be made in or from any jurisdiction except in circumstances which will result in compliance with any applicable laws or regulations and will not impose any obligation on the Issuer. In the event that the Issuer contemplates a placing, placing fees may be payable in connection with the issue and the Issuer may at its discretion allow discounts to placees.

Each Certificate Holder undertakes that it will inform any subsequent purchaser of the terms and conditions of the Certificates and all such subsequent purchasers as may purchase such securities from time to time shall be deemed to be a Certificate Holder for the purposes of the Certificates and shall be bound by the terms and conditions of the Certificates.

Singapore

This document has not been registered as a prospectus with the Monetary Authority of Singapore. Accordingly, this document and any other document or material in connection with the offer or sale, or invitation for subscription or purchase, of Certificates may not be circulated or distributed, nor may Certificates be offered or sold, or be made the subject of an invitation for subscription or purchase, whether directly or indirectly, to persons in Singapore other than pursuant to, and in accordance with the conditions of, any applicable provision of the Securities and Futures Act 2001 of Singapore.

Hong Kong

Each dealer has represented and agreed, and each further dealer appointed in respect of the Certificates and each other purchaser will be required to represent and agree, that:

- (a) it has not offered or sold and will not offer or sell in Hong Kong, by means of any document, any Certificates (except for Certificates which are a "structured product" as defined in the Securities and Futures Ordinance (Cap.571) of Hong Kong ("**SFO**")) other than (i) to "professional investors" as defined in the SFO and any rules made under the SFO; or (ii) in other circumstances which do not result in the document being a "prospectus", as defined in the Companies (Winding Up and Miscellaneous Provisions) Ordinance (Cap. 32) of Hong Kong ("**CWUMPO**") or which do not constitute an offer to the public within the meaning of the CWUMPO; and
- (b) it has not issued or had in its possession for the purposes of issue, and will not issue or have in its possession for the purposes of issue, whether in Hong Kong or elsewhere, any advertisement, invitation or document relating to the Certificates, which is directed at, or the contents of which are likely to be accessed or read by, the public of Hong Kong (except if permitted to do so under the securities laws of Hong Kong) other than with respect to Certificates which are or are intended to be disposed of only to persons outside Hong Kong or only to "professional investors" as defined in the SFO and any rules made under the SFO.

European Economic Area

Each dealer represents and agrees, and each further dealer appointed in respect of the Certificates will be required to represent and agree, that it has not offered, sold or otherwise made available and will not offer, sell, or otherwise make available any Certificates which are the subject of the offering as contemplated by this document to any retail investor in the European Economic Area. For the purposes of this provision:

- (a) the expression “**retail investor**” means a person who is one (or more) of the following:
 - (i) a retail client as defined in point (11) of Article 4(1) of Directive 2014/65/EU (as amended, “**MiFID II**”); or
 - (ii) a customer within the meaning of Directive (EU) 2016/97 (as amended, the Insurance Distribution Directive), where that customer would not qualify as a professional client as defined in point (10) of Article 4(1) of MiFID II; or
 - (iii) not a qualified investor as defined in Regulation (EU) 2017/1129 (as amended and superseded, the Prospectus Regulation); and
- (b) the expression “**offer**” includes the communication in any form and by any means of sufficient information on the terms of the offer and the Certificates to be offered so as to enable an investor to decide to purchase or subscribe for the Certificates.

United Kingdom

Each dealer represents and agrees, and each further dealer appointed in respect of the Certificates will be required to represent and agree, that it has not offered, sold or otherwise made available and will not offer, sell or otherwise make available any Certificates which are the subject of the offering as contemplated by this document to any retail investor in the United Kingdom. For the purposes of this provision:

- (a) the expression “**retail investor**” means a person who is one (or more) of the following:
 - (i) a retail client, as defined in point (8) of Article 2 of Regulation (EU) No 2017/565 as it forms part of domestic law by virtue of the European Union (Withdrawal) Act 2018 (“**EUWA**”); or
 - (ii) a customer within the meaning of the provisions of the Financial Services and Markets Act, as amended (the “**FSMA**”) and any rules or regulations made under the FSMA to implement Directive (EU) 2016/97, where that customer would not qualify as a professional client, as defined in point (8) of Article 2(1) of Regulation (EU) No 600/2014 as it forms part of domestic law by virtue of the EUWA; or
 - (iii) not a qualified investor as defined in Article 2 of Regulation (EU) 2017/1129 as it forms part of domestic law by virtue of the EUWA; and
- (b) the expression an “**offer**” includes the communication in any form and by any means of sufficient information on the terms of the offer and the Certificates to be offered so as to enable an investor to decide to purchase or subscribe for the Certificates.

Each dealer further represents and agrees, and each further dealer appointed in respect of the Certificates will be required to further represent and agree, that:

- (a) in respect to Certificates having a maturity of less than one year: (i) it is a person whose ordinary activities involve it in acquiring, holding, managing or disposing of investments (as principal or agent) for the purposes of its business; and (ii) it has not offered or sold and will not offer or

sell any Certificates other than to persons whose ordinary activities involve them in acquiring, holding, managing or disposing of investments (as principal or agent) for the purposes of their businesses or who it is reasonable to expect will acquire, hold, manage or dispose of investments (as principal or agent) for the purposes of their businesses where the issue of the Certificates would otherwise constitute a contravention of Section 19 of the FSMA by the Issuer;

- (b) it has only communicated or caused to be communicated and will only communicate or cause to be communicated an invitation or inducement to engage in investment activity (within the meaning of section 21 of the FSMA) received by it in connection with the issue or sale of any Certificates in circumstances in which section 21(1) of the FSMA does not apply to the Issuer or the Guarantor; and
- (c) it has complied and will comply with all applicable provisions of the FSMA with respect to anything done by it in relation to any Certificates in, from or otherwise involving the United Kingdom.

United States

The Certificates and the Guarantee have not been and will not be registered under the United States Securities Act of 1933, as amended (the “**Securities Act**”) or any state securities law, and trading in the Certificates has not been approved by the United States Commodity Futures Trading Commission (the “**CFTC**”) under the United States Commodity Exchange Act of 1936, as amended (the “**Commodity Exchange Act**”) and the Issuer has not been and will not be registered as an investment company under the United States Investment Company Act of 1940, as amended, and the rules and regulations thereunder. None of the Securities and Exchange Commission, any state securities commission or regulatory authority or any other United States, French or other regulatory authority has approved or disapproved of the Certificates or the Guarantee or passed upon the accuracy or adequacy of this document. Accordingly, Certificates, or interests therein, may not at any time be offered, sold, resold, traded, pledged, exercised, redeemed, transferred or delivered, directly or indirectly, in the United States or to, or for the account or benefit of, U.S. persons, nor may any U.S. person at any time trade, own, hold or maintain a position in the Certificates or any interests therein. In addition, in the absence of relief from the CFTC, offers, sales, re-sales, trades, pledges, exercises, redemptions, transfers or deliveries of Certificates, or interests therein, directly or indirectly, in the United States or to, or for the account or benefit of, U.S. persons, may constitute a violation of United States law governing commodities trading and commodity pools. Consequently, any offer, sale, resale, trade, pledge, exercise, redemption, transfer or delivery made, directly or indirectly, within the United States or to, or for the account or benefit of, a U.S. person will not be recognised.

Each dealer has represented and agreed, and each further dealer will be required to represent and agree, that it has not and will not at any time offer, sell, resell, trade, pledge, exercise, redeem, transfer or deliver, directly or indirectly, Certificates in the United States or to, or for the account or benefit of, any U.S. person or to others for offer, sale, resale, trade, pledge, exercise, redeem, transfer or delivery, directly or indirectly, in the United States or to, or for the account or benefit of, any such U.S. person. Any person purchasing Certificates of any tranches must agree with the relevant dealer or the seller of such Certificates that (i) it is not a U.S. Person, (ii) it will not at any time offer, sell, resell, trade, pledge, exercise, redeem, transfer or deliver, directly or indirectly, any Certificates in the United States or to, or for the account or benefit of, any U.S. person or to others for offer, sale, resale, trade, pledge, exercise, redemption, transfer or delivery, directly or indirectly, in the United States or to, or for the account or benefit of, any U.S. person, and (iii) it is not purchasing any Certificates, directly or indirectly, in the United States or for the account or benefit of any U.S. person.

Exercise or otherwise redemption of Certificates will be conditional upon certification that each person exercising or otherwise redeeming a Certificate is not a U.S. person or in the United States and that the Certificate is not being exercised or otherwise redeemed on behalf of a U.S. person. No payment will be made to accounts of holders of the Certificates located in the United States.

As used in the preceding paragraphs, the term “**United States**” includes the territories, the possessions and all other areas subject to the jurisdiction of the United States of America, and the term “**U.S. person**” means any person who is (i) a U.S. person as defined under Regulation S under the Securities Act, (ii) a U.S. person as defined in paragraph 7701(a)(30) of the Internal Revenue Code of 1986, (iii) a person who comes within any definition of U.S. person for the purposes of the United States Commodity Exchange Act of 1936, as amended (the “**CEA**”) or any rules thereunder of the CFTC (the “**CFTC Rules**”), guidance or order proposed or issued under the CEA (for the avoidance of doubt, any person who is not a “Non-United States person” defined under CFTC Rule 4.7(a)(1)(iv), but excluding, for purposes of subsection (D) thereof, the exception for qualified eligible persons who are not “Non-United States persons”, shall be considered a U.S. person), or (iv) a U.S. Person for purposes of the final rules implementing the credit risk retention requirements of Section 15G of the U.S. Securities Exchange Act of 1934, as amended.

APPENDIX I

REPRODUCTION OF THE QUARTERLY REPORT FOR THE PERIOD ENDED 26 APRIL 2026 OF NVIDIA CORPORATION AND ITS SUBSIDIARIES

The information set out below is a reproduction of the quarterly report of the Company and its subsidiaries for the period ended 26 April 2026 and has been extracted and reproduced from an announcement by the Company dated 20 May 2026 in relation to the same.

UNITED STATES
SECURITIES AND EXCHANGE COMMISSION
Washington, D.C. 20549

FORM 10-Q

QUARTERLY REPORT PURSUANT TO SECTION 13 OR 15(d) OF THE SECURITIES EXCHANGE ACT OF 1934
For the quarterly period ended April 26, 2026

OR

TRANSITION REPORT PURSUANT TO SECTION 13 OR 15(d) OF THE SECURITIES EXCHANGE ACT OF 1934

Commission File Number: 0-23985



NVIDIA CORPORATION

(Exact name of registrant as specified in its charter)

Delaware
(State or other jurisdiction of
incorporation or organization)

94-3177549
(I.R.S. Employer
Identification No.)

2788 San Tomas Expressway, Santa Clara, California
(Address of principal executive offices)

95051
(Zip Code)

(408) 486-2000
(Registrant's telephone number, including area code)

N/A
(Former name, former address and former fiscal year, if changed since last report)

Securities registered pursuant to Section 12(b) of the Act:

Title of each class	Trading Symbol(s)	Name of each exchange on which registered
Common Stock, \$0.001 par value per share	NVDA	The Nasdaq Global Select Market

Indicate by check mark whether the registrant (1) has filed all reports required to be filed by Section 13 or 15(d) of the Securities Exchange Act of 1934 during the preceding 12 months (or for such shorter period that the registrant was required to file such reports), and (2) has been subject to such filing requirements for the past 90 days. Yes No

Indicate by check mark whether the registrant has submitted electronically every Interactive Data File required to be submitted pursuant to Rule 405 of Regulation S-T (§232.405 of this chapter) during the preceding 12 months (or for such shorter period that the registrant was required to submit such files). Yes No

Indicate by check mark whether the registrant is a large accelerated filer, an accelerated filer, a non-accelerated filer, a smaller reporting company, or an emerging growth company. See the definitions of "large accelerated filer," "accelerated filer," "smaller reporting company," and "emerging growth company" in Rule 12b-2 of the Exchange Act.

Large accelerated filer Accelerated filer Non-accelerated filer Smaller reporting company Emerging growth company

If an emerging growth company, indicate by check mark if the registrant has elected not to use the extended transition period for complying with any new or revised financial accounting standards provided pursuant to Section 13(a) of the Exchange Act.

Indicate by check mark whether the registrant is a shell company (as defined in Rule 12b-2 of the Exchange Act). Yes No

The number of shares of common stock, \$0.001 par value, outstanding as of May 15, 2026, was 24.2 billion.

NVIDIA Corporation
Form 10-Q
For the Quarter Ended April 26, 2026

Table of Contents

	Page
<u>Part I : Financial Information</u>	
<u>Item 1.</u> Financial Statements (Unaudited)	
a) Condensed Consolidated Statements of Income for the three months ended April 26, 2026 and April 27, 2025	<u>3</u>
b) Condensed Consolidated Statements of Comprehensive Income for the three months ended April 26, 2026 and April 27, 2025	<u>4</u>
c) Condensed Consolidated Balance Sheets as of April 26, 2026 and January 25, 2026	<u>5</u>
d) Condensed Consolidated Statements of Shareholders' Equity for the three months ended April 26, 2026 and April 27, 2025	<u>6</u>
e) Condensed Consolidated Statements of Cash Flows for the three months ended April 26, 2026 and April 27, 2025	<u>7</u>
f) Notes to Condensed Consolidated Financial Statements	<u>8</u>
<u>Item 2.</u> Management's Discussion and Analysis of Financial Condition and Results of Operations	<u>23</u>
<u>Item 3.</u> Quantitative and Qualitative Disclosures About Market Risk	<u>30</u>
<u>Item 4.</u> Controls and Procedures	<u>31</u>
<u>Part II : Other Information</u>	
<u>Item 1.</u> Legal Proceedings	<u>31</u>
<u>Item 1A.</u> Risk Factors	<u>31</u>
<u>Item 2.</u> Unregistered Sales of Equity Securities and Use of Proceeds	<u>38</u>
<u>Item 5.</u> Other Information	<u>39</u>
<u>Item 6.</u> Exhibits	<u>40</u>
<u>Signature</u>	<u>41</u>

Where You Can Find More Information

Investors and others should note that we announce material financial information to our investors using our investor relations website, press releases, SEC filings and public conference calls and webcasts. We also use the following social media channels as a means of disclosing information about the company, our products, our planned financial and other announcements and attendance at upcoming investor and industry conferences, and other matters, and for complying with our disclosure obligations under Regulation FD:

NVIDIA Corporate Blog (blogs.nvidia.com/)

NVIDIA Technical Blog (developer.nvidia.com/blog/)

NVIDIA LinkedIn (linkedin.com/company/nvidia)

NVIDIA Facebook (facebook.com/nvidia)

NVIDIA Instagram (instagram.com/nvidia)

NVIDIA X (x.com/nvidia)

NVIDIA Investor Relations (investor.nvidia.com)

NVIDIA YouTube (YouTube.com/nvidia)

The information we post through these social media channels may be deemed material. Accordingly, investors should monitor these channels, in addition to following our press releases, SEC filings and public conference calls and webcasts. This list may be updated from time to time. The information we post through these channels is not a part of this Quarterly Report on Form 10-Q.

Part I. Financial Information

Item 1. Financial Statements (Unaudited)

NVIDIA Corporation and Subsidiaries
Condensed Consolidated Statements of Income
(In millions, except per share data)
(Unaudited)

	Three Months Ended	
	Apr 26, 2026	Apr 27, 2025
Revenue	\$ 81,615	\$ 44,062
Cost of revenue	20,458	17,394
Gross profit	61,157	26,668
Operating expenses		
Research and development	6,321	3,989
Sales, general and administrative	1,300	1,041
Total operating expenses	7,621	5,030
Operating income	53,536	21,638
Interest income	540	515
Interest expense	(102)	(63)
Other income (expense), net	15,929	(180)
Total other income, net	16,367	272
Income before income tax	69,903	21,910
Income tax expense	11,582	3,135
Net income	\$ 58,321	\$ 18,775
Net income per share:		
Basic	\$ 2.40	\$ 0.77
Diluted	\$ 2.39	\$ 0.76
Weighted average shares used in per share computation:		
Basic	24,286	24,441
Diluted	24,391	24,611

See accompanying Notes to Condensed Consolidated Financial Statements.

NVIDIA Corporation and Subsidiaries
Condensed Consolidated Statements of Comprehensive Income
(In millions)
(Unaudited)

	Three Months Ended	
	Apr 26, 2026	Apr 27, 2025
Net income	\$ 58,321	\$ 18,775
Other comprehensive income (loss), net of tax		
Available-for-sale securities:		
Net change in unrealized gain (loss)	(78)	139
Cash flow hedges:		
Net change in unrealized gain	37	19
Other comprehensive income (loss), net of tax	(41)	158
Total comprehensive income	\$ 58,280	\$ 18,933

See accompanying Notes to Condensed Consolidated Financial Statements.

NVIDIA Corporation and Subsidiaries
Condensed Consolidated Balance Sheets
(In millions)
(Unaudited)

	Apr 26, 2026	Jan 25, 2026
Assets		
Current assets:		
Cash and cash equivalents	\$ 13,237	\$ 10,605
Marketable debt securities	37,098	39,065
Marketable equity securities	30,237	12,886
Accounts receivable, net	40,710	38,466
Inventories	25,797	21,403
Prepaid expenses and other current assets	3,916	3,180
Total current assets	150,995	125,605
Property and equipment, net	12,403	10,383
Operating lease assets	4,258	2,867
Goodwill	20,894	20,832
Intangible assets, net	3,120	3,306
Deferred income tax assets	11,707	13,258
Non-marketable securities	43,364	22,251
Other assets	12,733	8,301
Total assets	\$ 259,474	\$ 206,803
Liabilities and Shareholders' Equity		
Current liabilities:		
Accounts payable	\$ 13,097	\$ 9,812
Accrued and other current liabilities	29,787	21,352
Short-term debt	1,000	999
Total current liabilities	43,884	32,163
Long-term debt	7,470	7,469
Long-term operating lease liabilities	3,878	2,572
Other long-term liabilities	8,768	7,306
Total liabilities	64,000	49,510
Commitments and contingencies		
Shareholders' equity:		
Preferred stock	—	—
Common stock	24	24
Additional paid-in capital	10,275	10,118
Accumulated other comprehensive income	137	178
Retained earnings	185,038	146,973
Total shareholders' equity	195,474	157,293
Total liabilities and shareholders' equity	\$ 259,474	\$ 206,803

See accompanying Notes to Condensed Consolidated Financial Statements.

NVIDIA Corporation and Subsidiaries
Condensed Consolidated Statements of Shareholders' Equity
(Unaudited)

	Common Stock Outstanding		Additional Paid-in Capital	Accumulated Other Comprehensive Income	Retained Earnings	Total Shareholders' Equity
	Shares	Amount				
(In millions, except per share data)						
Balances as of Jan 25, 2026	24,304	\$ 24	\$ 10,118	\$ 178	\$ 146,973	\$ 157,293
Net income	—	—	—	—	58,321	58,321
Other comprehensive loss	—	—	—	(41)	—	(41)
Issuance of common stock	37	—	515	—	—	515
Tax withholding related to common stock	(12)	—	(2,129)	—	—	(2,129)
Shares repurchased	(108)	—	(157)	—	(20,013)	(20,170)
Cash dividends declared and paid (\$0.01 per common share)	—	—	—	—	(243)	(243)
Stock-based compensation	—	—	1,928	—	—	1,928
Balances as of Apr 26, 2026	<u>24,221</u>	<u>\$ 24</u>	<u>\$ 10,275</u>	<u>\$ 137</u>	<u>\$ 185,038</u>	<u>\$ 195,474</u>
Balances as of Jan 26, 2025	24,477	\$ 24	\$ 11,237	\$ 28	\$ 68,038	\$ 79,327
Net income	—	—	—	—	18,775	18,775
Other comprehensive income	—	—	—	158	—	158
Issuance of common stock	50	—	370	—	—	370
Tax withholding related to common stock	(13)	—	(1,532)	—	—	(1,532)
Shares repurchased	(126)	—	(92)	—	(14,411)	(14,503)
Cash dividends declared and paid (\$0.01 per common share)	—	—	—	—	(244)	(244)
Fair value of partially vested equity awards assumed in connection with acquisitions	—	—	22	—	—	22
Stock-based compensation	—	—	1,470	—	—	1,470
Balances as of Apr 27, 2025	<u>24,388</u>	<u>\$ 24</u>	<u>\$ 11,475</u>	<u>\$ 186</u>	<u>\$ 72,158</u>	<u>\$ 83,843</u>

See accompanying Notes to Condensed Consolidated Financial Statements.

NVIDIA Corporation and Subsidiaries
Condensed Consolidated Statements of Cash Flows
(In millions)
(Unaudited)

	Three Months Ended	
	Apr 26, 2026	Apr 27, 2025
Cash flows from operating activities:		
Net income	\$ 58,321	\$ 18,775
Adjustments to reconcile net income to net cash provided by operating activities:		
Stock-based compensation expense	1,928	1,474
Deferred income taxes	1,584	(2,177)
Depreciation and amortization	997	611
(Gains) losses from equity securities, net	(15,936)	175
Other	(94)	(98)
Changes in operating assets and liabilities, net of acquisitions:		
Accounts receivable	(2,243)	933
Inventories	(4,420)	(1,258)
Prepaid expenses and other assets	(983)	560
Accounts payable	2,210	941
Accrued and other current liabilities	7,763	7,128
Other long-term liabilities	1,217	350
Net cash provided by operating activities	<u>50,344</u>	<u>27,414</u>
Cash flows from investing activities:		
Proceeds from maturities of marketable debt securities	1,946	3,122
Proceeds from sales of non-marketable securities	26	—
Proceeds from sales of marketable debt securities	25	467
Purchases of non-marketable securities	(18,582)	(649)
Purchases of marketable debt and equity securities	(8,000)	(6,546)
Purchases related to property and equipment and intangible assets	(1,757)	(1,227)
Acquisitions, net of cash acquired	(87)	(383)
Net cash used in investing activities	<u>(26,429)</u>	<u>(5,216)</u>
Cash flows from financing activities:		
Proceeds related to employee stock plans	515	370
Payments related to repurchases of common stock	(19,312)	(14,095)
Payments related to employee stock plan taxes	(2,129)	(1,532)
Dividends paid	(243)	(244)
Principal payments on property and equipment and intangible assets	(33)	(52)
Other	(81)	—
Net cash used in financing activities	<u>(21,283)</u>	<u>(15,553)</u>
Change in cash and cash equivalents	2,632	6,645
Cash and cash equivalents at beginning of period	10,605	8,589
Cash and cash equivalents at end of period	<u>\$ 13,237</u>	<u>\$ 15,234</u>

See accompanying Notes to Condensed Consolidated Financial Statements.

Note 1 - Summary of Significant Accounting Policies

Basis of Presentation

The accompanying unaudited condensed consolidated financial statements were prepared in accordance with accounting principles generally accepted in the United States of America, or U.S. GAAP, for interim financial information and with the instructions to Form 10-Q and Article 10 of Securities and Exchange Commission, or SEC, Regulation S-X. The January 25, 2026 consolidated balance sheet was derived from our audited consolidated financial statements included in our Annual Report on Form 10-K for the fiscal year ended January 25, 2026, as filed with the SEC, but does not include all disclosures required by U.S. GAAP. In the opinion of management, all adjustments, consisting only of normal recurring adjustments considered necessary for a fair presentation of results of operations and financial position, have been included. The results for the interim periods presented are not necessarily indicative of the results expected for any future period. The following information should be read in conjunction with the audited consolidated financial statements and notes thereto included in our Annual Report on Form 10-K for the fiscal year ended January 25, 2026.

Certain prior fiscal year balances have been reclassified to conform to the current period presentation.

Significant Accounting Policies

There have been no material changes to our significant accounting policies disclosed in Note 1 - Organization and Summary of Significant Accounting Policies, of the Notes to the Consolidated Financial Statements included in our Annual Report on Form 10-K for the fiscal year ended January 25, 2026.

Fiscal Year

Fiscal year 2027 is a 53-week year and fiscal year 2026 was a 52-week year, both ending on the last Sunday in January. The first quarters of fiscal years 2027 and 2026 were both 13-week quarters. The fourth quarter of fiscal year 2027 will be a 14-week quarter.

Principles of Consolidation

Our condensed consolidated financial statements include the accounts of NVIDIA Corporation and our wholly owned subsidiaries. All intercompany balances and transactions have been eliminated in consolidation.

Use of Estimates

The preparation of financial statements in conformity with U.S. GAAP requires management to make estimates and assumptions that affect the reported amounts of assets and liabilities and disclosures of contingent assets and liabilities at the date of the financial statements and the reported amounts of revenue and expenses during the reporting period. Actual results could differ materially from our estimates.

Recently Issued Accounting Pronouncements

Recent Accounting Pronouncements Not Yet Adopted

In November 2024, the Financial Accounting Standards Board, or FASB, issued a new accounting standard requiring disclosures of certain additional expense information on an annual and interim basis, including, among other items, the amounts of purchases of inventory, employee compensation, depreciation and intangible asset amortization included within each income statement expense caption, as applicable. We will adopt this standard in the fiscal year 2028 annual report. We do not expect the adoption of this standard to have a material impact on our Consolidated Financial Statements other than additional disclosures.

Note 2 - Stock-Based Compensation

We recognize stock-based compensation expense from grants of restricted stock units, or RSUs, performance stock units, or PSUs, and market-based PSUs, and issuances under our employee stock purchase plan, or ESPP.

NVIDIA Corporation and Subsidiaries
Notes to Condensed Consolidated Financial Statements (Continued)
(Unaudited)

Condensed Consolidated Statements of Income include stock-based compensation expense as follows:

	Three Months Ended	
	Apr 26, 2026	Apr 27, 2025
	<i>(In millions)</i>	
Cost of revenue	\$ 68	\$ 64
Research and development	1,459	1,063
Sales, general and administrative	401	347
Total	<u>\$ 1,928</u>	<u>\$ 1,474</u>

Equity Award Activity

The following is a summary of our equity award transactions under our equity incentive plans:

	RSUs, PSUs and Market-based PSUs Outstanding	
	Number of Shares	Weighted Average Grant-Date Fair Value Per Share
	<i>(In millions, except per share data)</i>	
Balance as of Jan 25, 2026	189	\$ 81.51
Granted	44	\$ 181.73
Vested	(31)	\$ 48.04
Canceled and forfeited	(2)	\$ 95.82
Balance as of Apr 26, 2026	<u>200</u>	<u>\$ 108.92</u>

As of April 26, 2026, aggregate unearned stock-based compensation expense was \$20.8 billion, which is expected to be recognized over a weighted average period of 2.6 years for RSUs, PSUs, and market-based PSUs, and one year for ESPP.

Note 3 - Net Income Per Share

The following is the basic and diluted net income per share computations for the periods presented:

	Three Months Ended	
	Apr 26, 2026	Apr 27, 2025
	<i>(In millions, except per share data)</i>	
Numerator:		
Net income	\$ 58,321	\$ 18,775
Denominator:		
Basic weighted average shares	24,286	24,441
Dilutive impact of outstanding equity awards	105	170
Diluted weighted average shares	<u>24,391</u>	<u>24,611</u>
Net income per share:		
Basic (1)	\$ 2.40	\$ 0.77
Diluted (2)	\$ 2.39	\$ 0.76
Anti-dilutive equity awards excluded from diluted net income per share	47	62

(1) Net income divided by basic weighted average shares.

(2) Net income divided by diluted weighted average shares.

Diluted net income per share was computed using the weighted average number of common and potentially dilutive shares outstanding during the period, using the treasury stock method.

Note 4 - Amortizable Intangible Assets and Goodwill

The components of our amortizable intangible assets are as follows:

	Apr 26, 2026			Jan 25, 2026		
	Gross Carrying Amount	Accumulated Amortization	Net Carrying Amount	Gross Carrying Amount	Accumulated Amortization	Net Carrying Amount
	<i>(In millions)</i>					
Acquisition-related intangible assets	\$ 5,658	\$ (2,759)	\$ 2,899	\$ 5,656	\$ (2,580)	\$ 3,076
Patents and licensed technology	525	(304)	221	528	(298)	230
Total intangible assets	\$ 6,183	\$ (3,063)	\$ 3,120	\$ 6,184	\$ (2,878)	\$ 3,306

Amortization expense associated with intangible assets was \$232 million and \$159 million for the first quarter of fiscal years 2027 and 2026, respectively.

The following table outlines the estimated future amortization expense related to the net carrying amount of intangible assets as of April 26, 2026:

	Future Amortization Expense	
	<i>(In millions)</i>	
Fiscal Year:		
2027 (excluding the first quarter of fiscal year 2027)	\$	689
2028		754
2029		610
2030		516
2031		468
2032 and thereafter		83
Total	\$	3,120

In the first quarter of fiscal year 2027, goodwill increased by \$62 million from acquisitions and was allocated to our Compute & Networking reporting unit.

NVIDIA Corporation and Subsidiaries
Notes to Condensed Consolidated Financial Statements (Continued)
(Unaudited)

Note 5 - Cash Equivalents and Marketable Securities

Cash equivalents and marketable securities including debt and equity securities are measured at fair value using quoted prices in active markets for identical assets (Level 1) or for similar assets or use of other observable inputs (Level 2).

The following is a summary of cash equivalents and marketable securities:

Apr 26, 2026										
Pricing Category	Cost or Amortized Cost	Unrealized Gain	Unrealized Loss	Estimated Fair Value	Reported as					
					Cash Equivalents	Marketable Debt Securities	Marketable Equity Securities	Other Assets		
<i>(In millions)</i>										
Debt securities issued by the U.S. Treasury	Level 2	\$ 21,883	\$ 43	\$ (8)	\$ 21,918	\$ 470	\$ 21,448	\$ —	\$ —	
Corporate debt securities	Level 2	15,092	48	(8)	15,132	1,533	13,599	—	—	
Debt securities issued by U.S. government agencies	Level 2	2,009	2	(1)	2,010	—	2,010	—	—	
Certificates of deposit	Level 2	132	—	—	132	132	—	—	—	
Foreign government bonds	Level 2	40	1	—	41	—	41	—	—	
Money market funds	Level 1	10,212	—	—	10,212	10,212	—	—	—	
Publicly-held equity securities (1) (2)	Level 1				29,887	—	—	21,023	8,864	
Publicly-held equity securities (1) (3)	Level 2				9,214	—	—	9,214	—	
Total		\$ 49,368	\$ 94	\$ (17)	\$ 88,546	\$ 12,347	\$ 37,098	\$ 30,237	\$ 8,864	

(1) The balance as of April 26, 2026 included \$27.4 billion of investments, which are subject to short-term lock-up restrictions on the ability to sell.

(2) The long-term portion of publicly-held equity securities, which are subject to lock-up restrictions through December 2027 of \$8.9 billion as of April 26, 2026, was included in Other assets.

(3) The publicly-held equity securities classified in Level 2 include investments in warrants and preferred stock convertible to common stock in public companies.

Publicly-held equity securities are subject to market price volatility. Net unrealized gains on investments in publicly-held equity securities held at period end were \$13.4 billion for the first quarter of fiscal year 2027. Net unrealized losses on investments in publicly-held equity securities held at period end were \$222 million for the first quarter of fiscal year 2026. Unrealized gains and losses are recognized in Other income (expense), net, in the Condensed Consolidated Statements of Income.

NVIDIA Corporation and Subsidiaries
Notes to Condensed Consolidated Financial Statements (Continued)
(Unaudited)

Jan 25, 2026

	Pricing Category	Cost or Amortized Cost	Unrealized Gain	Unrealized Loss	Estimated Fair Value	Reported as				
						Cash Equivalents	Marketable Debt Securities	Marketable Equity Securities	Other Assets	
<i>(In millions)</i>										
Debt securities issued by the U.S. Treasury	Level 2	\$ 21,635	\$ 77	\$ (3)	\$ 21,709	\$ —	\$ 21,709	\$ —	\$ —	
Corporate debt securities	Level 2	15,410	92	(3)	15,499	345	15,154	—	—	
Debt securities issued by U.S. government agencies	Level 2	2,157	4	—	2,161	—	2,161	—	—	
Certificates of deposit	Level 2	110	—	—	110	110	—	—	—	
Foreign government bonds	Level 2	40	1	—	41	—	41	—	—	
Money market funds	Level 1	7,830	—	—	7,830	7,830	—	—	—	
Publicly-held equity securities (1) (2)	Level 1				17,726	—	—	12,886	4,840	
Total		\$ 47,182	\$ 174	\$ (6)	\$ 65,076	\$ 8,285	\$ 39,065	\$ 12,886	\$ 4,840	

(1) The balance as of January 25, 2026 included \$10.5 billion of investments that are subject to short-term lock-up restrictions on the ability to sell.

(2) The long-term portion of publicly-held equity securities, which are subject to lock-up restrictions through December 2027 of \$4.8 billion as of January 25, 2026, was included in Other assets.

The following table provides the breakdown of unrealized losses, aggregated by investment category and length of time that individual debt securities have been in a continuous loss position:

	Apr 26, 2026		Jan 25, 2026	
	Less than 12 months		Less than 12 months	
	Estimated Fair Value	Gross Unrealized Loss	Estimated Fair Value	Gross Unrealized Loss
<i>(In millions)</i>				
Debt securities issued by the U.S. Treasury	\$ 12,238	\$ (8)	\$ 10,666	\$ (3)
Corporate debt securities	2,658	(8)	1,332	(3)
Debt securities issued by U.S. government agencies	1,291	(1)	1,134	—
Total	\$ 16,187	\$ (17)	\$ 13,132	\$ (6)

Gross unrealized losses are related to fixed income securities, driven primarily by changes in interest rates.

The estimated fair values of debt securities included in cash equivalents and marketable debt securities are shown below by contractual maturity.

	Apr 26, 2026	
	<i>(In millions)</i>	
Less than one year	\$	24,307
Due in 1 - 5 years		14,926
Total	\$	39,233

Note 6 - Non-marketable Securities

Non-marketable Equity Securities

Our non-marketable equity securities are primarily in privately-held companies carried at cost less impairment, and adjusted for observable price changes. We value investments using observable comparable transactions and other inputs including volatility, expected time to liquidity, the risk-free rate, and security-specific rights and obligations.

Adjustments to the carrying value of privately-held securities:

	Three Months Ended	
	Apr 26, 2026	Apr 27, 2025
	<i>(In millions)</i>	
Balance at beginning of period	\$ 22,251	\$ 3,387
Adjustments related to non-marketable equity securities:		
Net additions	17,899	649
Unrealized gains (1)	2,603	63
Reclassification (2)	(389)	(843)
Impairments and unrealized losses	(28)	(16)
Balance at end of period	\$ 42,336	\$ 3,240

(1) Unrealized gains are recognized in Other income (expense), net, in the Condensed Consolidated Statements of Income.

(2) Includes primarily reclassifications to marketable securities following public market trading.

Non-marketable equity securities had cumulative gross unrealized gains of \$5.3 billion and \$396 million, and cumulative gross unrealized losses and impairments of \$199 million and \$110 million as of April 26, 2026 and April 27, 2025, respectively.

Equity Method Investments

We have \$1.0 billion of investments in infrastructure funds accounted for using the equity method as of April 26, 2026. Our maximum loss exposure under these investments, including invested and future committed amounts, was \$2.3 billion as of April 26, 2026.

Investment Commitments

Total investment commitments were \$27 billion as of April 26, 2026, subject to certain contingencies, which we expect will be made through the remainder of fiscal year 2027.

Note 7 - Balance Sheet Components

We refer to customers who purchase products directly from NVIDIA as direct customers, such as add-in board manufacturers, or AIBs, distributors, original design manufacturers, or ODMs, original equipment manufacturers, or OEMs, cloud service providers, or CSPs, AI model makers, and system integrators. Certain direct customers may use either internal resources or third-party system integrators to complete their build. Three direct customers accounted for 30%, 18%, and 16% of our accounts receivable balance as of April 26, 2026. Three direct customers accounted for 25%, 18%, and 13% of our accounts receivable balance as of January 25, 2026.

Certain balance sheet components were as follows:

	Apr 26, 2026	Jan 25, 2026
		<i>(In millions)</i>
Inventories:		
Raw materials	\$ 6,647	\$ 3,807
Work in process	9,949	8,822
Finished goods	9,201	8,774
Total inventories (1)	\$ 25,797	\$ 21,403

(1) We recorded inventory provisions of \$0.8 billion and \$2.3 billion for the first quarter of fiscal years 2027 and 2026, respectively, in Cost of revenue.

NVIDIA Corporation and Subsidiaries
Notes to Condensed Consolidated Financial Statements (Continued)
(Unaudited)

Property and Equipment:

Property, equipment and intangible assets acquired but not paid for the first quarter of fiscal years 2027 and 2026 were \$1.1 billion and \$408 million, respectively.

	Apr 26, 2026	Jan 25, 2026
Accrued and Other Current Liabilities:	<i>(In millions)</i>	
Taxes payable	\$ 10,638	\$ 2,669
Customer program accruals	4,182	5,318
Accrued purchase consideration (1)	3,957	3,921
Excess inventory purchase obligations (2)	3,121	2,739
Product warranty	2,948	2,807
Deferred revenue (3)	1,714	1,379
Accrued payroll and related expenses	1,033	1,146
Other	2,194	1,373
Total accrued and other current liabilities	\$ 29,787	\$ 21,352

(1) Related to the Groq, Inc. non-exclusive license agreement.

(2) We recorded \$0.3 billion and \$3.0 billion for the first quarter of fiscal years 2027 and 2026, respectively, in Cost of revenue.

(3) Includes customer advances and unearned revenue related to hardware and software support, cloud services, and license and development arrangements. The balance as of April 26, 2026 and January 25, 2026 included \$297 million and \$160 million of customer advances, respectively.

	Apr 26, 2026	Jan 25, 2026
Other Long-Term Liabilities:	<i>(In millions)</i>	
Income tax payable (1)	\$ 4,830	\$ 3,958
Deferred income tax	1,798	1,774
Deferred revenue (2)	1,403	1,193
Other	737	381
Total other long-term liabilities	\$ 8,768	\$ 7,306

(1) Primarily comprised of unrecognized tax benefits and related interest and penalties.

(2) Includes unearned revenue related to hardware and software support and cloud services.

Deferred Revenue

The following table shows the changes in short- and long-term deferred revenue during the first quarter of fiscal years 2027 and 2026:

	Three Months Ended	
	Apr 26, 2026	Apr 27, 2025
	<i>(In millions)</i>	
Balance at beginning of period	\$ 2,572	\$ 1,813
Deferred revenue additions (1)	2,530	6,493
Revenue recognized (2)	(1,985)	(6,228)
Balance at end of period	\$ 3,117	\$ 2,078

(1) Includes \$1.7 billion and \$6.2 billion of customer advances for the first quarter of fiscal years 2027 and 2026, respectively.

(2) Includes \$1.6 billion and \$6.0 billion related to customer advances for the first quarter of fiscal years 2027 and 2026, respectively.

We recognized revenue of \$451 million and \$265 million in the first quarter of fiscal years 2027 and 2026, respectively, that was included in the prior year-end deferred revenue balance.

As of April 26, 2026, revenue related to remaining performance obligations from contracts greater than one year in length was \$2.6 billion, which includes \$2.3 billion from deferred revenue and \$304 million, which has not yet been billed or

recognized as revenue. Approximately 40% of revenue from contracts greater than one year in length will be recognized over the next twelve months.

Note 8 - Derivative Financial Instruments

Foreign Currency Derivatives

We primarily utilize foreign currency forward contracts to mitigate the impact of foreign currency exchange rate movements on our operating expenses. These foreign currency forward contracts for operating expenses are designated as accounting hedges. Gains or losses on the contracts are recorded in Accumulated other comprehensive income or loss and reclassified to Operating expenses when the related operating expenses are recognized in earnings. During the first quarter of fiscal years 2027 and 2026, the impact of foreign currency forward contracts designated as accounting hedges on other comprehensive income or loss was not significant and all such instruments were determined to be highly effective.

We also entered into foreign currency forward contracts to mitigate the impact of foreign currency movements on monetary assets and liabilities. For our foreign currency contracts for assets and liabilities, the change in fair value of these non-designated contracts was recorded in Other income or expense and offsets the change in fair value of the hedged foreign currency denominated monetary assets and liabilities, which was also recorded in Other income (expense), net.

The table below presents the notional value of our foreign currency contracts outstanding:

	Apr 26, 2026	Jan 25, 2026
	<i>(In millions)</i>	
Designated as accounting hedges	\$ 2,114	\$ 1,765
Not designated as accounting hedges	\$ 1,850	\$ 2,332

The fair values of our foreign currency contracts were not significant as of April 26, 2026 and January 25, 2026.

As of April 26, 2026, all foreign currency contracts mature within 18 months. The expected realized gains and losses deferred into Accumulated other comprehensive income or loss related to foreign currency forward contracts within the next twelve months were not significant.

Facility Lease Guarantee

In fiscal year 2026, we entered into agreements to guarantee partners' facility lease obligations in the event of their default in exchange for warrants. The maximum gross exposure under all agreements is \$3.5 billion, which is reduced as the partners make payments to the lessors over terms ranging from 5 to 7 years. The partners have placed \$712 million in escrow to mitigate our potential exposure. The guarantees, classified as credit derivatives with changes in fair value recognized in Other income (expense), net, were not material.

Note 9 - Debt

	Expected Remaining Term (years)	Effective Interest Rate	Apr 26, 2026	Jan 25, 2026
<i>(In millions)</i>				
3.20% Notes Due 2026	0.4	3.31%	\$ 1,000	\$ 1,000
1.55% Notes Due 2028	2.1	1.64%	1,250	1,250
2.85% Notes Due 2030	3.9	2.93%	1,500	1,500
2.00% Notes Due 2031	5.1	2.09%	1,250	1,250
3.50% Notes Due 2040	13.9	3.54%	1,000	1,000
3.50% Notes Due 2050	23.9	3.54%	2,000	2,000
3.70% Notes Due 2060	34.0	3.73%	500	500
Unamortized debt discount and issuance costs			(30)	(32)
Net carrying amount			\$ 8,470	\$ 8,468
Less short-term portion			(1,000)	(999)
Total long-term portion			\$ 7,470	\$ 7,469

As of April 26, 2026 and January 25, 2026, the estimated fair value of debt was \$7.4 billion and \$7.5 billion, respectively. The estimated fair values are based on Level 2 inputs.

Our notes are unsecured senior obligations. Existing and future liabilities of our subsidiaries will be effectively senior to the notes. Our notes pay interest semi-annually. We may redeem each of our notes prior to maturity, subject to a make-whole premium. The maturity dates of the notes are stated by calendar year.

As of April 26, 2026, we complied with the required covenants, which are non-financial in nature, under the outstanding notes.

As of April 26, 2026, our commercial paper program had a capacity of \$25.0 billion, with no amounts outstanding.

Note 10 - Commitments and Contingencies

Commitments

Manufacturing, supply, and capacity commitments reflect data center-scale production and longer future ordering horizons across current and future product architectures. We enter into agreements with our supply vendors that allow them to procure inventory based upon our defined criteria, and in certain instances, these agreements are cancellable, able to be rescheduled, or adjustable for our business needs prior to placing firm orders. Changes to these agreements may result in additional costs. As of April 26, 2026, these commitments were \$119 billion for which \$95 billion will be paid in the remainder of fiscal year 2027 and the remaining balance will be paid in fiscal years 2028 through 2031.

Multi-year cloud service agreement commitments as of April 26, 2026, were \$30 billion for which \$6 billion, \$7 billion, \$7 billion, \$5 billion, \$3 billion, and \$2 billion will be paid in the remainder of fiscal year 2027, each fiscal year from 2028 through 2031, and fiscal year 2032 and thereafter, respectively. Cloud service capacity may be reduced or terminated. Cloud service agreements will be primarily used to support our research and development efforts.

Other vendor commitments were \$6 billion as of April 26, 2026, of which the majority will be paid through fiscal year 2027.

NVIDIA Corporation and Subsidiaries
Notes to Condensed Consolidated Financial Statements (Continued)
(Unaudited)

Accrual for Product Warranty Liabilities

The estimated amount of product warranty liabilities was \$2.9 billion and \$2.8 billion as of April 26, 2026 and January 25, 2026, respectively. The estimated product returns and product warranty activity consisted of the following:

	Three Months Ended	
	Apr 26, 2026	Apr 27, 2025
	<i>(In millions)</i>	
Balance at beginning of period	\$ 2,807	\$ 1,290
Additions	330	870
Utilization	(189)	(80)
Balance at end of period	\$ 2,948	\$ 2,080

For the first quarter of fiscal years 2027 and 2026, the additions in product warranty liabilities primarily related to our Compute & Networking segment.

We have provided indemnities for matters such as tax, product, and employee liabilities. We have included intellectual property indemnification provisions in our technology-related agreements with third parties. Maximum potential future payments cannot be estimated because many of these agreements do not have a maximum stated liability. We have not recorded any liability in our Condensed Consolidated Financial Statements for such indemnifications.

Litigation

Securities Class Action and Derivative Lawsuits

The plaintiffs in the putative securities class action lawsuit, captioned 4:18-cv-07669-HSG, initially filed on December 21, 2018 in the United States District Court for the Northern District of California, and titled In Re NVIDIA Corporation Securities Litigation, filed an amended complaint on May 13, 2020. The amended complaint asserted that NVIDIA and certain NVIDIA executives violated Section 10(b) of the Securities Exchange Act of 1934, as amended, or the Exchange Act, and SEC Rule 10b-5, by making materially false or misleading statements related to channel inventory and the impact of cryptocurrency mining on GPU demand between May 10, 2017 and November 14, 2018. Plaintiffs also alleged that the NVIDIA executives who they named as defendants violated Section 20(a) of the Exchange Act. Plaintiffs sought class certification, an award of unspecified compensatory damages, an award of reasonable costs and expenses, including attorneys' fees and expert fees, and further relief as the Court may deem just and proper. On March 2, 2021, the district court granted NVIDIA's motion to dismiss the complaint without leave to amend, entered judgment in favor of NVIDIA and closed the case. On March 30, 2021, plaintiffs filed an appeal from judgment in the United States Court of Appeals for the Ninth Circuit, case number 21-15604. On August 25, 2023, a majority of a three-judge Ninth Circuit panel affirmed in part and reversed in part the district court's dismissal of the case, with a third judge dissenting on the basis that the district court did not err in dismissing the case. NVIDIA filed a petition for a writ of certiorari on March 4, 2024. On June 17, 2024, the Supreme Court of the United States granted NVIDIA's petition for a writ of certiorari. After briefing and argument, the Supreme Court dismissed NVIDIA's writ of certiorari as improvidently granted on December 11, 2024, and issued judgment on January 13, 2025. On February 20, 2025, the Ninth Circuit's judgment, entered August 25, 2023 and corrected August 28, 2023, took effect, and the case was remanded to the district court for further proceedings. On March 25, 2026, the district court granted plaintiffs' motion for class certification and certified a class of investors consisting of all persons or entities who purchased or otherwise acquired NVIDIA common stock between August 10, 2017, and November 15, 2018, inclusive, excluding certain persons and entities, such as NVIDIA's officers and directors, and members of their immediate families, among others. On April 8, 2026, NVIDIA filed a petition with the Ninth Circuit for permission to appeal the district court's order pursuant to Federal Rule of Civil Procedure 23(f).

The putative derivative lawsuit pending in the United States District Court for the Northern District of California, captioned 4:19-cv-00341-HSG, initially filed January 18, 2019 and titled In re NVIDIA Corporation Consolidated Derivative Litigation, was stayed pending resolution of the plaintiffs' appeal in the In Re NVIDIA Corporation Securities Litigation action. On February 22, 2022, the court administratively closed the case, but stated that it would reopen the case once the appeal in the In Re NVIDIA Corporation Securities Litigation action is resolved. The case has not yet been reopened by the court. The lawsuit asserts claims, purportedly on behalf of us, against certain officers and directors of the Company for breach of fiduciary duty, unjust enrichment, waste of corporate assets, and violations of Sections 14(a), 10(b), and 20(a) of the Exchange Act based on the dissemination of allegedly false and misleading statements related to channel inventory and the impact of cryptocurrency mining on GPU demand. The plaintiffs are seeking unspecified damages and other relief, including reforms and improvements to NVIDIA's corporate governance and internal procedures.

The putative derivative actions initially filed September 24, 2019 and pending in the United States District Court for the District of Delaware, Lipchitz v. Huang, et al. (Case No. 1:19-cv-01795-MN) and Nelson v. Huang, et al. (Case No. 1:19-

cv-01798-MN), were stayed pending resolution of the plaintiffs' appeal in the In Re NVIDIA Corporation Securities Litigation action. On March 7, 2025, after the Supreme Court issued its judgment dismissing the Company's petition for writ of certiorari as improvidently granted in the In Re NVIDIA Securities Litigation action, the district court adopted the parties' stipulation to extend the stay until the final and complete resolution of the In Re NVIDIA Corporation Securities Litigation action. The lawsuits assert claims, purportedly on behalf of us, against certain officers and directors of the Company for breach of fiduciary duty, unjust enrichment, insider trading, misappropriation of information, corporate waste and violations of Sections 14(a), 10(b), and 20(a) of the Exchange Act based on the dissemination of allegedly false and misleading statements related to channel inventory and the impact of cryptocurrency mining on GPU demand. The plaintiffs seek unspecified damages and other relief, including disgorgement of profits from the sale of NVIDIA stock and unspecified corporate governance measures.

Another putative derivative action was filed on October 30, 2023 in the Court of Chancery of the State of Delaware, captioned Horanic v. Huang, et al. (Case No. 2023-1096-KSJM). This lawsuit asserts claims, purportedly on behalf of us, against certain officers and directors of the Company for breach of fiduciary duty and insider trading based on the dissemination of allegedly false and misleading statements related to channel inventory and the impact of cryptocurrency mining on GPU demand. The plaintiffs seek unspecified damages and other relief, including disgorgement of profits from the sale of NVIDIA stock and reform of unspecified corporate governance measures. On August 11, 2025, the court granted the parties' stipulation to voluntarily dismiss with prejudice plaintiff City of Westland Police and Fire Retirement System. This derivative matter is stayed pending the final resolution of In Re NVIDIA Corporation Securities Litigation action.

Accounting for Loss Contingencies

As of April 26, 2026, there are no accrued contingent liabilities associated with the legal proceedings described above based on our belief that liabilities, while reasonably possible, are not probable. Further, any possible loss or range of loss in these matters cannot be reasonably estimated at this time. We are engaged in legal actions not described above arising in the ordinary course of business, as well as regulatory and government inquiries and investigations, and, while there can be no assurance of favorable outcomes, we believe that the ultimate outcome of these matters will not have a material adverse effect on our operating results, liquidity or financial position. These matters are subject to inherent uncertainties and if the ultimate outcome is unfavorable, there exists the possibility of a material adverse impact on our operating results, liquidity or financial position in the period the outcome becomes estimable and probable.

Note 11 - Income Taxes

Income tax expense was \$11.6 billion and \$3.1 billion for the first quarter of fiscal years 2027 and 2026, respectively. Income tax as a percentage of income before income tax was 16.6% and 14.3% for the first quarter of fiscal years 2027 and 2026, respectively.

The effective tax rate increased primarily due to a lower percentage of tax benefits from stock-based compensation relative to the increase in income before income tax.

Our effective tax rates for the first quarter of fiscal years 2027 and 2026 were lower than the U.S. federal statutory rate of 21% primarily due to tax benefits from foreign-derived deduction eligible income, income earned in jurisdictions that were subject to taxes at rates lower than the U.S. federal statutory tax rate, stock-based compensation, and the U.S. federal research tax credit.

While we believe that we have adequately provided for all uncertain tax positions, or tax positions where we believe it is not more-likely-than-not that the position will be sustained upon review, amounts asserted by tax authorities could be greater or less than our accrued position. Accordingly, our provisions on federal, state and foreign tax related matters to be recorded in the future may change as revised estimates are made or the underlying matters are settled or otherwise resolved with the respective tax authorities.

We are currently under examination by the Internal Revenue Service for our fiscal years 2023 and 2024.

Note 12 - Shareholders' Equity

Capital Return Program

We repurchased 108 million and 126 million shares of our common stock for \$20.2 billion and \$14.5 billion during the first quarter of fiscal years 2027 and 2026, respectively. As of April 26, 2026, we were authorized, subject to certain specifications, to repurchase up to \$38.5 billion of our common stock.

On May 18, 2026, our Board of Directors approved an additional \$80.0 billion in share repurchase authorization, without expiration.

NVIDIA Corporation and Subsidiaries
Notes to Condensed Consolidated Financial Statements (Continued)
(Unaudited)

We paid cash dividends to our shareholders of \$243 million and \$244 million during the first quarter of fiscal years 2027 and 2026, respectively. On May 18, 2026, we increased our quarterly cash dividend from \$0.01 per share to \$0.25 per share to all shareholders of record on June 4, 2026. Our quarterly cash dividend will be paid on June 26, 2026.

The payment of future cash dividends is subject to our Board of Directors' continuing determination that the declaration of dividends is in the best interests of our shareholders.

Note 13 - Segment Information

Our Chief Executive Officer is our chief operating decision maker, or CODM, and reviews financial information presented on an operating segment basis for purposes of making decisions and assessing financial performance. Our CODM assesses operating performance of each segment based on regularly provided segment revenue and segment operating income. Operating results by segment include costs or expenses directly attributable to each segment, and costs or expenses that are leveraged across our unified architecture and therefore allocated between our two segments. Our CODM reviews expenses on a consolidated basis, and expenses attributable to each segment are not regularly provided to our CODM.

The Compute & Networking segment includes our Data Center accelerated computing and networking platforms and AI solutions and software, and automotive platforms and autonomous and electric vehicle solutions including software.

The Graphics segment includes GeForce GPUs for gaming and PCs, and Quadro/NVIDIA RTX GPUs for enterprise workstation graphics.

Certain expenses are not allocated to either Compute & Networking or Graphics for purposes of making operating decisions or assessing financial performance. The expenses include stock-based compensation expense, corporate infrastructure and support costs, acquisition-related and other costs, and other non-recurring charges and benefits that our CODM deems to be enterprise in nature.

Our CODM does not review any information regarding total assets on a reportable segment basis. There are no intersegment transactions. The accounting policies for segment reporting are the same as for our consolidated financial statements. The table below presents details of our reportable segments.

	<u>Compute & Networking</u>		<u>Graphics</u>		<u>Total</u>
	<i>(In millions)</i>				
Three Months Ended Apr 26, 2026					
Revenue	\$	74,550	\$	7,065	\$ 81,615
Other segment items (1)		21,215		4,124	25,339
Operating income	\$	53,335	\$	2,941	\$ 56,276
Three Months Ended Apr 27, 2025					
Revenue	\$	39,589	\$	4,473	\$ 44,062
Other segment items (1)		17,535		2,833	20,368
Operating income	\$	22,054	\$	1,640	\$ 23,694

(1) Other segment items primarily include product costs and inventory provisions, compensation and benefits excluding stock-based compensation expense, computing infrastructure expenses, and engineering development costs.

Depreciation and amortization expense attributable to our Compute & Networking segment was \$526 million and \$296 million for the first quarter of fiscal years 2027 and 2026, respectively. Depreciation and amortization expense attributable to our Graphics segment was \$194 million and \$109 million for the first quarter of fiscal years 2027 and 2026, respectively. Acquisition-related intangible amortization expense is not allocated to either Compute & Networking or Graphics for purposes of making operating decisions or assessing financial performance.

NVIDIA Corporation and Subsidiaries
Notes to Condensed Consolidated Financial Statements (Continued)
(Unaudited)

Reconciliation of segment operating income to consolidated income before income tax for the first quarter of fiscal years 2027 and 2026 was as follows:

	Three Months Ended	
	Apr 26, 2026	Apr 27, 2025
	<i>(In millions)</i>	
Segment operating income	\$ 56,276	\$ 23,694
Stock-based compensation expense	(1,928)	(1,474)
Unallocated operating expenses	(565)	(419)
Acquisition-related and other costs	(247)	(163)
Interest income	540	515
Interest expense	(102)	(63)
Other income (expense), net	15,929	(180)
Consolidated income before income tax	<u>\$ 69,903</u>	<u>\$ 21,910</u>

Revenue by geographic area is based upon the location of the customers' headquarters. The end customer and shipping location may be different from our customers' headquarters location.

	Three Months Ended	
	Apr 26, 2026	Apr 27, 2025
	<i>(In millions)</i>	
Geographic Revenue based upon Customer Headquarters Location:		
United States	\$ 63,769	\$ 25,685
Taiwan	12,006	7,648
China (including Hong Kong)	4,550	9,659
Other	1,290	1,070
Total revenue	<u>\$ 81,615</u>	<u>\$ 44,062</u>

Revenue from sales to customers headquartered outside of the United States accounted for 22% of total revenue for the first quarter of fiscal year 2027 and 42% of total revenue for the first quarter of fiscal year 2026.

We refer to customers who purchase products directly from NVIDIA as direct customers, such as AIBs, distributors, ODMs, OEMs, CSPs, AI model makers, and system integrators. Certain direct customers may use either internal resources or third-party system integrators to complete their build. We refer to indirect customers as those who purchase products through our direct customers; indirect customers include CSPs, AI Clouds, AI model makers, enterprises, and public sector entities. Our revenue is concentrated among a limited number of direct and indirect customers and this trend may continue.

For the first quarter of fiscal year 2027, three direct customers represented 21%, 17%, and 16% of total revenue, all of which was primarily attributable to the Compute & Networking segment.

For the first quarter of fiscal year 2026, sales to two direct customers represented 16% and 14% of total revenue, which were attributable to the Compute & Networking segment.

NVIDIA Corporation and Subsidiaries
Notes to Condensed Consolidated Financial Statements (Continued)
(Unaudited)

In the first quarter of fiscal year 2027, we changed our presentation of revenue by market platform, and the comparable period has been recast as follows:

	Three Months Ended	
	Apr 26, 2026	Apr 27, 2025
	<i>(In millions)</i>	
Revenue by Market Platform		
Data Center	\$ 75,246	\$ 39,112
Hyperscale	37,869	17,599
AI Clouds, Industrial, & Enterprise	37,377	21,513
Edge Computing	6,369	4,950
Total revenue	\$ 81,615	\$ 44,062

Note 14 - Leases

Our lease obligations primarily consist of operating leases for our data centers and offices, with lease periods expiring between fiscal years 2027 and 2075.

Future minimum lease obligations under our non-cancelable lease agreements as of April 26, 2026 were as follows:

	Operating Lease Obligations	
	<i>(In millions)</i>	
Fiscal Year:		
2027 (excluding the first quarter of fiscal 2027)	\$	460
2028		626
2029		602
2030		530
2031		462
2032 and thereafter		2,924
Total		5,604
Less imputed interest		1,260
Present value of net future minimum lease payments		4,344
Less short-term operating lease liabilities		466
Long-term operating lease liabilities	\$	3,878

Between the second quarter of fiscal year 2027 and fiscal year 2033, we expect to commence leases with future obligations of \$32.4 billion, primarily for data center leases to support our research and development efforts, with lease terms of 3 to 20 years.

Operating lease costs were \$171 million and \$101 million for the first quarter of fiscal years 2027 and 2026, respectively. Short-term, variable, and finance lease costs for the first quarter of fiscal years 2027 and 2026 were not significant.

Other information related to leases was as follows:

	Three Months Ended	
	Apr 26, 2026	Apr 27, 2025
	<i>(In millions)</i>	
Supplemental cash flows information		
Operating cash flow used for operating leases	\$ 185	\$ 96
Operating lease assets obtained in exchange for lease obligations	\$ 1,516	\$ 98

NVIDIA Corporation and Subsidiaries
Notes to Condensed Consolidated Financial Statements (Continued)
(Unaudited)

As of April 26, 2026, our operating leases have a weighted average remaining lease term of 10.4 years and a weighted average discount rate of 4.61%. As of January 25, 2026, our operating leases had a weighted average remaining lease term of 8.8 years and a weighted average discount rate of 4.38%.

Item 2. Management's Discussion and Analysis of Financial Condition and Results of Operations

Forward-Looking Statements

This Quarterly Report on Form 10-Q contains forward-looking statements within the meaning of Section 27A of the Securities Act of 1933, as amended, and Section 21E of the Securities Exchange Act of 1934, as amended, which are subject to the "safe harbor" created by those sections based on management's beliefs and assumptions and on information currently available to management. In some cases, you can identify forward-looking statements by terms such as "may," "will," "should," "could," "goal," "would," "expect," "plan," "anticipate," "believe," "estimate," "project," "predict," "potential" and similar expressions intended to identify forward-looking statements. These statements involve known and unknown risks, uncertainties and other factors, which may cause our actual results, performance, time frames or achievements to be materially different from any future results, performance, time frames or achievements expressed or implied by the forward-looking statements. We discuss many of these risks, uncertainties and other factors in this Quarterly Report on Form 10-Q and our Annual Report on Form 10-K for the fiscal year ended January 25, 2026 in greater detail under the heading "Risk Factors" of such reports. Given these risks, uncertainties, and other factors, you should not place undue reliance on these forward-looking statements. Also, these forward-looking statements represent our estimates and assumptions only as of the date of this filing. You should read this Quarterly Report on Form 10-Q completely and understand that our actual future results may be materially different from what we expect. We hereby qualify our forward-looking statements by these cautionary statements. Except as required by law, we assume no obligation to update these forward-looking statements publicly, or to update the reasons actual results could differ materially from those anticipated in these forward-looking statements, even if new information becomes available in the future.

All references to "NVIDIA," "we," "us," "our" or the "Company" mean NVIDIA Corporation and its subsidiaries.

In addition, statements that "we believe" and similar statements reflect our beliefs and opinions on the relevant subject. These statements are based upon information available to us as of the filing date of this Quarterly Report on Form 10-Q, and while we believe such information forms a reasonable basis for such statements, such information may be limited or incomplete, and our statements should not be read to indicate that we have conducted an exhaustive inquiry into, or review of, all potentially available relevant information. These statements are inherently uncertain, and investors are cautioned not to unduly rely upon these statements.

© 2026 NVIDIA Corporation. All rights reserved.

The following discussion and analysis of our financial condition and results of operations should be read in conjunction with the risk factors set forth in Item 1A. "Risk Factors" of our Annual Report on Form 10-K for the fiscal year ended January 25, 2026 and Part II, Item 1A. "Risk Factors" of this Quarterly Report on Form 10-Q and our Condensed Consolidated Financial Statements and related Notes thereto, as well as other cautionary statements and risks described elsewhere in this Quarterly Report on Form 10-Q and our other filings with the SEC, before deciding to purchase, hold, or sell shares of our common stock.

Overview

Our Company and Our Businesses

NVIDIA pioneered accelerated computing to help solve the most challenging computational problems. Since our original focus on PC graphics, we have expanded to several other large and important computationally intensive fields. Fueled by the sustained demand for exceptional 3D graphics and the scale of the gaming market, NVIDIA has leveraged its GPU architecture to create platforms for scientific computing, AI, data science, autonomous vehicles, robotics, and digital twin applications. NVIDIA is now a data center-scale AI infrastructure company reshaping all industries.

Our two operating segments are "Compute & Networking" and "Graphics." Refer to Note 13 of the Notes to Condensed Consolidated Financial Statements in Part I, Item 1 of this Quarterly Report on Form 10-Q for additional information.

Headquartered in Santa Clara, California, NVIDIA was incorporated in California in April 1993 and reincorporated in Delaware in April 1998.

Recent Developments, Future Objectives and Challenges

Revenue growth in the first quarter was driven by data center products for accelerated computing and AI solutions. Blackwell continued to account for the majority of our system shipments.

The availability of data centers, energy, and capital to support the buildout of NVIDIA AI infrastructure by our customers and partners is crucial, and any shortage of these or other necessary resources could impact our future revenue and financial performance. Expanding energy capacity to meet demand is a complex, multi-year process that involves significant regulatory, technical, and construction challenges. In addition, access to capital can be particularly constrained for less-capitalized companies, which may face difficulties securing financing for large-scale infrastructure projects. These limitations could delay customer and partner deployments or reduce the scale of accelerated computing and AI adoption.

We expect our Rubin platform to start shipping in the second half of fiscal year 2027. The complexity of bringing up our product architecture and sophisticated system configurations has caused and may in the future cause delays in production and create challenges in managing supply and demand. This could further result in revenue volatility, quality issues, increased inventory provisions, decreases in product yields and higher material costs, and/or increased warranty costs. Customers may postpone purchasing new architectures or may adopt new technologies more gradually than anticipated, affecting our revenue timing and supply chain expenses.

Beginning in February 2026, the U.S. government, or USG, granted licenses that allow us to ship small amounts of H200 products to specific China-based customers. To date, we have not generated any revenue under the H200 licensing program, and do not yet know whether any imports will be allowed into China. The license requires that the H200s go through an inspection process in the United States prior to any shipment to the customer. As a result, any H200 shipped under the new licensing program will be subject to a 25% tariff upon importation into the United States.

The recent rise in high-quality, open-source foundation models is making advanced AI capabilities broadly accessible. Open-source AI is dependent on developer adoption, and if deployed on our competitors' platforms, it could reduce demand for our products and services.

We have made, and expect to continue making, investments in our ecosystem to enhance our growth opportunities, cultivate our ecosystem, and strengthen our competitive position. In the first quarter of fiscal year 2027, we made the following investments:

- \$18.6 billion in private companies and infrastructure funds. Some of these investments include AI model makers that may indirectly purchase or use our products in the cloud.
- We made investments in publicly-held equity securities where the value may fluctuate significantly and could adversely affect our financial results.

Our global supply chain for our networking products, including our Israel operations of approximately 5,900 employees supporting research and development, operations, and sales and marketing, has not been significantly impacted by the conflict in the Middle East. If the conflict escalates or extends, it could affect future product development, supply chain, and revenue, and create business uncertainty.

Macroeconomic factors, including tariffs, inflation, interest changes, capital market volatility, global supply chain constraints, and global economic and geopolitical developments and conflicts, have direct and indirect impacts on our results of operations, particularly demand for our products. While difficult to isolate and quantify, these macroeconomic factors impact our supply chain and manufacturing costs, employee wages, costs for capital equipment, the value of our investments, revenue, and competitive position. Our product and solution pricing generally does not fluctuate with short-term changes in our costs. Within our supply chain, we continuously manage product availability and costs with our vendors.

Refer to Part II, Item 1A, "Risk Factors" for a discussion of these factors and other risks.

First Quarter of Fiscal Year 2027 Summary

	Three Months Ended			Quarter-over-Quarter Change	Year-over-Year Change
	Apr 26, 2026	Jan 25, 2026	Apr 27, 2025		
	<i>(\$ in millions, except per share data)</i>				
Revenue	\$ 81,615	\$ 68,127	\$ 44,062	20 %	85 %
Gross margin	74.9 %	75.0 %	60.5 %	(0.1) pts	14.4 pts
Operating expenses	\$ 7,621	\$ 6,794	\$ 5,030	12 %	52 %
Operating income	\$ 53,536	\$ 44,299	\$ 21,638	21 %	147 %
Net income	\$ 58,321	\$ 42,960	\$ 18,775	36 %	211 %
Net income per diluted share	\$ 2.39	\$ 1.76	\$ 0.76	36 %	214 %

We specialize in markets where our computing platforms can provide tremendous acceleration for applications. These platforms incorporate processors, interconnects, software, algorithms, systems, and services to deliver unique value.

Following the rapid evolution in our businesses, we are transitioning to a new reporting framework that better reflects our current and future growth drivers.

We will have two market platforms – Data Center and Edge Computing.

Within Data Center, we will report two sub-markets, Hyperscale and ACIE which incorporates AI Clouds, Industrial, and Enterprise. Hyperscale will include revenue from the public clouds and the world's largest consumer internet companies,

while ACIE addresses our growth opportunity in diverse AI purpose-built data centers and AI factories across industries and countries.

Edge Computing highlights devices for agentic and physical AI including PCs, game consoles, workstations, AI-RAN base stations, robotics and automotive.

	Three Months Ended			Quarter-over-Quarter Change	Year-over-Year Change
	Apr 26, 2026	Jan 25, 2026	Apr 27, 2025		
	(\$ in millions)				
Revenue by Market Platform (1)					
Data Center	\$ 75,246	\$ 62,314	\$ 39,112	21 %	92 %
Hyperscale	37,869	33,814	17,599	12 %	115 %
AI Clouds, Industrial, & Enterprise	37,377	28,500	21,513	31 %	74 %
Edge Computing	6,369	5,813	4,950	10 %	29 %
Total revenue	\$ 81,615	\$ 68,127	\$ 44,062	20 %	85 %

(1) In the first quarter of fiscal year 2027, we changed our presentation of revenue by market platform and the comparable periods have been recast.

Revenue was \$81.6 billion, up 85% from a year ago and up 20% sequentially.

Data Center revenue was \$75.2 billion, up 92% from a year ago and up 21% sequentially, driven by the ramp of our Blackwell 300 products and demand for our InfiniBand, Spectrum-X Ethernet, and NVLink solutions. Hyperscaler revenue increased sequentially and remained at approximately 50% of Data Center revenue, while the remaining 50% came from a continued diversification of customers, including AI Clouds, industrial, enterprise, and sovereign customers. No shipments of Data Center Hopper products to China occurred during the quarter, compared with \$4.6 billion in the first quarter of fiscal year 2026.

Edge Computing revenue for the first quarter was \$6.4 billion, up 29% from a year ago and up 10% sequentially. The increases were driven by robust Blackwell workstation demand, partially offset by slower consumer PC demand that was tempered by elevated memory and systems prices.

Gross margin increased from a year ago on lower inventory provisions, primarily due to the prior year's \$4.5 billion charge associated with H2O excess inventory and purchase obligations. Gross margin was approximately flat sequentially as our Blackwell architecture remains the majority of our revenue.

Operating expenses were up 52% from a year ago and up 12% sequentially. The increases were primarily driven by higher compensation and benefits expense due to employee growth and compensation increases, compute and infrastructure costs, and engineering development materials for new product developments.

Financial Information by Business Segment and Geographic Data

Refer to Note 13 of the Notes to the Condensed Consolidated Financial Statements for disclosure regarding segment information.

Critical Accounting Policies and Estimates

Refer to Part II, Item 7, "Critical Accounting Policies and Estimates" of our Annual Report on Form 10-K for the fiscal year ended January 25, 2026. There have been no material changes to our Critical Accounting Policies and Estimates.

Results of Operations

The following table sets forth, for the periods indicated, certain items in our Condensed Consolidated Statements of Income expressed as a percentage of revenue.

	Three Months Ended	
	Apr 26, 2026	Apr 27, 2025
Revenue	100.0 %	100.0 %
Cost of revenue	25.1	39.5
Gross profit	74.9	60.5
Operating expenses		
Research and development	7.7	9.1
Sales, general and administrative	1.6	2.4
Total operating expenses	9.3	11.5
Operating income	65.6	49.0
Interest income	0.7	1.2
Interest expense	(0.1)	(0.1)
Other income (expense), net	19.5	(0.4)
Total other income, net	20.1	0.7
Income before income tax	85.7	49.7
Income tax expense	14.2	7.1
Net income	71.5 %	42.6 %

Reportable Segments

Revenue by Reportable Segments

	Three Months Ended			
	Apr 26, 2026	Apr 27, 2025	\$ Change	% Change
	(\$ in millions)			
Compute & Networking	\$ 74,550	\$ 39,589	\$ 34,961	88 %
Graphics	7,065	4,473	2,592	58 %
Total	\$ 81,615	\$ 44,062	\$ 37,553	85 %

Operating Income by Reportable Segments

	Three Months Ended			
	Apr 26, 2026	Apr 27, 2025	\$ Change	% Change
	(\$ in millions)			
Compute & Networking	\$ 53,335	\$ 22,054	\$ 31,281	142 %
Graphics	2,941	1,640	1,301	79 %
Total	\$ 56,276	\$ 23,694	\$ 32,582	138 %

Compute & Networking revenue – The year-over-year increase in the first quarter of fiscal year 2027 was due to growth in Data Center products, driven by the ramp of our Blackwell systems and demand for our InfiniBand, Spectrum-X Ethernet, and NVLink solutions.

Graphics revenue – The year-over-year increase in the first quarter of fiscal year 2027 was driven by sales of our Blackwell architecture.

Reportable segment operating income – The year-over-year increase in Compute & Networking segment operating income in the first quarter of fiscal year 2027 was driven by the growth in revenue and the non-recurrence of a \$4.5 billion charge associated with H2O excess inventory and purchase obligations in the first quarter of fiscal year 2026. The year-over-year increase in Graphics segment operating income in the first quarter of fiscal year 2027 was driven by the growth in revenue.

The increase in sales, general and administrative expenses for the first quarter of fiscal year 2027 was primarily driven by compensation and benefits, including stock-based compensation, reflecting employee growth and compensation increases.

Total Other Income, Net

	Three Months Ended		
	Apr 26, 2026	Apr 27, 2025	\$ Change
	<i>(In millions)</i>		
Interest income	\$ 540	\$ 515	\$ 25
Interest expense	(102)	(63)	(39)
Other income (expense), net	15,929	(180)	16,109
Total other income, net	\$ 16,367	\$ 272	\$ 16,095

Total other income, net primarily consists of realized or unrealized gains and losses from investments in non-marketable securities and publicly-held equity securities. The change in Other income (expense), net compared to the first quarter of fiscal year 2026, was primarily driven by unrealized gains on investments in publicly-held equity securities of \$13.4 billion and non-marketable equity securities of \$2.6 billion.

Income Taxes

Income tax expense was \$11.6 billion and \$3.1 billion for the first quarter of fiscal years 2027 and 2026, respectively. Income tax as a percentage of income before income tax was 16.6% and 14.3% for the first quarter of fiscal years 2027 and 2026, respectively.

The effective tax rate increased primarily due to a lower percentage of tax benefits from stock-based compensation relative to the increase in income before income tax.

Our effective tax rates for the first quarter of fiscal years 2027 and 2026 were lower than the U.S. federal statutory rate of 21% primarily due to tax benefits from foreign-derived deduction eligible income, income earned in jurisdictions that were subject to taxes at rates lower than the U.S. federal statutory tax rate, stock-based compensation, and the U.S. federal research tax credit.

Refer to Note 11 of the Notes to Condensed Consolidated Financial Statements in Part I, Item 1 of this Quarterly Report on Form 10-Q for additional information.

Liquidity and Capital Resources

	Apr 26, 2026	Jan 25, 2026
	<i>(In millions)</i>	
Cash and cash equivalents	\$ 13,237	\$ 10,605
Marketable debt securities	37,098	39,065
Cash, cash equivalents, and marketable debt securities	\$ 50,335	\$ 49,670

	Three Months Ended	
	Apr 26, 2026	Apr 27, 2025
	<i>(In millions)</i>	
Net cash provided by operating activities	\$ 50,344	\$ 27,414
Net cash used in investing activities	\$ (26,429)	\$ (5,216)
Net cash used in financing activities	\$ (21,283)	\$ (15,553)

Our fixed income security investments include highly rated, diversified investment types and credit exposures with shorter maturities.

Cash provided by operating activities increased in the first quarter of fiscal year 2027 compared to the first quarter of fiscal year 2026 due to higher revenue.

Cash used in investing activities increased in the first quarter of fiscal year 2027 compared to the first quarter of fiscal year 2026, primarily driven by higher purchases of equity investment securities.

Cash used in financing activities increased in the first quarter of fiscal year 2027 compared to the first quarter of fiscal year 2026, mainly due to higher share repurchases.

Liquidity

Our primary sources of liquidity include cash, cash equivalents, marketable debt and equity securities, and cash generated by our operations. As of April 26, 2026, we had \$50.3 billion in cash, cash equivalents, and marketable debt securities as well as \$30.2 billion of marketable equity securities. We believe that we have sufficient liquidity to meet our operating requirements for at least the next twelve months and for the foreseeable future, including our future obligations. We continuously evaluate our liquidity and capital resources, including our access to external capital, to ensure we can finance future capital requirements and commitments.

Our marketable securities consist of publicly-held equity securities, debt securities issued by the U.S. government and its agencies, highly-rated corporations and financial institutions, and foreign government entities, as well as certificates of deposit issued by highly-rated financial institutions. These marketable securities are primarily denominated in U.S. dollars. Refer to Note 5 of the Notes to Condensed Consolidated Financial Statements in Part I, Item 1 of this Quarterly Report on Form 10-Q for additional information.

Except for approximately \$1.7 billion of cash, cash equivalents, and marketable debt securities held outside of the U.S., for which we have not accrued any related foreign or state taxes if we repatriate these amounts to the U.S., substantially all of our cash, cash equivalents, and marketable debt securities held outside the U.S. at the end of the first quarter of fiscal year 2027 are available for use in the U.S. without incurring additional U.S. federal income taxes. We made no federal income tax payments in the first quarter of fiscal year 2027, whereas our second quarter of fiscal year 2027 is scheduled to include two payments.

Capital Return to Shareholders

In the first quarter of fiscal year 2027, we repurchased 108 million shares of our common stock for \$20.2 billion. As of April 26, 2026, we were authorized, subject to certain specifications, to repurchase up to \$38.5 billion of our common stock.

On May 18, 2026, our Board of Directors approved an additional \$80.0 billion in share repurchase authorization, without expiration.

We may execute repurchases from time to time, subject to market conditions, operating requirements and other investment opportunities, in the open market, in privately-negotiated transactions, pursuant to a Rule 10b5-1 trading plan or in structured share repurchase agreements in compliance with Rule 10b-18 of the Exchange Act. Our share repurchase program may be suspended at any time at our discretion.

We paid cash dividends to our shareholders of \$243 million during the first quarter of fiscal year 2027. On May 18, 2026, we increased our quarterly cash dividend from \$0.01 per share to \$0.25 per share to all shareholders of record on June 4, 2026. Our quarterly cash dividend will be paid on June 26, 2026.

The payment of future cash dividends is subject to our Board of Directors' continuing determination that the declaration of dividends is in the best interests of our shareholders.

The U.S. Inflation Reduction Act of 2022 requires a 1% excise tax on certain share repurchases in excess of shares issued for employee compensation made after December 31, 2022. The excise tax is included in our share repurchase cost and was not significant for the first quarter of fiscal year 2027.

Outstanding Indebtedness and Commercial Paper Program

Our aggregate debt maturities as of April 26, 2026, by year payable, were as follows:

	Apr 26, 2026	
	<i>(In millions)</i>	
Due in one year	\$	1,000
Due in one to five years		2,750
Due in five to ten years		1,250
Due in greater than ten years		3,500
Unamortized debt discount and issuance costs		(30)
Net carrying amount	\$	8,470
Less short-term portion		(1,000)
Total long-term portion	\$	7,470

We have a commercial paper program to support general corporate purposes, pursuant to which we may issue unsecured paper notes, from time to time or all at once, up to \$25.0 billion. As of April 26, 2026, no commercial paper was outstanding.

Refer to Note 9 of the Notes to Condensed Consolidated Financial Statements in Part I, Item 1 of this Quarterly Report on Form 10-Q for further discussion.

Material Cash Requirements and Other Obligations

For descriptions of our facility lease guarantees, long-term debt, purchase commitments, and operating lease obligations, refer to Note 8, Note 9, Note 10, and Note 14 of the Notes to the Condensed Consolidated Financial Statements in Part I, Item 1 of this Quarterly Report on Form 10-Q, respectively.

We expect to continue investing in our ecosystem. Refer to Note 6 and Item 1A. Risk Factors for additional information regarding our investments.

Unrecognized tax benefits were \$4.5 billion, which includes related interest and penalties of \$439 million, and were recorded in non-current income tax payable as of April 26, 2026. We are unable to estimate the timing of any potential tax liability, interest payments, or penalties in individual years due to uncertainties in the underlying income tax positions and the timing of the effective settlement of such tax positions. We are currently under examination by the Internal Revenue Service for our fiscal years 2023 and 2024. Refer to Note 11 of the Notes to Condensed Consolidated Financial Statements in Part I, Item 1 of this Quarterly Report on Form 10-Q.

Other than the contractual obligations described in Notes 6 and 10, there were no material changes outside the ordinary course of business in our contractual obligations from those disclosed in our Annual Report on Form 10-K for the fiscal year ended January 25, 2026. Refer to Item 7, "Management's Discussion and Analysis of Financial Condition and Results of Operations - Liquidity and Capital Resources" in our Annual Report on Form 10-K for the fiscal year ended January 25, 2026 for a description of our contractual obligations. For a description of our facility lease guarantees, long-term debt, purchase obligations, and operating lease obligations, refer to Notes 8, 9, 10, and 14 of the Notes to the Condensed Consolidated Financial Statements in Part I, Item 1 of this Quarterly Report on Form 10-Q, respectively.

Adoption of New and Recently Issued Accounting Pronouncements

There has been no adoption of any new and recently issued accounting pronouncements.

Item 3. Quantitative and Qualitative Disclosures About Market Risk

Investment and Interest Rate Risk

Financial market risks related to investment and interest rate risk are described in Part II, Item 7A, "Quantitative and Qualitative Disclosures About Market Risk" in our Annual Report on Form 10-K for the fiscal year ended January 25, 2026. Our marketable equity securities consist of publicly-held equity securities, while our non-marketable equity securities are investments in privately-held companies. Publicly-held equity securities are subject to market price volatility. A hypothetical 10% decrease in our publicly-held equity securities would decrease the fair value of the publicly-held equity securities balance by \$3.9 billion and \$1.8 billion as of April 26, 2026 and January 25, 2026, respectively.

Non-marketable equity securities are measured based on cost minus impairment, if any, and are adjusted for observable price changes in orderly transactions for an identical or similar investment in the same issuer. Valuations of our non-

marketable equity securities are inherently complex due to the lack of readily available market data and observable transactions, and impact of macroeconomic factors.

For a description of our equity investments, refer to Notes 5 and 6 of the Notes to Condensed Consolidated Financial Statements in Part I, Item 1 of this Quarterly Report on Form 10-Q, respectively.

Foreign Exchange Rate Risk

The impact of foreign currency transactions related to foreign exchange rate risk is described in Part II, Item 7A, "Quantitative and Qualitative Disclosures About Market Risk" in our Annual Report on Form 10-K for the fiscal year ended January 25, 2026. As of April 26, 2026, there have been no material changes to the foreign exchange rate risks described as of January 25, 2026.

Item 4. Controls and Procedures

Controls and Procedures

Disclosure Controls and Procedures

Based on their evaluation as of April 26, 2026, our management, including our Chief Executive Officer and Chief Financial Officer, has concluded that our disclosure controls and procedures (as defined in Rule 13a-15(e) under the Exchange Act) were effective to provide reasonable assurance that the information we are required to disclose in reports that we file or submit under the Exchange Act is recorded, processed, summarized and reported within the time periods specified in the SEC rules and forms, and that such information is accumulated and communicated to our management, including our Chief Executive Officer and our Chief Financial Officer, as appropriate, to allow timely decisions regarding required disclosures.

Changes in Internal Control Over Financial Reporting

There have been no changes in our internal control over financial reporting during the first quarter of fiscal year 2027 that have materially affected, or are reasonably likely to materially affect, our internal control over financial reporting. We are continuing a phased upgrade of our enterprise resource planning, or ERP, system to update our existing core financial systems. The ERP system is designed to accurately maintain our financial records used to report operating results. We will continue to evaluate each quarter whether there are changes that materially affect our internal control over financial reporting.

Inherent Limitations on Effectiveness of Controls

Our management, including our Chief Executive Officer and Chief Financial Officer, does not expect that our disclosure controls and procedures, or our internal controls, will prevent all error and all fraud. A control system, no matter how well conceived and operated, can provide only reasonable, not absolute, assurance that the objectives of the control system are met. Further, the design of a control system must reflect the fact that there are resource constraints, and the benefits of controls must be considered relative to their costs. Because of the inherent limitations in all control systems, no evaluation of controls can provide absolute assurance that all control issues and instances of fraud, if any, within NVIDIA have been detected.

Part II. Other Information

Item 1. Legal Proceedings

Refer to Part I, Item 1, Note 10 of the Notes to the Condensed Consolidated Financial Statements for a discussion of significant developments in our legal proceedings since January 25, 2026.

Item 1A. Risk Factors

Other than the risk factors listed below, there have been no material changes from the risk factors previously described under Item 1A of our Annual Report on Form 10-K for the fiscal year ended January 25, 2026.

Purchasing or owning NVIDIA common stock involves investment risks including, but not limited to, the risks described in Item 1A of our Annual Report on Form 10-K for the fiscal year ended January 25, 2026, and below. Any one of those risks could harm our business, financial condition and results of operations or reputation, which could cause our stock price to decline. Additional risks, trends and uncertainties not presently known to us or that we currently believe are immaterial may also harm our business, financial condition, results of operations or reputation.

Competition could adversely impact our market share and financial results.

Our target markets remain competitive, and competition may intensify with expanding and changing product and service offerings, industry standards, customer and market needs, new entrants and consolidations. Other companies compete

with us on a wide range of parameters including price, total cost of ownership, and performance, which has resulted and may in the future result in lower-than-expected selling prices or demand for our products. Some of our competitors operate their own fabrication facilities, and have longer operating histories, larger customer bases, more comprehensive IP portfolios and patent protections, more design wins, and greater financial, sales, marketing and distribution resources than we do. These competitors may be able to acquire market share and/or prevent us from doing so, more effectively identify and capitalize upon opportunities in new markets and end-user trends, more quickly transition their products, and impinge on our ability to procure sufficient foundry capacity and scarce input materials during a supply-constrained environment, which could harm our business. Some of our customers are developing their own ASICs and other products, including designs optimized for certain workloads that may not require all of the features and functionality our data center systems provide. Others may offer cloud-based services that compete with our AI cloud service offerings, and we may not be able to establish market share sufficient to achieve the scale necessary to meet our business objectives. If we are unable to successfully compete in this environment, demand for our products, services, and technologies could decrease, which may negatively impact our business.

Long manufacturing lead times and uncertain supply and capacity availability, combined with a failure to estimate customer demand accurately, has led and could in the future lead to mismatches between supply and demand.

We have long manufacturing lead times and build finished products and maintain inventory in advance of anticipated demand. In periods of shortages impacting the semiconductor industry and/or limited supply or capacity in our supply chain, the lead times for certain supply may be extended. We have previously experienced and may continue to experience extended lead times of more than 12 months. To secure future supply and capacity, we have paid premiums, provided deposits, and entered into long-term supply agreements and capacity commitments, which have increased our product costs and this may continue. We may still be unable to secure sufficient commitments for capacity to address our business needs.

If we inaccurately estimate demand, or our customers change orders, as we have experienced in the past, we may not be able to reduce our supply commitments in time, at the same rate, or at all. Significant mismatches between supply and demand have varied across our market platforms, resulted in both product shortages and excess inventory, significantly harmed our financial results and could reoccur. If we underestimate demand, and our foundry partners and contract manufacturers are unable to increase production or provide sufficient supply, we may not be able to meet increased customer demand in a timely manner, or at all. Our reputation and customer relationships could be damaged and we could lose revenue and market share. Additionally, since some of our products are part of a complex data center buildout, supply constraints or availability issues with respect to any one component have had and may have a broader revenue impact. For example, our ability to sell certain products has been and could be impeded if components necessary for the finished products are not available from third parties.

If we overestimate demand, or if customers cancel or defer orders or choose to purchase from our competitors, we may not be able to utilize on-hand inventory or reduce purchase commitments accordingly. We have had to reduce average selling prices, including due to our channel pricing programs, increase prices for certain of our products as a result of our suppliers' increase in prices, write down our inventory, incur cancellation penalties, and record impairments, and may have to do so in the future. The impact of these risks would be amplified by our non-cancellable and non-returnable purchase orders placed in advance of our historical lead times and could be exacerbated if we need to make changes to the design of future products. These risks have increased and may continue to increase as our purchase obligations and prepaids have grown and are expected to continue to grow and become a greater portion of our total supply. All of these factors may negatively impact our gross margins and financial results.

Factors that have caused and/or could in the future cause us to underestimate or overestimate demand, and impact the timing and volume of our revenue, include:

- changes in product development cycles and time to market;
- competing technologies and competitor product releases, announcements or other actions;
- changes in business and economic conditions;
- sudden or sustained government lockdowns or public health issues;
- rapidly changing technology or customer requirements;
- the availability of sufficient data center capacity or energy for customers to procure;
- new product introductions and transitions resulting in less demand for existing products;
- new or unexpected end-use cases;
- increase in demand for competitive products;
- changes in end-user demand;

- purchasing decisions made, and inventory levels held by, distributors, ODMs, OEMs, system integrators, other channel partners and other third parties;
- the ability of developers, end customers and other third parties to build, enhance, and maintain accelerated computing applications that leverage our platforms;
- the demand for accelerated computing, AI-related cloud services, or large language models;
- changes that impact the ecosystem for the architectures underlying our products and technologies;
- government actions or changes in governmental policies, such as export controls, increased restrictions on gaming usage, or tariffs;
- our customers' and partners' ability to secure capital and energy and to build complex data center infrastructure timely; and
- the availability of third-party content on our platforms, such as GeForce NOW.

The availability of data centers, energy, and capital to support the buildout of NVIDIA AI infrastructure by our customers and partners is crucial, and any shortage of these and other necessary resources could impact our future revenue and financial performance. Expanding energy capacity to meet demand is a complex, multi-year process involving significant regulatory, technical, and construction challenges. In addition, access to capital can be particularly constrained for less-capitalized companies, which may face difficulties securing financing for large-scale infrastructure projects. These limitations could delay customer and partner deployments or reduce the scale of accelerated computing and AI adoption.

Challenges in estimating demand could become more pronounced or volatile in the future on both a global and regional basis. Extended lead times may occur if we experience other supply constraints caused by natural disasters, pandemics or other events. Geopolitical tensions in regions where we rely on suppliers, contract manufacturers, and assembly partners that are critical to our supply continuity, could have a material adverse impact on us. Supply availability affecting memory, and other components, as well as rising prices, may drive the prices for data center buildouts higher. Publicly announced intentions by governments or other companies to purchase our products can further complicate our demand estimates, as such announcements are often non-binding and may not result in committed volumes.

We continue to increase our supply and capacity purchases with existing and new suppliers to support our demand projections and increasing complexity of our data center products. We have also entered and may continue to enter into prepaid manufacturing and capacity agreements to supply both current and future products. The increased purchase volumes and integration of new suppliers and contract manufacturers into our supply chain creates more complexity in managing multiple suppliers with variations in production planning, execution and logistics. Our expanding product portfolio and varying component compatibility and quality may lead to increased inventory levels. We have incurred and may in the future incur inventory provisions or impairments if our inventory or supply or capacity commitments exceed demand for our products or demand declines. We are increasing our U.S.-based manufacturing and investing in specialized equipment and processes to support domestic production. We may experience delays or difficulties in scaling production as planned. Our ability to increase manufacturing capabilities will depend on the domestic manufacturing ecosystem's capacity to ramp production supply to the required volume timely. Delays or shortfalls could impact our ability to meet demand.

Introducing or offering multiple architectures concurrently is complex and we often ship multiple architecture products simultaneously as our channel partners prepare to ship and support new products. We are generally in various stages of introducing and/or offering the architectures of our Data Center and Edge Computing products. The computing industry is experiencing a broader and faster launch cadence of accelerated computing platforms to meet a growing and diverse set of AI opportunities. We have introduced a new product and architecture cadence of our Data Center solutions where we seek to complete new computing solutions each year and provide a greater variety of Data Center offerings, including our Rubin platform which is expected to start shipping in the second half of fiscal year 2027. The increased frequency of these architecture introductions and the larger number of products and product configurations may magnify the challenges associated with managing our supply and demand which may further create volatility in our revenue. Qualification time for new products, customers anticipating new architecture introductions, and channel partners reducing channel inventory of prior architectures ahead of new product introductions can reduce, or create volatility in, our revenue. Customers may delay adopting new architectures if their data center infrastructure is not ready, which could affect the timing of our revenue. We have experienced and may in the future experience reduced demand for current generation architectures when customers anticipate new architectures, and we may be unable to sell multiple product architectures at the same time. Our financial results have been and may in the future be negatively impacted if we are unable to execute our architectural introductions as planned for any reason. The increased frequency and complexity of newly introduced products could result in unanticipated quality or production issues that could increase the magnitude of inventory provisions, warranty, or other costs or result in product delays. For example, our gross margins in the second quarter of fiscal year 2025 were negatively impacted by inventory provisions for low-yielding Blackwell material.

We incur significant engineering development resources for new products, and changes to our product roadmap may impact our ability to develop other products or adequately manage our supply chain cost. Customers may delay purchasing existing products as we increase the frequency of new products or may not be able to adopt our new products as fast as forecasted, both impacting the timing of our revenue and supply chain cost. While we have managed concurrent architecture introductions and/or offerings and have sold multiple product architectures at the same time, these efforts are difficult, may impair our ability to predict demand and impact our supply mix, and may cause us to incur additional costs.

Demand estimates for our products, applications, and services can be incorrect, which may create volatility in our revenue or supply levels. We may not be able to generate significant revenue from them. Because our products may be used in multiple use cases and applications, it is difficult to estimate with any reasonable degree of precision the impact of accelerated computing and AI models on our reported revenue or forecasted demand.

The use of our GPUs for new, mercurial, or trendy applications, has impacted, and can impact in the future, demand for our products, including by leading to inconsistent spikes and drops in demand. For example, several years ago, our gaming GPUs began to be used for mining digital currencies, such as Ethereum. It is difficult for us to estimate with any reasonable degree of precision the past or current impact of cryptocurrency mining, or forecast the future impact of cryptocurrency mining, on demand for our products. Volatility in the cryptocurrency market, including new compute technologies, price changes in cryptocurrencies, government cryptocurrency policies and regulations, new cryptocurrency standards and changes in the method of verifying blockchain transactions, has impacted and can in the future impact cryptocurrency mining and demand for our products and can further impact our ability to estimate demand for our products. Changes to cryptocurrency standards and processes including, but not limited to, the Ethereum 2.0 merge in 2022, have reduced and may in the future decrease the usage of GPUs for Ethereum mining. This has created and may in the future create increased aftermarket sales of our GPUs, which could negatively impact retail prices for our GPUs and reduce demand for our new GPUs. In general, our new products or previously sold products may be resold online or on the unauthorized "gray market," which also makes demand forecasting difficult. Gray market products and reseller marketplaces compete with our new products and distribution channels. Our inability to accurately predict our demand that arises from new use cases may create volatility in our revenue.

We are subject to complex laws, rules, regulations, and political and other actions, including restrictions on the export of our products, which may adversely impact our business.

We are subject to laws and regulations domestically and worldwide, affecting our operations in areas including, but not limited to, IP ownership and infringement; taxes; import and export requirements and tariffs; anti-corruption, including the Foreign Corrupt Practices Act; business acquisitions; foreign exchange controls and cash repatriation restrictions; foreign ownership and investment; data privacy requirements; competition and antitrust; investing; advertising; employment; product regulations; cybersecurity; environmental, health, and safety requirements; the responsible use of AI; sustainability; cryptocurrency; and consumer laws. Compliance with such requirements can be onerous and expensive, could impact our competitive position, and may negatively impact our business operations and ability to manufacture and ship our products. There can be no assurance that our employees, contractors, suppliers, customers or agents will not violate applicable laws or the policies, controls, and procedures that we have designed to help ensure compliance with such laws, and violations could result in fines, criminal sanctions against us, our officers, or our employees, prohibitions on the conduct of our business, and damage to our reputation. Changes to the laws, rules and regulations to which we are subject, or changes to their interpretation and enforcement, could lead to materially greater compliance and other costs, and/or further restrictions on our ability to manufacture and supply our products and operate our business. For example, we may face increased compliance costs as a result of changes or increases in antitrust legislation, regulation, administrative rule making, increased focus from regulators on cybersecurity vulnerabilities and risks. Our position in markets relating to AI has led to increased interest in our business from regulators worldwide, including the European Union, the United States, the United Kingdom, South Korea, Japan, and China. For example, the French Competition Authority collected information from us regarding our business and competition in the graphics card and CSP market as part of an ongoing inquiry into competition in those markets. We have also received, and continue to receive, broad requests for information from competition regulators in the European Union, the United States, the United Kingdom, China, and South Korea regarding our sales of GPUs and other NVIDIA products, our efforts to allocate supply, foundation models and our investments, partnerships and other agreements with companies developing foundation models, the markets in which we compete and our competition, our strategies, roadmaps, and efforts to develop, market, and sell hardware, software, and system solutions, and our agreements with customers, suppliers, and partners. We expect to receive additional requests for information in the future. Such requests have been and are likely to be expensive and burdensome and could negatively impact our business and our relationships with customers, suppliers, and partners.

Governments and regulators are also considering, and in certain cases, have imposed restrictions on the hardware, software, and systems used to develop frontier foundation models and generative AI. For example, the EU AI Act became effective on August 1, 2024 and will be fully applicable after a two-year transitional period. The EU AI Act may impact our ability to train, deploy, or release AI models in the EU. Several states are considering enacting or have already enacted regulations concerning AI technologies, with new state laws that took effect on January 1, 2026, which may impact our ability to train, deploy, or release AI models, and increase our compliance costs. Restrictions under these and any other regulations, if implemented, could increase the costs and burdens to us and our customers, delay or halt deployment of

new systems using our products, and reduce the number of new entrants and customers, negatively impacting our business and financial results. Revisions to laws or regulations or their interpretation and enforcement could also result in increased taxation, trade sanctions, the imposition of or increase to import duties or tariffs, restrictions and controls on imports or exports, or other retaliatory actions, which could have an adverse effect on our business plans or impact the timing of our shipments. Additionally, changes in the public perception of governments in the regions where we operate or plan to operate could negatively impact our business and results of operations.

Government actions, including trade protection and national and economic security policies of U.S. and foreign government bodies, such as tariffs, import or export regulations, including deemed export restrictions and restrictions on the activities of U.S. persons, trade and economic sanctions, decrees, quotas or other trade barriers and restrictions could affect our ability to ship products, provide services to our customers and employees, do business without an export license with entities on the U.S. Department of Commerce's U.S. Entity List or other USG restricted parties lists (which is expected to change from time to time), and generally fulfill our contractual obligations and have a material adverse effect on our business. If we were ever found to have violated export control laws or sanctions of the U.S. or similar applicable non-U.S. laws, even if the violation occurred without our knowledge, we may be subject to various penalties available under the laws, any of which could have a material and adverse impact on our business, operating results and financial condition.

For example, in response to the war in Ukraine, the United States and other jurisdictions imposed economic sanctions and export control measures which blocked the passage of our products, services and support into Russia, Belarus, and certain regions of Ukraine. In fiscal year 2023, we stopped direct sales to Russia and closed business operations in Russia. Concurrently, the war in Ukraine has impacted sales in EMEA and may continue to do so in the future.

The increasing focus on the risks and strategic importance of AI technologies has resulted in regulatory restrictions that target products and services capable of enabling or facilitating AI and may in the future result in additional restrictions impacting some or all of our product and service offerings.

Concerns regarding third-party use of AI for purposes contrary to local governmental interests, including concerns relating to the misuse of AI applications, models, and solutions, has resulted in and could in the future result in unilateral or multilateral restrictions on products that can be used for training, modifying, tuning, and deploying LLMs and other AI applications. Such restrictions have limited and could in the future limit the ability of downstream customers and users worldwide to acquire, deploy and use systems that include our products, software, and services, and negatively impact our business and financial results.

Such restrictions could include additional unilateral or multilateral export controls on certain products or technology, including but not limited to AI technologies. As geopolitical tensions have increased, semiconductors associated with AI, including GPUs and related products, are increasingly the focus of export control restrictions proposed by stakeholders in the U.S. and its allies. The United States has imposed unilateral worldwide controls restricting GPUs and associated products, and it is likely that additional unilateral or multilateral controls will be adopted. Such controls have been and may again be very broad in scope and application, prohibit us from exporting our products to any or all customers in one or more markets, and could negatively impact our manufacturing, testing and warehousing locations and options, or could impose other conditions that limit our ability to serve demand abroad and could negatively and materially impact our business, revenue and financial results. Export controls and other restrictions targeting GPUs and semiconductors associated with AI, which have been imposed and are likely to be more restrictive, would further limit our ability to export our technology, products, or services, creating a competitive disadvantage for us and negatively impacting our business and financial results. Export controls targeting GPUs and semiconductors associated with AI have subjected and may in the future subject downstream users of our products to restrictions on the use, resale, repair, or transfer of our products, negatively impacting our business and financial results. Controls could negatively impact our cost and/or ability to provide services such as NVIDIA AI cloud services and could impact the cost and/or ability for our CSPs and customers to provide services to their end customers, even outside China.

Export controls have and could in the future disrupt our supply chain and distribution channels, negatively impacting our ability to serve demand, including in markets outside China and for our non-data center products. The possibility of additional export controls has negatively impacted and may in the future negatively impact demand for our products, benefiting competitors that offer alternatives less likely to be restricted by further controls. Repeated changes in the export control rules are likely to impose compliance burdens on our business and our customers, negatively and materially impacting our business.

Increasing use of economic sanctions and export controls has impacted and may in the future impact demand for our products or services, negatively impacting our business and financial results. Reduced demand due to export controls has and could in the future lead to excess inventory or cause us to incur related supply charges. Additional unilateral or multilateral controls are also likely to include deemed export control limitations that negatively impact the ability of our research and development teams to execute our roadmap or other objectives in a timely manner. Additional export restrictions may not only impact our ability to serve overseas markets, but also provoke responses from foreign governments, including China, that negatively impact our supply chain or our ability to provide our products and services to customers in all markets worldwide, which could also substantially reduce our revenue. Regulators in China have

inquired about our sales and efforts to supply the China market and our fulfillment of the commitments we entered into at the close of our Mellanox acquisition. On September 15, 2025, China's antitrust regulators published their preliminary finding that our compliance with applicable U.S. export controls, which required us to offer degraded products to the Chinese market, discriminated unfairly against customers in the China market and therefore violated the terms of China's approval of our Mellanox acquisition. If regulators conclude that we have failed to fulfill the terms of our Mellanox acquisition or we have violated any applicable law in China, we could be subject to financial penalties, restrictions on our ability to conduct our business, restrictions or other orders regarding our networking business, products, and services, or otherwise impact our operations in China, any of which could have a material and adverse impact on our business, operating results and financial condition.

We continue to be subject to a series of shifting and expanding export control restrictions, impacting our ability to serve customers outside the United States.

In August 2022, the USG announced export restrictions and export licensing requirements targeting China's semiconductor and supercomputing industries. These restrictions impacted exports of certain chips, as well as software, hardware, equipment and technology used to develop, produce and manufacture certain chips to China (including Hong Kong and Macau) and Russia, and specifically impact our A100 and H100 integrated circuits, DGX or any other systems or boards which incorporate A100 or H100 integrated circuits.

In July 2023, the USG also informed us of an additional licensing requirement for a subset of A100 and H100 products destined to certain customers and other regions, including some countries in the Middle East.

In October 2023, the USG announced new and updated licensing requirements for exports to China and Country Groups D:1, D:4, and D:5 (including but not limited to, Saudi Arabia, the United Arab Emirates, and Vietnam, but excluding Israel) of our products exceeding certain performance thresholds, including, but not limited to, the A100, A800, H100, H800, L4, L40, L40S RTX 4090, GB200 NVL72, and B200. The licensing requirements also apply to the export of products exceeding certain performance thresholds to a party headquartered in, or with an ultimate parent headquartered in, Country Group D5, including China.

In April 2025, the USG informed us that it requires a license for export to China (including Hong Kong and Macau) and D:5 countries, or to companies headquartered or with an ultimate parent therein, of our H20 integrated circuits and any other circuits achieving the H20's memory bandwidth, interconnect bandwidth, or combination thereof. As a result of these requirements, we incurred a \$4.5 billion charge in the first quarter of fiscal year 2026 associated with H20 for excess inventory and purchase obligations, as the demand for H20 products diminished.

Beginning in August 2025, the USG granted licenses that would allow us to ship certain H20 products to certain China-based customers. USG officials expressed an expectation that the USG will receive 15% or more of the revenue generated from licensed sales of our products, but the USG did not publish a regulation codifying such requirement.

Beginning in February 2026, the USG granted licenses that would allow us to ship small amounts of H200 products to specific China-based customers. To date, we have not generated any revenue under the H200 licensing program, and do not yet know whether any imports will be allowed into China. The license requires that the H200s go through an inspection process in the United States prior to any shipment to the customer. As a result, any H200 shipped under the new licensing program will be subject to a 25% tariff upon importation into the United States.

In the event that we are able to sell licensed products into the China market, we may not be able to pass along all or any of the tariff to our customers, and may be subject to litigation, increased costs, and a harmed competitive position.

The export controls applicable to China are complex and address a variety of parameters, including the total processing performance of a chip, the "performance density" of a chip, the interconnect bandwidth of a chip, and the memory bandwidth of a chip. Under the current rules and geopolitical landscape, we are unable to create and deliver a competitive product for China's data center market that receives approval from both the USG and the Chinese government. As of the end of the first quarter of fiscal year 2027, while we were able to ship uncontrolled products to China, such as gaming and workstation GPUs, we were effectively foreclosed from competing in China's data center computing/compute market, and our effective foreclosure from the China market helped our competitors build larger developer and customer ecosystems to challenge us worldwide. Unless we are able to return with a data center system that meets the approval of both the USG and the Chinese government, our lost opportunity and the benefit to our competitors will have a material and adverse impact on our business, operating results, and financial condition.

In addition to controls targeting D:1, D:4 and D:5 countries, the USG has also imposed worldwide export controls impacting our products, and may impose additional controls in the future.

In January 2025, the USG published the AI Diffusion IFR in the Federal Register. The IFR would have imposed a worldwide licensing requirement on our data center products, such as our H200, GB200 and GB300. The AI Diffusion IFR would have divided the world into three tiers, relegating most countries to "Tier 2" status, and would have created a complex and burdensome scheme for licensing approvals.

In May 2025, the USG announced that it would rescind the AI Diffusion IFR and implement a replacement rule. The scope, timing, and requirements of the forthcoming rule remain uncertain. The replacement rule may impose new restrictions on our products or operations and/or add license requirements that could have a material impact on our business, operating results, and financial condition. For example, in October 2025, the Senate passed the GAIN AI Act in the National Defense Authorization Act. The GAIN AI Act would restrict the Trump Administration's ability to adapt the Biden Administration's export control rules and could also allow private U.S. persons to review and overturn licensing and foreign policy decisions made by the Trump Administration. Congress is also considering legislation such as the Remote Access Security Act, or RASA, which could prohibit the provision of cloud services to any company with an ultimate parent headquartered in China. If enacted, RASA could impose new restrictions on cloud service providers and OEMs, and could have a material impact on our business, operating results, and financial condition.

Our competitive position has been harmed by export controls, and our competitive position and future results will be further harmed, over the long term, if the restrictions remain in place or are expanded in geographic, customer, or product scope, if customers purchase product from competitors, if customers develop their own internal solution, if we are unable to provide contractual warranty or other extended service obligations, if the USG does not grant licenses in a timely manner or denies licenses to significant customers or if we incur significant transition costs. The licensing process may not be resolved before significant business opportunities evaporate. Even if the USG grants any requested licenses, the licenses have already and may in the future be temporary, impose burdensome conditions regarding the installation, maintenance, and use of such products, or include financial or economic requirements that we or our customers or end users cannot or choose not to fulfill. The licensing requirements have already and may in the future benefit certain of our competitors, as the licensing process will make our pre-sale and post-sale technical support efforts more cumbersome and less certain and encourage customers in China, the Middle East, and other regions to pursue alternatives to our products, including semiconductor suppliers based in China, Europe, and Israel.

Given the increasing strategic importance of AI and rising geopolitical tensions, the USG has changed and may again change the export control rules at any time and further subject a wider range of our products to export restrictions and licensing requirements, negatively impacting our business and financial results. In the event of such change, we may be unable to sell our inventory of such products and may be unable to develop replacement products not subject to the licensing requirements.

For example, the USG already imposed license conditions that limit the ability of foreign firms to create and offer as a service large-scale GPU clusters, such as imposing license conditions on the use of products to be exported to certain countries, and may impose additional conditions such as requiring chip tracking and throttling mechanisms that could disable or impair GPUs if certain events, including unauthorized system configuration, use, or location, are detected. Such government mandates in chip designs could introduce system vulnerabilities and expose us to significant risk and potential liability, negatively impact demand for our products, and could have a material impact on our business, operating results, and financial condition. Even if not enacted into binding legislation, draft bills have impacted and may in the future negatively impact our business. For example, following U.S. legislative proposals calling for mandatory features in our chips, China's government publicly questioned whether our H20 products have built-in vulnerabilities, discouraging customers from purchasing our products. We provided a public response explaining that our GPUs, including H20, do not include such built-in vulnerabilities, and will respond to any follow-up questions we receive.

Open-source foundation models are rapidly growing in popularity with developers worldwide. The demand for open-source foundation models and applications promotes use of our products worldwide. Any regulatory control or other restriction that limits our ability to provide products and services that support third-party applications and models, including applications built on foundation models originating in China such as DeepSeek, Qwen, or KIMMI, could have a material impact on our business, operating results, and financial condition.

The USG already imposed export controls restricting certain gaming GPUs, and if the USG expands such controls to restrict additional gaming products, it may disrupt a significant portion of our supply and distribution chain and negatively impact sales of such products to markets outside China, including the U.S. and Europe. For example, the French Competition Authority (FCA) is questioning whether gaming GPUs and data center GPUs are separate product categories, an inquiry that may impact the export controls applicable to gaming products sold in France and Europe. In addition, as the performance of the gaming GPUs increases over time, export controls may have a greater impact on our ability to compete in markets subject to those controls. Export controls may disrupt our supply and distribution chain for a substantial portion of our products, which are warehoused in and distributed from Hong Kong.

Export controls restricting our ability to sell data center GPUs may also negatively impact demand for our networking products used in servers containing our GPUs. The USG may also impose export controls on our networking products, such as high-speed network interconnects, to limit the ability of downstream parties to create large clusters for frontier model training.

Export controls have and are likely in the future to have a disproportionate impact on NVIDIA and may disadvantage us against certain of our competitors that sell chips that are outside the scope of such control. Export controls have already and may in the future encourage customers outside China and other impacted regions to "design-out" certain U.S. semiconductors from their products to reduce the compliance burden and risk, and to ensure that they are able to serve

markets worldwide. Export controls have already encouraged and may in the future encourage overseas governments to request that our customers purchase from our competitors rather than NVIDIA or other U.S. firms, harming our business, market position, and financial results.

As a result, export controls have in the past and may in the future negatively impact demand for our products and services not only in China, but also in other markets, such as Europe, Latin America, and Southeast Asia. Export controls increase the risk of investing in U.S. advanced semiconductor products, because by the time a new product is ready for market, it may be subject to new unilateral export controls restricting its sale, resulting in excess inventory and purchase obligations as we recently experienced with the H20. At the same time, such controls may increase investment in foreign competitors, which would be less likely to be restricted by U.S. controls.

The increasingly complex export controls impose complex and burdensome compliance obligations on our partners, suppliers, and customers. We have provided and will continue to provide assistance to authorities regarding attempted diversion, but as we do not have physical control of our products after sale, we must also rely on the compliance programs of our customers and partners. While we seek to strictly comply with all applicable export control regulators, reports of diversion of controlled products, even when unsubstantiated and untrue, or any compliance failure at a customer or partner, may negatively impact our business, relationships with partners and customers, and our reputation. Incorrect allegations that our compliance efforts satisfy the letter but not the “spirit” of the applicable regulations, as well as incorrect allegations that legitimate and appropriate business is using supposed “loopholes” in the export controls may negatively impact our business, relationships with partners and customers, and our reputation.

In addition to export controls, the USG may impose restrictions on the import and sale of products that incorporate technologies developed or manufactured in whole or in part in China. For example, the USG adopted “Connected Vehicle” restrictions on the import and sale of certain automotive products in the United States, which if adopted and interpreted broadly, could impact our ability to develop and supply solutions for our automotive customers. The USG is also considering restrictions that would limit our ability to support third-party applications and models built on open-source foundation models originating in China. Such restrictions, if implemented, would favor our foreign competitors and negatively impact our business.

Additionally, restrictions imposed by the Chinese government on the duration of gaming activities and access to games may adversely affect our Edge Computing revenue, and even if we are able to participate in the China data center compute market, increased oversight of digital platform companies may adversely affect our Data Center revenue. The Chinese government has encouraged customers to purchase from our China-based competitors and discouraged customers from purchasing, importing, or using our data center products, including any China-specific product designed to comply with U.S. export controls. As another example, an agency of the Chinese government announced an Action Plan that endorses new standards regarding the compute performance per watt and per memory bandwidth of accelerators used in new and renovated data centers in China. Although we are already effectively foreclosed from the China market by U.S. export controls, if those controls changed to allow us to return to the market, the Chinese government could modify or implement the Action Plan in a way that effectively prevents us from being able to design products to meet the new standard, which may restrict the ability of customers to use some of our data center products and may have a material and adverse impact on our business, operating results and financial condition. Further restrictions on our products or the products of our suppliers could negatively impact our business and financial results.

Finally, our business depends on our ability to receive consistent and reliable supply from our overseas partners, especially in Taiwan and South Korea. Any new restrictions that negatively impact our ability to receive supply of components, parts, or services from Taiwan and South Korea, would negatively impact our business and financial results.

Item 2. Unregistered Sales of Equity Securities and Use of Proceeds

Issuer Purchases of Equity Securities

We repurchased 108 million shares of our common stock for \$20.2 billion during the first quarter of fiscal year 2027. As of April 26, 2026, we were authorized, subject to certain specifications, to repurchase up to \$38.5 billion of our common stock.

On May 18, 2026, our Board of Directors approved an additional \$80.0 billion in share repurchase authorization, without expiration.

We paid cash dividends to our shareholders of \$243 million during the first quarter of fiscal year 2027. On May 18, 2026, we increased our quarterly cash dividend from \$0.01 per share to \$0.25 per share to all shareholders of record on June 4, 2026. Our quarterly cash dividend will be paid on June 26, 2026.

The payment of future cash dividends is subject to our Board of Directors' continuing determination that the declaration of dividends is in the best interests of our shareholders.

The following table presents details of our share repurchase transactions during the first quarter of fiscal year 2027:

Period	Total Number of Shares Purchased (In millions)	Average Price Paid per Share (1)	Total Number of Shares Purchased as Part of Publicly Announced Program (In millions)	Approximate Dollar Value of Shares that May Yet Be Purchased Under the Program (In billions)
January 26, 2026 - February 22, 2026	8.2	\$ 186.35	8.2	\$ 57.0
February 23, 2026 - March 22, 2026	9.0	\$ 183.38	9.0	\$ 55.4
March 23, 2026 - April 26, 2026	91.1	\$ 184.98	91.1	\$ 38.5
Total	108.3		108.3	

(1) Average price paid per share includes broker commissions but excludes our liability under the 1% excise tax on the net amount of our share repurchases required by the Inflation Reduction Act of 2022.

We may execute repurchases from time to time, subject to market conditions, operating requirements and other investment opportunities, in the open market, in privately-negotiated transactions, pursuant to a Rule 10b5-1 trading plan or in structured share repurchase agreements in compliance with Rule 10b-18 of the Exchange Act. Our share repurchase program may be suspended at any time at our discretion.

Employee Equity Incentive Program Share Withholding

We withhold shares of our common stock associated with net share settlements to cover tax withholding obligations of awards under our employee equity incentive program. During the first quarter of fiscal year 2027, we withheld approximately 12 million shares, for a total value of \$2.1 billion through net share settlements.

Recent Sales of Unregistered Securities and Use of Proceeds

On February 17, 2026, we acquired a company and issued to a key employee a total of 37,890 shares of our common stock, valued at approximately \$7 million based on our closing stock price on the issuance date.

On April 10, 2026, we acquired a company and issued to key employees a total of 72,972 shares of our common stock, valued at approximately \$14 million based on our closing stock price on the issuance date.

The above securities were issued in transactions not involving a public offering pursuant to an exemption from registration set forth in Section 4(a)(2) of the Securities Act (and Regulation D or Regulation S promulgated thereunder).

Item 5. Other Information

The following members of our Board of Directors and/or officers adopted, modified, or terminated a trading arrangement that is intended to satisfy the affirmative defense conditions of Rule 10b5-1(c), or a Rule 10b5-1 Trading Arrangement:

Name	Title of Director or Officer	Action	Date	Total Shares of Common Stock to be Sold	Expiration Date
Tench Coxe	Director	Adoption	3/19/2026	8,000,000*	10/30/2027
Colette M. Kress	Executive Vice President and Chief Financial Officer	Termination	4/10/2026	500,000**	N/A

* The Rule 10b5-1 Trading Arrangement is solely for gifts to charitable donor-advised funds.

** The Rule 10b5-1 Trading Arrangement was adopted on December 18, 2025, for sales through March 23, 2027. No shares were sold under the Rule 10b5-1 Trading Arrangement prior to termination.

Item 6. Exhibits

Exhibit No.	Exhibit Description	Incorporated by Reference		
		Schedule/Form	Exhibit	Filing Date
10.1+	Variable Compensation Plan - Fiscal Year 2027	8-K	10.1	3/6/2026
31.1*	Certification of Chief Executive Officer as required by Rule 13a-14(a) of the Securities Exchange Act of 1934			
31.2*	Certification of Chief Financial Officer as required by Rule 13a-14(a) of the Securities Exchange Act of 1934			
32.1#*	Certification of Chief Executive Officer as required by Rule 13a-14(b) of the Securities Exchange Act of 1934			
32.2#*	Certification of Chief Financial Officer as required by Rule 13a-14(b) of the Securities Exchange Act of 1934			
101.INS*	Inline XBRL Instance Document - the instance document does not appear in the Interactive Data File because its XBRL tags are embedded within the Inline XBRL document.			
101.SCH*	Inline XBRL Taxonomy Extension Schema Document			
101.CAL*	Inline XBRL Taxonomy Extension Calculation Linkbase Document			
101.DEF*	Inline XBRL Taxonomy Extension Definition Linkbase Document			
101.LAB*	Inline XBRL Taxonomy Extension Labels Linkbase Document			
101.PRE*	Inline XBRL Taxonomy Extension Presentation Linkbase Document			
104	Cover Page Interactive Data File - the cover page interactive data file does not appear in the Interactive Data File because its XBRL tags are embedded within the Inline XBRL document.			

+ Management contract or compensatory plan or arrangement.

* Filed herewith.

In accordance with Item 601(b)(32)(ii) of Regulation S-K and SEC Release Nos. 33-8238 and 34-47986, Final Rule: Management's Reports on Internal Control Over Financial Reporting and Certification of Disclosure in Exchange Act Periodic Reports, the certifications furnished in Exhibits 32.1 and 32.2 hereto are deemed to accompany this Quarterly Report on Form 10-Q and will not be deemed "filed" for purpose of Section 18 of the Exchange Act. Such certifications will not be deemed to be incorporated by reference into any filing under the Securities Act or the Exchange Act, except to the extent that the registrant specifically incorporates it by reference.

Copies of the above exhibits not contained herein are available to any shareholder upon written request to:

Investor Relations: NVIDIA Corporation, 2788 San Tomas Expressway, Santa Clara, CA 95051.

Signature

Pursuant to the requirements of the Securities Exchange Act of 1934, the registrant has duly caused this report to be signed on its behalf by the undersigned thereunto duly authorized.

Date: May 20, 2026

NVIDIA Corporation
By: /s/ Colette M. Kress
Colette M. Kress
Executive Vice President and Chief Financial Officer (Duly Authorized Officer and
Principal Financial Officer)

CERTIFICATION

I, Jen-Hsun Huang, certify that:

1. I have reviewed this Quarterly Report on Form 10-Q of NVIDIA Corporation;
2. Based on my knowledge, this report does not contain any untrue statement of a material fact or omit to state a material fact necessary to make the statements made, in light of the circumstances under which such statements were made, not misleading with respect to the period covered by this report;
3. Based on my knowledge, the financial statements, and other financial information included in this report, fairly present in all material respects the financial condition, results of operations and cash flows of the registrant as of, and for, the periods presented in this report;
4. The registrant's other certifying officer(s) and I are responsible for establishing and maintaining disclosure controls and procedures (as defined in Exchange Act Rules 13a-15(e) and 15d-15(e)) and internal control over financial reporting (as defined in Exchange Act Rules 13a-15(f) and 15d-15(f)) for the registrant and have:
 - (a) designed such disclosure controls and procedures, or caused such disclosure controls and procedures to be designed under our supervision, to ensure that material information relating to the registrant, including its consolidated subsidiaries, is made known to us by others within those entities, particularly during the period in which this report is being prepared;
 - (b) designed such internal control over financial reporting, or caused such internal control over financial reporting to be designed under our supervision, to provide reasonable assurance regarding the reliability of financial reporting and the preparation of financial statements for external purposes in accordance with generally accepted accounting principles;
 - (c) evaluated the effectiveness of the registrant's disclosure controls and procedures and presented in this report our conclusions about the effectiveness of the disclosure controls and procedures, as of the end of the period covered by this report based on such evaluation; and
 - (d) disclosed in this report any change in the registrant's internal control over financial reporting that occurred during the registrant's most recent fiscal quarter (the registrant's fourth fiscal quarter in the case of an annual report) that has materially affected, or is reasonably likely to materially affect, the registrant's internal control over financial reporting; and
5. The registrant's other certifying officer(s) and I have disclosed, based on our most recent evaluation of internal control over financial reporting, to the registrant's auditors and the audit committee of the registrant's board of directors (or persons performing the equivalent functions):
 - (a) all significant deficiencies and material weaknesses in the design or operation of internal control over financial reporting which are reasonably likely to adversely affect the registrant's ability to record, process, summarize and report financial information; and
 - (b) any fraud, whether or not material, that involves management or other employees who have a significant role in the registrant's internal control over financial reporting.

Date: May 20, 2026

/s/JEN-HSUN HUANG

Jen-Hsun Huang
President and Chief Executive Officer

CERTIFICATION

I, Colette M. Kress, certify that:

1. I have reviewed this Quarterly Report on Form 10-Q of NVIDIA Corporation;
2. Based on my knowledge, this report does not contain any untrue statement of a material fact or omit to state a material fact necessary to make the statements made, in light of the circumstances under which such statements were made, not misleading with respect to the period covered by this report;
3. Based on my knowledge, the financial statements, and other financial information included in this report, fairly present in all material respects the financial condition, results of operations and cash flows of the registrant as of, and for, the periods presented in this report;
4. The registrant's other certifying officer(s) and I are responsible for establishing and maintaining disclosure controls and procedures (as defined in Exchange Act Rules 13a-15(e) and 15d-15(e)) and internal control over financial reporting (as defined in Exchange Act Rules 13a-15(f) and 15d-15(f)) for the registrant and have:
 - (a) designed such disclosure controls and procedures, or caused such disclosure controls and procedures to be designed under our supervision, to ensure that material information relating to the registrant, including its consolidated subsidiaries, is made known to us by others within those entities, particularly during the period in which this report is being prepared;
 - (b) designed such internal control over financial reporting, or caused such internal control over financial reporting to be designed under our supervision, to provide reasonable assurance regarding the reliability of financial reporting and the preparation of financial statements for external purposes in accordance with generally accepted accounting principles;
 - (c) evaluated the effectiveness of the registrant's disclosure controls and procedures and presented in this report our conclusions about the effectiveness of the disclosure controls and procedures, as of the end of the period covered by this report based on such evaluation; and
 - (d) disclosed in this report any change in the registrant's internal control over financial reporting that occurred during the registrant's most recent fiscal quarter (the registrant's fourth fiscal quarter in the case of an annual report) that has materially affected, or is reasonably likely to materially affect, the registrant's internal control over financial reporting; and
5. The registrant's other certifying officer(s) and I have disclosed, based on our most recent evaluation of internal control over financial reporting, to the registrant's auditors and the audit committee of the registrant's board of directors (or persons performing the equivalent functions):
 - (a) all significant deficiencies and material weaknesses in the design or operation of internal control over financial reporting which are reasonably likely to adversely affect the registrant's ability to record, process, summarize and report financial information; and
 - (b) any fraud, whether or not material, that involves management or other employees who have a significant role in the registrant's internal control over financial reporting.

Date: May 20, 2026

/s/ COLETTE M. KRESS

Colette M. Kress

Executive Vice President and Chief Financial Officer

CERTIFICATION

Pursuant to the requirement set forth in Rule 13a-14(b) of the Securities Exchange Act of 1934, as amended (the "Exchange Act"), and Section 1350 of Chapter 63 of Title 18 of the United States Code (18 U.S.C. § 1350), Jen-Hsun Huang, the President and Chief Executive Officer of NVIDIA Corporation (the "Company"), hereby certifies that, to the best of his knowledge:

1. The Company's Quarterly Report on Form 10-Q for the period ended April 26, 2026, to which this Certification is attached as Exhibit 32.1 (the "Periodic Report"), fully complies with the requirements of Section 13(a) or Section 15(d) of the Exchange Act; and
2. The information contained in the Periodic Report fairly presents, in all material respects, the financial condition of the Company at the end of the period covered by the Periodic Report and results of operations of the Company for the period covered by the Periodic Report.

Date: May 20, 2026

/s/JEN-HSUN HUANG

Jen-Hsun Huang
President and Chief Executive Officer

A signed original of this written statement required by Section 906 of 18 U.S.C. § 1350 has been provided to NVIDIA Corporation and will be retained by NVIDIA Corporation and furnished to the Securities and Exchange Commission or its staff upon request.

This certification accompanies the Form 10-Q to which it relates, is not deemed filed with the Securities and Exchange Commission and is not to be incorporated by reference into any filing of the Company under the Securities Act of 1933, as amended, or the Exchange Act (whether made before or after the date of the Form 10-Q), irrespective of any general incorporation language contained in such filing.

CERTIFICATION

Pursuant to the requirement set forth in Rule 13a-14(b) of the Securities Exchange Act of 1934, as amended (the "Exchange Act"), and Section 1350 of Chapter 63 of Title 18 of the United States Code (18 U.S.C. § 1350), Colette M. Kress, the Executive Vice President and Chief Financial Officer of NVIDIA Corporation (the "Company"), hereby certifies that, to the best of her knowledge:

1. The Company's Quarterly Report on Form 10-Q for the period ended April 26, 2026, to which this Certification is attached as Exhibit 32.2 (the "Periodic Report"), fully complies with the requirements of Section 13(a) or Section 15(d) of the Exchange Act; and
2. The information contained in the Periodic Report fairly presents, in all material respects, the financial condition of the Company at the end of the period covered by the Periodic Report and results of operations of the Company for the period covered by the Periodic Report.

Date: May 20, 2026

/s/ COLETTE M. KRESS

Colette M. Kress

Executive Vice President and Chief Financial Officer

A signed original of this written statement required by Section 906 of 18 U.S.C. § 1350 has been provided to NVIDIA Corporation and will be retained by NVIDIA Corporation and furnished to the Securities and Exchange Commission or its staff upon request.

This certification accompanies the Form 10-Q to which it relates, is not deemed filed with the Securities and Exchange Commission and is not to be incorporated by reference into any filing of the Company under the Securities Act of 1933, as amended, or the Exchange Act (whether made before or after the date of the Form 10-Q), irrespective of any general incorporation language contained in such filing.

APPENDIX II

REPRODUCTION OF THE ISSUER'S CONDENSED FINANCIAL STATEMENTS AS AT AND FOR THE YEAR ENDED 31 DECEMBER 2025

The information set out below is a reproduction of the Issuer's condensed financial statements as at and for the year ended 31 December 2025.

SG Issuer
Société Anonyme

Financial statements,
Report of the Executive Board and Corporate Governance Statement and
Audit Report of the Réviseur d'Entreprises Agréé

As at and for the year ended 31 December 2025

10, Porte de France
L-4360 Esch-sur-Alzette
R.C.S. Luxembourg: B121.363

EXECUTIVE BOARD MEMBERS	1
SUPERVISORY BOARD MEMBERS	2
AUDIT COMMITTEE MEMBERS	3
MANAGEMENT AND ADMINISTRATION	4
LEGAL ADVISERS AND RÉVISEUR D'ENTREPRISES AGRÉÉ	5
REPORT OF THE EXECUTIVE BOARD AND CORPORATE GOVERNANCE STATEMENT	6
CORPORATE GOVERNANCE STATEMENT	10
Statement of Financial Position	18
Statement of Profit or Loss and Other Comprehensive Income	19
Statement of Changes in Equity	20
Statement of Cash Flows	21
NOTE 1 – CORPORATE INFORMATION	22
NOTE 2 – MATERIAL ACCOUNTING POLICIES	22
2.1 Basis of preparation	22
2.2 New accounting standards	24
2.3 Summary of material accounting policies	26
2.4 Geopolitical Crises and Macroeconomic Context	34
NOTE 3 – CASH AND CASH EQUIVALENTS	35
NOTE 4 – FINANCIAL INSTRUMENTS	35
4.1 Financial assets at fair value through profit or loss	35
NOTE 4 – FINANCIAL INSTRUMENTS (continued)	36
4.2 Financial liabilities at fair value through profit or loss	36
NOTE 4 – FINANCIAL INSTRUMENTS (continued)	37
4.3 Financial liabilities measured at amortised cost	37
NOTE 4 – FINANCIAL INSTRUMENTS (continued)	38
NOTE 5 – LOANS AND RECEIVABLES	38
NOTE 6 – OTHER ASSETS AND OTHER LIABILITIES	38
NOTE 7 – TAXATION	38
NOTE 7 – TAXATION (continued)	39
NOTE 8 – SHAREHOLDERS' EQUITY	39
8.1 Share capital and share premium	39
8.2 Reserves	39
NOTE 8 – SHAREHOLDERS' EQUITY (continued)	40
During the first half of 2025, a dividend of KEUR 234 has been paid (31 December 2024: KEUR 15).	40
NOTE 9 – INTEREST INCOME AND EXPENSES	40
NOTE 10 – COMMISSION INCOME	40
NOTE 11 – NET GAIN/(LOSS) FROM FINANCIAL INSTRUMENTS AT FAIR VALUE THROUGH PROFIT OR LOSS	40
NOTE 12 – PERSONNEL EXPENSES	41
NOTE 13 – OTHER OPERATING EXPENSES	41
NOTE 14 – OFF-BALANCE SHEET	42
NOTE 15 – RISK MANAGEMENT	43
15.1 Market risk	43
15.2 Foreign currency risk	43
NOTE 15 – RISK MANAGEMENT (continued)	44
15.3 Credit risk	44
15.4 Interest rate risk	44
15.5 Liquidity risk	44
NOTE 15 – RISK MANAGEMENT (continued)	45
Analysis per remaining contractual maturities	45
NOTE 15 – RISK MANAGEMENT (continued)	46
15.6 Fair Value measurement	46
NOTE 15 – RISK MANAGEMENT (continued)	47
15.6.1 Estimates of Level 3 instruments and other most significant unobservable inputs as at 31 December 2025 (by type of underlying):	47
15.7 Operational risk	52

NOTE 16 – RELATED PARTIES	52
NOTE 16 – RELATED PARTIES (continued)	53
NOTE 16 – RELATED PARTIES (continued)	54
NOTE 17 – REMUNERATION, ADVANCES AND LOANS GRANTED TO MEMBERS OF THE ADMINISTRATIVE OR SUPERVISORY BODY	55
Note 18 – INFORMATION ON LITIGATIONS	55
NOTE 19 – CAPITAL MANAGEMENT	55
NOTE 20 – USE OF DERIVATIVES	56
NOTE 21 - SIGNIFICANT CHANGES IN THE CURRENT PERIOD.....	56
NOTE 22 – SUBSEQUENT EVENTS	56

Executive Board Members

As at 31 December 2025

EXECUTIVE BOARD MEMBERS

Chairman:

Mr Yves CACCLIN

Employee of Société Générale Luxembourg
11, avenue Emile Reuter, L-2420 Luxembourg

Members:

Mr Thierry BODSON

Employee of Société Générale Luxembourg
11, avenue Emile Reuter, L-2420 Luxembourg

Mr François CARALP

Employee of Société Générale
Tour Société Générale, 17, cours Valmy, F-92987 Paris-La Défense 7, France

Mr Olivier PELSSER (since 30 April 2025)

Employee of Société Générale Luxembourg
11, avenue Emile Reuter, L-2420 Luxembourg

Mr Simon-Pierre SILGA (since 25 September 2025)

Employee of Société Générale Luxembourg
11, avenue Emile Reuter, L-2420 Luxembourg

Mr Laurent SIMONET

Employee of Société Générale
Tour Société Générale, 17, cours Valmy, F-92987 Paris-La Défense 7, France

Mr Samuel WOROBEL

Employee of Société Générale
Tour Société Générale, 17, cours Valmy, F-92987 Paris-La Défense 7, France

Mr Julien BOUCHAT (until 17 April 2025)

Employee of Société Générale Luxembourg
11, avenue Emile Reuter, L-2420 Luxembourg

Mr Youenn LE BRIS (until 1 August 2025)

Employee of Société Générale Luxembourg
11, avenue Emile Reuter, L-2420 Luxembourg

Supervisory Board Members

As at 31 December 2025

SUPERVISORY BOARD MEMBERS

Chairman:

Mr Laurent WEIL

Employee of Société Générale

Tour Société Générale, 17, cours Valmy, F-92987 Paris-La Défense 7, France

Vice-president:

Mrs Peggy VENIANT COTTIN

Employee of Société Générale Luxembourg

11, avenue Emile Reuter, L-2420 Luxembourg

Members:

Mr Faouzi BORGHI

Employee of Société Générale

Tour Société Générale, 17, cours Valmy, F-92987 Paris - La Défense 7, France

Mr Gregory CLAUDY

Independent Director

225A, rue du Burgknapp, B-6717 Heinstert, Belgium

Mr Emanuele MAIOCCHI (until 1st December 2025)

Employee of Société Générale Luxembourg

11, avenue Emile Reuter, L-2420 Luxembourg

Audit Committee Members

As at 31 December 2025

AUDIT COMMITTEE MEMBERS

Chairman:

Mr Gregory CLAUDY

Independent Director

225A, rue du Burgknapp, B-6717 Heinstert, Belgium

Members:

Mr Emanuele MAIOCCHI (until 1st December 2025)

Employee of Société Générale Luxembourg

11, avenue Emile Reuter, L-2420 Luxembourg

Mrs Peggy VENIANT COTTIN

Employee of Société Générale Luxembourg

11, avenue Emile Reuter, L-2420 Luxembourg

Management and Administration

As at 31 December 2025

MANAGEMENT AND ADMINISTRATION

Issuer

SG Issuer

10, Porte de France, L-4360 Esch-sur-Alzette, Luxembourg (previously 15, Avenue Emile Reuter, L-2420 Luxembourg, Luxembourg) following the decision of the Extraordinary General Meeting of 26 March 2025.

Guarantor (if applicable, as specified in the Final Terms)

Société Générale

29, boulevard Haussmann, F-75009 Paris, France

Arranger and Dealer

Société Générale

Tour Société Générale, 17, cours Valmy, F-92987 Paris-La Défense 7, France

Security Trustee and Security Agent Trustee

The Bank of New York Mellon Corporate Trustee Services Limited

160 Queen Victoria Street, London, EC4V 4LA, United Kingdom

Collateral Custodian

The Bank of New York Mellon S.A., Luxembourg Branch

Vertigo Building, Polaris, 2-4, rue Eugène Ruppert, L-2453 Luxembourg, Luxembourg

Collateral Monitoring Agent

The Bank of New York Mellon London Branch

160 Queen Victoria Street, London, EC4V 4LA, United Kingdom

Custodian Agent, Issuing and Paying Agent, Registrar, Exchange Agent and Transfer Agent

Société Générale Luxembourg

11, avenue Emile Reuter, L-2420 Luxembourg, Luxembourg

Main Paying Agents

Société Générale

29, boulevard Haussmann, F-75009 Paris, France

&

Société Générale, New York Branch

245 Park Avenue, New York, NY 10167, United States of America

Warrant Agent

Société Générale Luxembourg

11, avenue Emile Reuter, L-2420 Luxembourg, Luxembourg

Legal advisers and Réviseur d'entreprises agréé

As at 31 December 2025

LEGAL ADVISERS AND RÉVISEUR D'ENTREPRISES AGRÉÉ

Legal advisers

To the Arranger as to English, French and U.S. laws

Allen Overy Shearman Sterling LLP

32, Rue François 1er, Paris, 75008, France

To the Trustee as to English Law

Allen Overy Shearman Sterling LLP

1, Bishops Square, London E1 6AD, United Kingdom

To the Arranger as to Luxembourg Law

Allen Overy Shearman Sterling SCS

5, avenue John F. Kennedy, L-1855 Luxembourg, Luxembourg

Auditor (Réviseur d'Entreprises Agréé)

PricewaterhouseCoopers Assurance, Société coopérative

2, rue Gerhard Mercator L-2182 Luxembourg

Report of the Executive Board and Corporate Governance Statement (continued)

As at 31 December 2025

REPORT OF THE EXECUTIVE BOARD AND CORPORATE GOVERNANCE STATEMENT

The Directors of SG Issuer (the “Company” or “SGIS”) (each a “Director”, collectively the “Executive Board”) present the financial statements and the Report of the Executive Board and Corporate Governance Statement of the Company for the year ended 31 December 2025.

1. ACTIVITIES AND REVIEW OF THE DEVELOPMENT OF THE BUSINESS

The purpose of SG Issuer is to issue Notes and Warrants with all types of underlying including, without restriction, Shares, Index, Interest Rate, Dividend, Credit Risk, Foreign Exchange, Commodities, Funds, Warrants, allowing investors to access to the full pricing capabilities of Société Générale S.A., which proposes an extensive range of investment strategies linked to these various asset classes.

Notes and Warrants issued by the Company can be sold in either Private Placements or Public Offerings. Notes are mainly Debt Securities, Bonds, and Certificates. Issuing Proceeds raised by the sale of the Notes are transferred to Société Générale Paris S.A. (“Société Générale”) through a Fully Funded Swap (“FFS”), which perfectly mirrors SGIS for the full issue size.

Warrants are financial products like Turbos, inline Warrants, daily Leverage Certificates, which aim to replicate the same financial exposure as buying (Call) or selling (Put) an asset such as a share or an index, at a predetermined price (strike price) on a predetermined date (expiry) and to offer different pay-off or exposures to investors.

Payments in respect of the Notes and Warrants issued by the Company are unconditionally and irrevocably guaranteed by Société Générale.

On request of investors, the Company can issue Collateralised Notes or Warrants (respectively “secured Notes” or “Secured Warrants”) in order to propose an additional layer of protection to investors in case of default of Société Générale.

Notes and Warrants issuances are governed by the programs prepared by Société Générale.

The main programs for Notes are (i) the Debt Instruments Issuance Program, the Base Prospectus of which has been updated and approved by the CSSF on 30 May 2025 and (ii) the “Programme d'Emission de Titres de Créance”, the Base Prospectus of which has been updated and approved by the CSSF on 12 June 2025. Similarly, the main program for Warrants is the Warrants Issuance Program, for which the last updates have been approved by the CSSF on 26 June 2025.

In addition, (i) the German law Dual Language Debt Instruments Issuance Program has been updated and approved by the CSSF on 18 November 2025, (ii) the Dual Language Leveraged and Tracking Products Issuance Program has been updated and approved by the CSSF on 1 July 2025 and (iii) the German Law Dual Language Credit Linked Notes Debt Instruments Issuance Program has been updated and approved by the CSSF on 14 August 2025.

The UK Debt Instrument Issuance program has been approved by the FCA on 30 May 2025 and the Swiss Securities Issuance Program on 3 July 2025 by the SIX Exchange Regulation Ltd.

The state of business of the Company at the closing of the financial year is adequately presented in the financial statements published hereby.

During 2025, 40 507 new Notes were issued (among which 8 399 new secured Notes) and 3 567 new Warrants were issued. The net profit for the period from 1 January 2025 to 31 December 2025 amounts to KEUR 25.

The Company did not exercise any research and development activity, does not have any branch, and did not acquire any own shares.

Report of the Executive Board and Corporate Governance Statement (continued)

As at 31 December 2025

2. RISKS AND UNCERTAINTIES

The risks associated with the investment in the Notes or Warrants depend on several factors. Such factors will vary depending on the characteristics of the Notes or Warrants issued, in particular depending on the underlying type, the maturity, the secured / unsecured status of the Notes or Warrants, the interest rates incurred, and the volatility of the underlying.

For each Note, the Company systematically mirrors its position by contracting a FFS with Société Générale, with strictly identical characteristics. Also, for each Warrant, the Company systematically mirrors its position by contracting an option with Société Générale, with strictly identical characteristics.

The legal documentation and the derivative instruments have been put in place in order to make sure that the assets match the liabilities at any time. Therefore, no market risk is supported by the Company. The risk management in relation to the Notes and Warrants is also described in Note 15 of the financial statements hereafter.

3. FUTURE DEVELOPMENTS AND PERSPECTIVES

In 2026, SG Issuer intends to issue notes that may subsequently be offered in the Baltic countries (Latvia, Estonia and Lithuania) through its distribution network.

4. CORPORATE GOVERNANCE STATEMENT

The Executive Board of the Company is committed to maintaining the standards of corporate governance enforced at the level of the European Union and at level of the Société Générale Group. This statement describes the Company's governance principles and practices.

In compliance with its status, the Company is governed by an Executive Board and supervised by a dedicated Supervisory Board.

4.1 Executive Board

The Executive Board supervises and controls the Management and operations of the Company and is responsible for the Company system of risk management and internal control.

The Executive Board meetings are held on demand several times during the year.

The Executive Board has quorum when more than half of its members are present. An opinion supported by more than half of the members present becomes a decision.

Key tasks of the Executive Board:

- Ensures that the supervision of accounting is organized and monitored appropriately;
- Reviews and approves the Company's financial statements and condensed interim financial information;
- Supervises and controls operative management.

Report of the Executive Board and Corporate Governance Statement (continued)

As at 31 December 2025

4.2 Supervisory Board

The Supervisory Board ensures permanently and by all means suited the control of the Management of the Company carried out by the Executive Board. However, this supervision has to be translated in no way by an intervention in the Management of the Company. The Supervisory Board can mandate advisory committees comprised of members of the Supervisory Board and/or of other non-members to lead different missions. The Supervisory Board can confer these advisory committees of the power or mandates permanently or temporary. These advisory committees cannot have the effect of restricting the powers of the Executive Board.

4.3 Audit Committee

The mission of the Audit Committee is to monitor the issues related to the preparation and control of accounting and financial information, to monitor the independence of the statutory auditors, as well as to monitor the efficiency of the internal control, measurement, supervision, and risk control systems related to the accounting and financial processes. If needed, it gives recommendations and its opinion to the Supervisory Board.

An Audit Committee of the Company took place on 27 April 2026, during which the financial statements for the year ended 31 December 2025 and the external audit results were presented. At least one member of the committee must be independent, which is the case of the Chairman of the Company's Audit Committee.

4.4 Internal Audit

The Internal Audit of both Société Générale Luxembourg and Société Générale support the Company's Executive Board in overseeing the Company's activities and securing its operations by carrying out internal audits and providing consultative assistance. The objective of Internal Audit is to add value by making recommendations designed to improve the Company's functioning. Internal Audit is an independent function, and its activities are based on international professional internal audit standards and rules of ethics.

The central task of Internal Audit is to audit the functioning of SG Issuer on a regular basis and evaluate its internal controls, risk management, and administrative function. The areas to be audited are determined by the projected financial and operational risks concerned. Internal Audit can also carry out special assignments at the request of management.

Internal Audit does not have any direct authority over the activities it reviews.

4.5 Controls framework

First level of controls is related to the execution of the procedures, guidelines and instructions established to ensure the proper and efficient functioning of the Company. They are executed by the involved teams in charge of the production.

A second level of control is ensured by Société Générale Luxembourg: Outsourced Essential Services ("OES") supervision (ensured by the Corporate department), Market Risk and Operational Risk (ensured by the Risk department), and "Level 2 permanent control" activity (monitoring and assessment of the level 1 permanent control system).

The Chief Financial Officer of the Company ensures the completeness of the procedural framework.

4.6 New Products Committee

All the new activities and business of the Company are analysed and authorized by a dedicated New Products Committee (NPC). All involved departments within Société Générale are represented (operations, finance, risk, accounting standards, etc.) to assess the impact for the Company.

Report of the Executive Board and Corporate Governance Statement (continued)

As at 31 December 2025

4.7 Service level agreements

The Company and several of its service providers are subsidiaries of the Société Générale Group.

Service Level Agreements (“SLAs”) were signed by the Company with Société Générale Luxembourg and with Société Générale. The SLAs govern the relations between the entities as well as their respective obligations. The services supplied by Société Générale Luxembourg and Société Générale are listed in the appendices of the agreements (mainly General services, legal services, business continuity management services and financial services from Société Générale Luxembourg and operational services – Middle Office and Back Office – from Société Générale). In particular, the calculation of the remuneration related to the issuance of the Notes is delegated to Société Générale Paris Middle Office within the framework of the SLA.

Luxembourg, 29 April 2026

For the Executive Board

DocuSigned by:

7831052D58254D9...

Yves CACCLIN
Chairman of the Executive Board

DocuSigned by:

FA6BBE7F77A249C...

Thierry BODSON
Member of the Executive Board

Report of the Executive Board and Corporate Governance Statement (continued)


As at 31 December 2025

CORPORATE GOVERNANCE STATEMENT


To the best of our knowledge, the financial statements gives a true and fair view of the financial position of the Company as at 31 December 2025, and of its financial performance and cash flows for the year then ended in accordance with IFRS Accounting Standards as adopted by the European Union (International Financial Reporting Standards or “IFRS”) as adopted by the European Union, and the Report of the Executive Board (management report) includes a fair presentation of the development and performance of the business and the position of the Company, together with a description of the main risks and uncertainties that it faces.

Luxembourg, 29 April 2026

Executive Board Member
For the Executive Board

DocuSigned by:

7831052D58254D9...

Yves CACCLIN
Chairman of the Executive Board

DocuSigned by:

FA6BBE7F77A249C...

Thierry BODSON
Member of the Executive Board



Audit report

To the Shareholders of
SG Issuer

Report on the audit of the financial statements

Our opinion

In our opinion, the accompanying financial statements give a true and fair view of the financial position of SG Issuer (the “Company”) as at 31 December 2025, and of its financial performance and its cash flows for the year then ended in accordance with IFRS Accounting Standards as adopted by the European Union.

What we have audited

The Company’s financial statements comprise:

- the statement of financial position as at 31 December 2025;
- the statement of Profit or Loss and Other Comprehensive Income for the year then ended;
- the statement of changes in equity for the year then ended;
- the statement of cash flows for the year then ended; and
- the notes to the financial statements, including material accounting policy information and other explanatory information.

PricewaterhouseCoopers Assurance, Société coopérative,
2 rue Gerhard Mercator, L-2182 Luxembourg
T : +352 494848 1, F : +352 494848 2900, www.pwc.lu

Basis for opinion

We conducted our audit in accordance with the EU Regulation No 537/2014, the Law of 23 July 2016 on the audit profession (Law of 23 July 2016) and with International Standards on Auditing (ISAs) as adopted for Luxembourg by the “Commission de Surveillance du Secteur Financier” (CSSF). Our responsibilities under the EU Regulation No 537/2014, the Law of 23 July 2016 and ISAs as adopted for Luxembourg by the CSSF are further described in the “Responsibilities of the “Réviseur d’entreprises agréé” for the audit of the financial statements” section of our report.

We believe that the audit evidence we have obtained is sufficient and appropriate to provide a basis for our opinion.

We are independent of the Company in accordance with the International Code of Ethics for Professional Accountants, including International Independence Standards, issued by the International Ethics Standards Board for Accountants (IESBA Code) as adopted for Luxembourg by the CSSF together with the ethical requirements that are relevant to our audit of the financial statements. We have fulfilled our other ethical responsibilities under those ethical requirements.

To the best of our knowledge and belief, we declare that we have not provided non-audit services that are prohibited under Article 5(1) of the EU Regulation No 537/2014.

The non-audit services that we have provided to the Company and its controlled undertakings, if applicable, for the year then ended, are disclosed in Note 13 to the financial statements.

Key audit matters

Key audit matters are those matters that, in our professional judgment, were of most significance in our audit of the financial statements of the current period. These matters were addressed in the context of our audit of the financial statements as a whole, and in forming our opinion thereon, and we do not provide a separate opinion on these matters.

Key audit matter

Mirroring of the financial instruments issued

The activity of the Company mainly consists of issuing Notes (secured and unsecured) and Warrants (the “financial instruments issued”). As of 31 December 2025, the total balance of the financial instruments issued, presented in financial liabilities at fair value through profit or loss, amounts to kEUR 61,499,357 (refer to Note 4.2). The Company owns financial assets at fair value through profit or loss which amounts to kEUR 61,503,022 (refer to Note 4.1).

To economically hedge the risks of the financial instruments issued, the Company enters into derivatives transactions with Société Générale S.A., presented in financial assets at fair value through profit or loss. These derivatives (Fully Funded Swaps and Options) fully replicate the characteristics of the financial instruments issued (defined hereafter as “mirroring”).

Due to the significance of the financial instruments issued on the Company’s balance sheet and the potential financial impact of a non-perfect mirroring, we have considered the mirroring of the financial instruments issued as a key audit matter.

How our audit addressed the key audit matter

As part of the audit procedures on the mirroring of the financial instruments issued, we carried out the following audit procedures:

- We have inquired with the Management and the finance team of the Company to obtain an understanding of the design and implementation of the control environment;
- We have inspected the minutes of the governance bodies (Executive Board, Audit Committee and Supervisory Board) to inspect whether any incidents have been reported;
- We have reperformed the mirroring control for a sample of dates, including the 31 December 2025 occurrence. The Company’s control aims to ensure the balancing between the assets (derivatives) and the liabilities (financial instruments issued);
- We have inspected the evidence of the control performed by the Company to monitor the mirroring suspense items. The Company’s control objective is to ensure the quick clearing of any significant mirroring discrepancies, if any;
- We have obtained the intragroup reconciliation with Société Générale S.A. and inspected there were no material differences;
- We have reconciled the financial instruments issued and the related derivative instruments with the external confirmations obtained;
- We have used our internal valuation specialists for an independent valuation of the sample of financial instruments and of a sample of related derivatives instruments to ensure the accuracy of the valuation and of the mirroring.

Other information

The Executive Board is responsible for the other information. The other information comprises the information stated in the annual report including the Report of the Executive Board and Corporate Governance Statement and the Corporate Governance Statement but does not include the financial statements and our audit report thereon.

Our opinion on the financial statements does not cover the other information and we do not express any form of assurance conclusion thereon.

In connection with our audit of the financial statements, our responsibility is to read the other information identified above and, in doing so, consider whether the other information is materially inconsistent with the financial statements or our knowledge obtained in the audit, or otherwise appears to be materially misstated. If, based on the work we have performed, we conclude that there is a material misstatement of this other information, we are required to report that fact. We have nothing to report in this regard.

Responsibilities of the Executive Board and those charged with governance for the financial statements

The Executive Board is responsible for the preparation and fair presentation of the financial statements in accordance with IFRS Accounting Standards as adopted by the European Union, and for such internal control as the Executive Board determines is necessary to enable the preparation of financial statements that are free from material misstatement, whether due to fraud or error.

In preparing the financial statements, the Executive Board is responsible for assessing the Company's ability to continue as a going concern, disclosing, as applicable, matters related to going concern and using the going concern basis of accounting unless the Management Board either intends to liquidate the Company or to cease operations, or has no realistic alternative but to do so.

Those charged with governance are responsible for overseeing the Company's financial reporting process.

The Executive Board is responsible for presenting the financial statements in compliance with the requirements set out in the Delegated Regulation 2019/815 on European Single Electronic Format ("ESEF Regulation").

Responsibilities of the “Réviseur d’entreprises agréé” for the audit of the financial statements

The objectives of our audit are to obtain reasonable assurance about whether the financial statements as a whole are free from material misstatement, whether due to fraud or error, and to issue an audit report that includes our opinion. Reasonable assurance is a high level of assurance, but is not a guarantee that an audit conducted in accordance with the EU Regulation No 537/2014, the Law of 23 July 2016 and with ISAs as adopted for Luxembourg by the CSSF will always detect a material misstatement when it exists. Misstatements can arise from fraud or error and are considered material if, individually or in the aggregate, they could reasonably be expected to influence the economic decisions of users taken on the basis of these financial statements.

As part of an audit in accordance with the EU Regulation No 537/2014, the Law of 23 July 2016 and with ISAs as adopted for Luxembourg by the CSSF, we exercise professional judgment and maintain professional scepticism throughout the audit. We also:

- identify and assess the risks of material misstatement of the financial statements, whether due to fraud or error, design and perform audit procedures responsive to those risks, and obtain audit evidence that is sufficient and appropriate to provide a basis for our opinion. The risk of not detecting a material misstatement resulting from fraud is higher than for one resulting from error, as fraud may involve collusion, forgery, intentional omissions, misrepresentations, or the override of internal control;
- obtain an understanding of internal control relevant to the audit in order to design audit procedures that are appropriate in the circumstances, but not for the purpose of expressing an opinion on the effectiveness of the Company’s internal control;
- evaluate the appropriateness of accounting policies used and the reasonableness of accounting estimates and related disclosures made by the Executive Board;

- conclude on the appropriateness of the Executive Board's use of the going concern basis of accounting and, based on the audit evidence obtained, whether a material uncertainty exists related to events or conditions that may cast significant doubt on the Company's ability to continue as a going concern. If we conclude that a material uncertainty exists, we are required to draw attention in our audit report to the related disclosures in the financial statements or, if such disclosures are inadequate, to modify our opinion. Our conclusions are based on the audit evidence obtained up to the date of our audit report. However, future events or conditions may cause the Company to cease to continue as a going concern;
- evaluate the overall presentation, structure and content of the financial statements, including the disclosures, and whether the financial statements represent the underlying transactions and events in a manner that achieves fair presentation.

We communicate with those charged with governance regarding, among other matters, the planned scope and timing of the audit and significant audit findings, including any significant deficiencies in internal control that we identify during our audit.

We also provide those charged with governance with a statement that we have complied with relevant ethical requirements regarding independence, and communicate to them all relationships and other matters that may reasonably be thought to bear on our independence, and where applicable, actions taken to eliminate threats or safeguards applied.

From the matters communicated with those charged with governance, we determine those matters that were of most significance in the audit of the financial statements of the current period and are therefore the key audit matters. We describe these matters in our audit report unless law or regulation precludes public disclosure about the matter.

We assess whether the financial statements have been prepared, in all material respects, in compliance with the requirements laid down in the ESEF Regulation.

Report on other legal and regulatory requirements

The Report of the Executive Board and Corporate Governance Statement is consistent with the financial statements and has been prepared in accordance with applicable legal requirements.

The Corporate Governance Statement is included in the Report of the Executive Board and Corporate Governance Statement. The information required by Article 68ter Paragraph (1) Letters c) and d) of the Law of 19 December 2002 on the commercial and companies register and on the accounting records and annual accounts of undertakings, as amended, is consistent with the financial statements and has been prepared in accordance with applicable legal requirements.

We have been appointed as “Réviseur d’Entreprises Agréé” by the General Meeting of the Shareholders on 30 April 2025 and the duration of our uninterrupted engagement, including previous renewals and reappointments, is 2 years.

We have checked the compliance of the financial statements of the Company as at 31 December 2025 with relevant statutory requirements set out in the ESEF Regulation that are applicable to financial statements.

For the Company it relates to the requirement that financial statements are prepared in a valid XHTML format.

In our opinion, the financial statements of the Company as at 31 December 2025 have been prepared, in all material respects, in compliance with the requirements laid down in the ESEF Regulation.

Luxembourg, 29 April 2026

PricewaterhouseCoopers Assurance, Société coopérative

Represented by



Franck Pansera

Statement of Financial Position

As at 31 December 2025

	Notes	('000 EUR) 2025	('000 EUR) 2024
Cash and cash equivalents	3	53 941	63 575
Financial assets at fair value through profit or loss			
- <i>Mandatorily measured at fair value through profit or loss</i>	4.1	61 434 265	49 117 912
- <i>Trading derivatives</i>	4.1	68 757	77 950
Loans and receivables	5	50 026	50 026
Other assets	6	319 612	292 904
Total assets		61 926 601	49 602 367
Financial liabilities at amortized cost	4.3	88 828	96 621
Financial liabilities at fair value through profit or loss			
- <i>Designated at fair value through profit or loss</i>	4.2	61 430 760	49 120 262
- <i>Trading derivatives at fair value through profit or loss</i>	4.2	68 597	76 896
Other liabilities	6	336 178	306 067
Tax liabilities	7	13	87
Total liabilities		61 924 376	49 599 933
Share capital	8.1	2 000	2 000
Share premium	8.1	-	-
Legal reserve	8.2	200	200
Other reserves	8.2	-	-
Profit for the financial year		25	234
Total equity		2 225	2 434
Total liabilities and equity		61 926 601	49 602 367

The accompanying Notes are an integral part of these financial statements.

Statement of Profit or Loss and Other Comprehensive Income

For the year ended 31 December 2025

	Notes	('000 EUR) 2025	('000 EUR) 2024
Interest income	9	2 120	3 496
Commission income	10	59 495	42 950
Total revenues		61 615	46 446
Interest expenses	9	(42 268)	(29 739)
Net gain / (loss) from financial instruments at fair value through profit or loss	11	(192)	263
Personnel expenses	12	(191)	(256)
Other operating expenses	13	(18 925)	(16 393)
Total expenses		(61 576)	(46 125)
Profit before tax		39	321
Income tax	7	(14)	(87)
Profit for the financial year		25	234
Total comprehensive income for the financial year		25	234

The accompanying Notes are an integral part of these financial statements.

Statement of Changes in Equity
For the year ended 31 December 2025

	('000 EUR)	('000 EUR)	('000 EUR)	('000 EUR)	('000 EUR)	('000 EUR)	('000 EUR)
	Share capital	Share premium	<i>Legal reserve</i>	<i>Other reserves</i>	Total reserves	Profit or (loss) for the financial year	Total equity
As at 31 December 2023	2 000	-	200	1	201	15	2 216
Allocation of the result of the previous year before dividend distribution	-	-	-	15	15	(15)	-
Dividend to the sole shareholder	-	-	-	<i>(15)</i>	(15)	-	(15)
Capital increase/Allocation to the share premium account (Note 8.1)	-	34 361	-	-	-	-	34 361
Reimbursement of the share premium (Note 8.1)	-	(34 361)	-	-	-	-	(34 361)
Other adjustments	-	-	-	<i>(1)</i>	(1)	-	(1)
Profit for the financial year 2024	-	-	-	-	-	234	234
As at 31 December 2024	2 000	-	200	-	200	234	2 434
Allocation of the result of the previous year before dividend distribution	-	-	-	234	234	(234)	-
Dividend to the sole shareholder	-	-	-	<i>(234)</i>	(234)	-	(234)
Capital increase/Allocation to the share premium account (Note 8.1)	-	27 071	-	-	-	-	27 071
Reimbursement of the share premium (Note 8.1)	-	(27 071)	-	-	-	-	(27 071)
Profit for the financial year 2025	-	-	-	-	-	25	25
As at 31 December 2025	2 000	-	200	-	200	25	2 225

The accompanying Notes are an integral part of these financial statements.

Statement of Cash Flows
For the year ended 31 December 2025

	Notes	('000 EUR) 2025	('000 EUR) 2024
OPERATING ACTIVITIES			
Profit for the financial year		25	234
<i>Non-cash adjustments:</i>			
Net change in fair value and foreign exchange difference	4.1, 4.2	34 909	(83 015)
Net(increase)/decrease in financial assets	4.1	(10 135 732)	142 922
Net increase/(decrease) in financial liabilities	4.2	10 088 069	(38 530)
(Increase)/decrease in other assets	6	(26 708)	1 889 329
Increase/(decrease) in other liabilities	6, 7	57 195	(1 854 986)
Taxes paid	7	(87)	(13)
NET CASH FLOWS FROM OPERATING ACTIVITIES		17 671	55 941
FINANCING ACTIVITIES			
Payment of capital surplus*	8.1	(27 071)	(34 361)
Dividend paid		(234)	(15)
NET CASH FLOWS FROM/(USED IN) FINANCING ACTIVITIES		(27 305)	(34 376)
Cash and cash equivalents as at January 1 st	3	63 575	42 010
Net increase/(decrease) in cash and cash equivalents		(9 634)	21 565
Cash and cash equivalents as at December 31st		53 941	63 575
Additional information on operational cash flows from interest			
Interest paid		28 300	36 331
Interest received	9	2 120	3 496

* KEUR 27 071 for the year ended 31 December 2025 (and KEUR 34 361 for the year ended 31 December 2024) represent the share premium reimbursed by the Company to the shareholder (refer to Note 8.1).

Notes to the financial statements

As at 31 December 2025

NOTE 1 – CORPORATE INFORMATION

SG Issuer (hereafter the "Company" or "SGIS") is a Luxembourg company incorporated on 16 November 2006 as a public limited company ("Société Anonyme") for an unlimited period.

Since April 2013, the Company's corporate objects are to issue debt securities, bonds, certificates, warrants and any other debt securities or acknowledgements of debts or financial securities, whether or not accompanied by guarantees, with any type of underlying security, including, without limitation, company stock, any other capital security or security other than capital, index, currency, exchange rate, interest rate, dividend, credit risk, fund unit, investment company stock, term deposit, life assurance contract, loan, merchandise, term contract, option, Warrant or option coupons, allocated or unallocated precious metals, unit of account, basket or any other factor or any other type of underlying securities and any combination of the latter.

To that effect, the Company may purchase, hold, dispose of, lend, loan or resell, by any means, including in particular the use of trusts, in trust or repurchase, any type of assets whatever their names and forms and whether or not accompanied by guarantees, in particular financial instruments (financial securities - stocks, fund units, bonds, certificates, Warrants - or financial contracts - swaps, options or other) or any other debt securities, acknowledgements of debts or capital securities, receive or issue monetary loans (including loans convertible into shares of the Company) - within the group of companies to which the Company belongs - and to supply guarantees in any form (actual guarantees such as pledges, securities, mortgages or other - personal guarantees or any other form of guarantee) for their own account, for the account of the group of companies to which the Company belongs or on behalf of third parties.

The Company's financial year begins on 1 January and ends on 31 December each year.

The registered office of the Company is established in 10, Porte de France, L-4360 Esch-sur-Alzette, Luxembourg (previously 15, Avenue Emile Reuter, L-2420 Luxembourg, Luxembourg) following the decision of the Extraordinary General Meeting of 26 March 2025.

The Company's capital is divided into 50 012 shares, of which 49 912 are held by Société Générale Luxembourg (hereafter "SG Luxembourg") and 100 are held by Société Générale S.A. (hereafter "Société Générale" or the "parent Company" or the "SG Group" or "the Group Société Générale").

The accounts of the Company for the year ended 31 December 2025 are included in the consolidated accounts of Société Générale S.A., which is at once the smallest and the largest body of undertakings of which the Company forms a part as a subsidiary undertaking, and whose head-office is located at 29, boulevard Haussmann, 75009 Paris, France.

NOTE 2 – MATERIAL ACCOUNTING POLICIES**2.1 Basis of preparation****2.1.1 Statement of compliance**

The financial statements of the Company as at and for the year ended 31 December 2025 have been prepared in accordance with International Financial Reporting Standards ("IFRS® Accounting Standards" or "IFRS") as adopted by the European Union and interpretations adopted by the International Accounting Standards Board ("IASB").

The financial statements as at and for the year ended 31 December 2025 were authorised for issue by the Supervisory Board on 29 April 2026.

Notes to the financial statements

As at 31 December 2025

NOTE 2 – MATERIAL ACCOUNTING POLICIES (continued)**2.1.2 Functional and presentation currency**

The financial statements are prepared in Euro (“EUR”), which is the Company’s functional currency and the currency of its share capital. Unless stated otherwise, the amounts in the financial statements are expressed in thousands of EUR (KEUR). The value “0” indicates the presence of a number, which is rounded to zero, while “-” represents the value nil.

2.1.3 Use of estimates and judgments

The preparation of the Company’s financial statements requires Executive Board to make judgments, estimates and assumptions that affect the reported amount of figures recorded in the statement of profit or loss and Other Comprehensive Income, on the unrealised, on the valuation of assets and liabilities in the statement of financial position, and on information disclosed in the notes to the financial statements.

In order to make these assumptions and estimates, the Executive Board uses information available at the date of preparation of the financial statements and can exercise its judgment. By nature, valuations based on estimates include risks and uncertainties relating to their occurrence in the future. Consequently, actual future results may differ from these estimates and may then have a significant impact on the financial statements.

Uncertainty about these assumptions and estimates could result in outcomes that require a material adjustment to the carrying amount of assets or liabilities affected in future periods. In the process of applying the Company’s accounting policies, Executive Board has made the following judgments and assumptions concerning the future and other key sources of estimation uncertainty at the reporting date, that have a significant risk of causing a material adjustment to the carrying amounts of assets and liabilities within the next financial year. Existing circumstances and assumptions about future developments may change due to circumstances beyond Company’s control and are reflected in the assumptions if and when they occur. Items with the most significant effect on the amounts recognized in the financial statements with substantial Executive Board judgment and/or estimates are listed below with respect to judgments/estimates involved.

The use of significant estimates and judgment mainly concerns the following topic:

- Fair value in the statement of financial position of financial instruments not quoted in an active market which are classified as financial assets and liabilities at fair value through profit or loss (see Notes 4.1 and 4.2).

2.1.4 Segment reporting

In accordance with IFRS 8, operating segments are identified on the basis of internal reports that are regularly reviewed by the Company’s Chief Operating Decision Maker (“CODM”) in order to allocate resources and assess performance.

For SG Issuer, no dedicated management reporting package is prepared for internal segment performance analysis. The CODM reviews only the annual financial statements of the Company. As such, the Company operates as a single operating segment.

The Company generates revenues from activities linked to financial instruments issued to investors and France is the main geographical area.

Notes to the financial statements

As at 31 December 2025

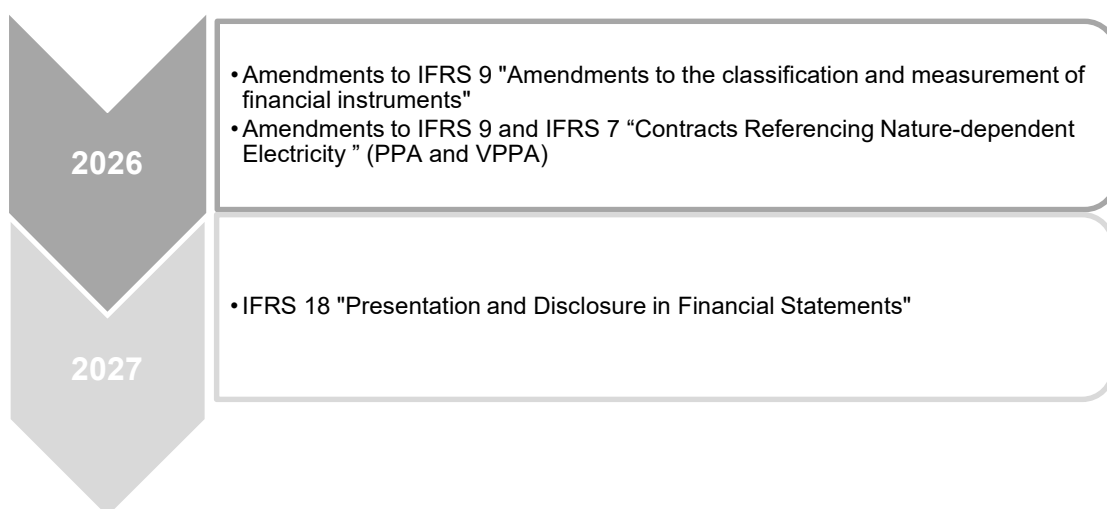
NOTE 2 – MATERIAL ACCOUNTING POLICIES (continued)**2.2 New accounting standards****2.2.1 New accounting standards applicable as at 1 January 2025****Amendments to IAS 21 “Impacts to variations in foreign currency rates”***Published on 15 August 2023*

These amendments clarify the circumstances in which a currency is considered as convertible, as well as the circumstances for the evaluation of the exchange rate of a non-convertible currency. They also supplement the information to be disclosed in the annexes to the financial statements in cases where a currency is not convertible.

The provisions of these amendments have been already applied since 2024 to the preparation of the Company’s financial statements.

2.2.2 Accounting standards, amendments or interpretations to be applied by the Company in the future

The IASB published accounting standards and amendments, some of which have not been adopted by the European Union as at 31 December 2025. Their application is required for the financial years beginning on or after 1 January 2026 at the earliest or on the date of their adoption by the European Union. They have thus not been applied to the Company as at 31 December 2025. These standards are expected to be applied according to the following schedule:

**Amendments to IFRS 9 and IFRS 7 "Amendments to the classification and measurement of financial instruments"***Adopted by the European Union on 27 May 2025.*

These amendments provide clarification on the classification of financial assets, and in particular on how to assess the consistency of the contractual flows of a financial asset with a basic lending arrangement. They thus clarify the classification of instruments with contractual terms that may change the timing or amount of cash flows. This is particularly the case for financial assets with environmental, social and governance (ESG) or similar characteristics.

Clarification is also provided for the classification of contractually linked instruments and financial assets secured only by collateral.

Notes to the financial statements

As at 31 December 2025

NOTE 2 – MATERIAL ACCOUNTING POLICIES (continued)

In addition, these amendments clarify the requirements for derecognition of financial assets and liabilities. They introduce an accounting option for derecognising financial liabilities settled using electronic payment systems.

New disclosures are also required for equity instruments designated originally at fair value through other comprehensive income, and for financial assets and liabilities with contingent features such as instruments comprising ESG characteristics.

The amendments are not expected to have a material impact on the Company's financial statements.

Amendments to IFRS 9 and IFRS 7 “Contracts referencing nature-dependent electricity” (PPA and VPPA)

Adopted by the European Union on 30 June 2025

The IASB issued amendments to IFRS 9 and IFRS 7 relating to contracts referencing nature-dependent electricity the produced quantity of which is subject to hazard and variability.

The contracts concerned may be settled:

- through contracts to buy or sell nature-dependent electricity: Power Purchase Agreements (PPA);
- virtually settled net for the difference between the contractually agreed price and the market price: Virtual Power Purchase Agreements (VPPA).

These amendments clarify the conditions for the application of the own use exemption which allows for the exclusion of the Group-owned PPAs from the application scope of IFRS 9.

In addition, these amendments also change the way in which the hedged item is designated when cash flow hedge accounting is applied to VPPA contracts.

These amendments should not have a material impact on the Company's financial statements.

IFRS 18 "Presentation and disclosure in financial statements"

Published on 9 April 2024.

This standard will supersede IAS 1 “Presentation of Financial Statements”.

This standard will not change rules for the recognition of assets, liabilities, income and expenses, nor their measurement; it only addresses their presentation in the primary financial statements and in their related notes.

The main changes introduced by this new standard affect the income statement. The latter will have to be structured by mandatory sub-totals and articulated in three categories of income and expenses: the operating income and expenses, investment income and expenses, and financing income and expenses.

For entities, for which investing in particular types of assets or providing financing to customers is one of their main business activities, such as banking and insurance entities, the standard provides for an appropriate presentation of the income and expenses relating to these activities under the operating income and expenses.

IFRS 18 also requires presenting in the notes accompanying the financial statements specific indicators: management-defined performance measures (MPMs) that are used in financial communication (justification for the use of these MPMs, calculation method, reconciliation between the MPMs and the sub-totals required by the standard).

Finally, the standard provides guidance on how to aggregate and disaggregate material information in the primary financial statements and in the related Notes.

Notes to the financial statements

As at 31 December 2025

NOTE 2 – MATERIAL ACCOUNTING POLICIES (continued)

The application of IFRS 18 will be required for annual periods beginning on 1 January 2027; this application will be retrospective with a restatement of comparative information.

The impact of this standard on the Company's financial statements is currently being analysed as not yet in force at the date of these financial statements.

2.3 Summary of material accounting policies**2.3.1 Foreign currency transactions**

The Company maintains its books in EUR, which is the functional currency.

Assets and liabilities denominated in foreign currencies are translated into EUR at the exchange rates ruling at the reporting date. Foreign exchange differences arising on translation and realized exchange gains and losses are recognised in the statement of profit or loss and Other Comprehensive Income in the caption "*Net gains from financial instruments at fair value through profit or loss*" and "*Interest Expenses*".

Revenues and expenses in foreign currencies are translated into EUR at the exchange rates prevailing at the date of the transactions.

The most important foreign currency positions for the Company are USD, JPY, GBP, HKD and CHF. The following foreign exchange rates were used:

	USD	JPY	GBP	HKD	CHF
31.12.2025	1.1750	184.09	0.87260	9.1464	0.9314
31.12.2024	1.0389	163.06	0.82918	8.0686	0.9412

2.3.2 Cash and cash equivalents

Cash and cash equivalents comprise only cash repayable on demand.

Cash and cash equivalents in the Company are subject to impairment under IFRS 9 and are presented net of impairment (cf. Note 2.3.3.3).

2.3.3 Financial instruments**2.3.3.1 Classification of financial instruments**Classification of financial assets

Financial assets are classified under IFRS 9 based on the characteristics of their contractual cash flows and on how they are managed (business models).

For the debt instruments held, SGIS has defined its business model as "hold to collect" for the Fully Funded Swaps, for Cash and cash equivalents and for Loans and receivables. These assets are acquired in order to collect the contractual cash-flows attached to the assets. No sale has been made in the past years and no sale is anticipated in the future.

Notes to the financial statements

As at 31 December 2025

NOTE 2 – MATERIAL ACCOUNTING POLICIES (continued)

The Fully Funded Swaps (hereafter “FFS”) are economically assimilated to loans with embedded derivatives (the swap embedded in the FFS). This type of financial assets complies with the IFRS Accounting Standards definition of debt instruments (fixed maturity, coupon calculated as a rate, no right nor interest/control in an entity). As these financial assets of SGIS contain embedded derivatives that modify the cash flows of the entire contract, the contract does not pass the Solely Payments of Principles and Interest (or “SPPI”) test and consequently these financial assets are mandatorily measured at Fair Value through Profit or Loss (“FVTPL”).

Cash and cash equivalents and Loans and receivables are SPPI compliant and are thus measured at amortised cost. Cash and cash equivalents and Loans and receivables are subject to impairment under IFRS 9 and are presented net of impairment.

The Options held, covering the Warrants issued, are Trading derivatives and thus measured at FVTPL.

Purchases and sales of financial assets recorded under financial assets at fair value through profit or loss and Financial assets at fair value through other comprehensive income are recognised in the statement of financial position at the delivery-settlement date. Changes in fair value between the trade and settlement dates are recorded in the income statement or booked to shareholders’ equity depending on the accounting category of the relevant financial assets. Loans and receivables are recorded in statement of financial position on the date they are paid or at the maturity date for invoiced services. The trade date is the date on which the contractual commitment becomes binding and irrevocable for the Company.

Classification of financial liabilities

Financial liabilities are classified into one of the following two categories:

- Financial liabilities at fair value through profit or loss:

These are financial liabilities held for trading purposes, which by default include derivative financial liabilities not qualifying as hedging instruments and non-derivative financial liabilities designated by the Company upon initial recognition to be carried at fair value through profit or loss in accordance with the fair value option.

The Company has designated at fair value through profit or loss the notes issued because mirror transactions (Fully Funded Swaps or “FFS”) that are used to mirror those notes are measured mandatorily at fair value through profit or loss and thus reduce the accounting mismatch.

- Financial liabilities at amortised cost:

These include the other non-derivative financial liabilities and are measured at amortized cost.

2.3.3.2 Valuation of financial instruments*Definition of fair value*

Fair value is the price that would be received to sell an asset or paid to transfer a liability in an orderly transaction between market participants at the measurement date.

In the absence of observable prices for identical assets or liabilities, the fair value of financial instruments is determined using another measurement technique that maximises the use of observable market input based on assumptions that market operators would use to set the price of the instrument in question.

Fair value hierarchy

The fair values of financial instruments include accrued interest as applicable.

Notes to the financial statements

As at 31 December 2025

NOTE 2 – MATERIAL ACCOUNTING POLICIES (continued)

For information purposes, in the notes to the financial statements, the fair value of financial instruments is classified using a fair value hierarchy that reflects the significance of the inputs used according to the following levels:

Level 1 (L1): instruments valued on the basis of quoted prices (unadjusted) in active markets for identical assets or liabilities

Level 1 instruments carried at fair value on the statement of financial position include in particular shares listed in an active market, government or corporate bonds priced directly by external brokers/dealers, derivatives traded on organised markets (futures, options), and units of funds (including UCITS) whose net asset value is available on the statement of financial position date.

A financial instrument is regarded as quoted in an active market if quoted prices are readily and regularly available from an exchange, dealer, broker, industry group, pricing service or regulatory agency, and if they reflect actual and regular market transactions on an arm's length basis.

Determining whether a market is inactive requires the use of indicators such as a sharp decline in trading volume and the level of activity in the market, a sharp disparity in prices over time and among the various above-mentioned market participants, or the fact that the latest transactions conducted on an arm's length basis did not take place recently enough.

Where a financial instrument is traded in several markets to which the Company has immediate access, its fair value is represented by the market price at which volumes and activity levels are highest for the instrument in question. Transactions resulting from involuntary liquidations or distressed sales are usually not taken into account to determine the market price.

Level 2 (L2): instruments valued using inputs other than quoted prices included in Level 1 that are observable for the asset or liability, either directly (i.e. as prices) or indirectly (i.e. derived from prices)

These are instruments measured using a financial model based on observable market inputs. Prices published by an external source derived from the valuation of similar instruments are considered as data derived from prices.

Level 2 instruments include in particular non derivative financial instruments carried at fair value on the statement of financial position that are not directly quoted or do not have a quoted price on a sufficiently active market (e.g. corporate bonds, repos transactions, mortgage-backed securities, units of funds), and firm derivatives and options traded over-the-counter: interest rate swaps, caps, floors, swaptions, equity options, index options, foreign exchange options, commodity options and credit derivatives. The maturities of these instruments are linked to ranges of terms commonly traded in the market, and the instruments themselves can be simple or offer a more complex remuneration profile (e.g. barrier options, products with multiple underlying instruments), with said complexity remaining limited however. The valuation techniques used in this category are based on common methods shared by the main market participants.

Level 3 (L3): instruments valued using inputs that are not based on observable market data (referred to as unobservable inputs)

Level 3 instruments carried at fair value on the statement of financial position are predominantly instruments for which the sales margin is not immediately recognized in profit or loss.

In the context of SGIS, this sales margin is not applicable and hence not recognised because there is a corresponding offsetting margin on the funded swap.

Accordingly, Level 3 financial instruments include derivatives with longer maturities than those usually traded and/or with specifically tailored return profiles. Similarly, debt measured at fair value is classified as Level 3 where the valuation of the associated embedded derivatives is also based on unobservable inputs.

Notes to the financial statements

As at 31 December 2025

NOTE 2 – MATERIAL ACCOUNTING POLICIES (continued)

The main L3 complex derivatives are:

- Equity derivatives: options with long maturities and/or incorporating bespoke remuneration mechanisms. These instruments are sensitive to market inputs (volatility, dividend rates, correlations, etc.). In the absence of market depth and an objective approach made possible by regularly observed prices, their valuation is based on proprietary methods (e.g. extrapolation from observable data, historical analysis). Hybrid equity instruments (i.e. having at least one non-equity underlying instrument) are also classified as L3 insofar as correlations between the different underlying are generally unobservable;
- Interest rate derivatives: long-term and/or exotic options, products sensitive to correlation between different interest rates, different exchange rates, or between interest rates and exchange rates, for example for quanto products (in which the instrument is settled in a currency different from the currency of the underlying); they are liable to be classified as L3 because the valuation inputs are unobservable due to the liquidity of the correlated pair and the residual maturity of the transactions (e.g. exchange rate correlations are deemed unobservable for the USD/JPY);
- Credit derivatives: L3 credit derivatives mainly include baskets of instruments exposed to time to default correlation (“N to default” products in which the buyer of the hedge is compensated as of the Nth default, which are exposed to the credit quality of the issuers comprising the basket and to their correlation, or CDO Bespoke products, which are Collateralised Debt Obligations created specifically for a group of investors and structured according to their needs), as well as products subject to credit spread volatility;
- Commodity derivatives: this category includes products involving unobservable volatility or correlation inputs (i.e. options on commodity swaps or instruments based on baskets of underlying).

At the level of SG Group, valuation models are determined in order to fully embed the impact of IFRS 13 as described above and use appropriate parameters and methodologies in order to determine L3 instruments valuation. Counterparty credit risk estimates rely on Credit Value Adjustments (CVA) and Debit Value Adjustments (DVA) calculations.

Different calculation methods can exist regarding the CVA-DVA / OCA (Own Credit Adjustment) impact calculation: derived from the yield discounting methodology, other from the Monte-Carlo EPE/ENE (Expected Positive / Negative Exposure). The methodology for calculation of CVA-DVA (OCA not applicable to the Company) applied to SGIS (the same as the SG Group) is the yield discounting methodology.

The valuation methods used by the Company to establish the fair value of financial instruments are detailed below.

The fair values of financial instruments include accrued interest as applicable.

- For Unsecured Notes and Fully Funded Swaps

The fair value for both the unsecured Notes (liabilities) and the Fully Funded Swap (FFS) (assets) is calculated by discounting the expected future cash flows with the risk-free curve. To take the credit adjustment into account, the risk-free curve is adjusted with Société Générale Group’s credit spread curve. A dedicated process has been implemented using Société Générale Group and SGIS operational teams’ input. This process is fully functional, constantly monitored as of today.

- For Secured and Repack Notes

Secured Notes are Notes which are collateralized with assets deposited on segregated or pooled accounts with external custodian (The Bank of New York Mellon S.A., Luxembourg Branch, hereafter “BNY Mellon Luxembourg”) and pledged in favour of the Note holders.

Repack Notes are Notes which allow investors to calibrate the funding yield of their structure by selecting a bond (the “Reference Bond”) issued by a third-party issuer (the “Reference Bond Issuer”).

Notes to the financial statements

As at 31 December 2025

NOTE 2 – MATERIAL ACCOUNTING POLICIES (continued)

The collateral assets are composed of eligible securities.

Should Société Générale defaults, the pledge on the assets is to be enforced; the Notes holders are exposed to credit risk of the collateral (external securities). Therefore, as Société Générale and SGIS act solely as intermediary for risk transfer, the credit risk premium (external bonds issuers) shall not be adjusted with Société Générale credit spread. Thus, no additional credit adjustment is needed for the secured Notes.

The fair value of the Secured Notes and the Repack Notes and the associated FFS is computed, for each accounting period, by discounting the expected future cash flows by a composite Repo rate curve.

- For Warrants and Options

For financial instruments recognised at fair value in the statement of financial position, fair value is determined primarily on the basis of the prices quoted in an active market. These prices can be adjusted if none are available on the statement of financial position date or if the clearing value does not reflect transaction prices.

However, due especially to the varied characteristics of financial instruments traded over the counter on the financial markets, a large number of financial products traded by the Company does not have quoted prices in the markets.

The base models may not fully capture all factors relevant to the valuation of SGIS on these financial instruments such as credit risk (CVA), own credit (DVA) and/or funding costs (FVA). Therefore, SGIS applies various techniques (from the Group) to estimate the credit risk associated with its financial instruments measured at fair value.

The revaluation differences attributable to the Company's credit risk are thus determined using valuation models which take into account the most recent financing terms and conditions on the markets along with the residual maturity of the related liabilities.

- For secured notes issued by the Company, as investors are not exposed to the Company's risk, no own credit risk should impact the fair value of the instruments and as such, no adjustment has to be calculated;
- For unsecured notes, investors are not contractually exposed to the Company's credit risk but to Société Générale Group's own credit risk.

SGIS valuation models therefore reflects the absence of credit risk, and structured bonds are not impacted by Own Credit Adjustments within the entity.

Deferred margin related to main unobservable inputs

The Company does not apply deferred margin related to its main unobservable inputs as margin on Notes and Warrants issued are offset by a similar margin on Fully Funded Swaps and Options purchased.

2.3.3.3 Impairments and provisions

Some financial assets involve credit risk which exposes the Company to a potential loss if the counterparties were to be unable to respect their financial commitments. The Company is remunerated for bearing this risk by a portion of the contractual interest that it receives on those assets; this is known as the credit margin.

This potential loss, or expected credit loss, is recognised in profit or loss without waiting for the occurrence of a default event on a specific counterparty.

For loans and receivables measured at amortised cost or fair value through other comprehensive income, the expected credit loss, as assessed by the Company, is recognised in profit or loss. On the statement of financial position, this potential loss is recognised as an impairment that reduces the carrying amount of assets measured at amortised cost. Impairments are written-back in case of a subsequent decrease of credit risk. No impairment is recognised on cash and cash equivalents, as the credit risk is immaterial. The Company does not have loan commitments or financial guarantees contracts.

Notes to the financial statements

As at 31 December 2025

NOTE 2 – MATERIAL ACCOUNTING POLICIES (continued)

The group assesses on a forward-looking basis the expected credit losses associated with its debt instruments carried at amortised cost. The impairment methodology applied depends on whether there has been a significant increase in credit risk. For trade receivables, the group applies the simplified approach permitted by IFRS 9, which requires expected lifetime losses to be recognised from initial recognition of the receivables.

Impairment and provisions for credit risk

To determine the amount of impairment or loss allowances to be recorded at each reporting date, these exposures are classified into one of three categories based on the increase in credit risk observed since initial recognition. An impairment or loss allowance shall be recognised for the exposures in each category as follows:

- Exposures classified in Stage 1: At the initial recognition date, the exposures are systematically classified in Stage 1, unless they are underperforming/credit-impaired on acquisition and during the lifetime of the credit. Stage 1 exposures are impaired for the amount of credit losses that the Company expects to incur within 12 months (12-month expected credit losses), based on past data and the current situation;
- Exposures classified in Stage 2: To identify Stage 2 exposures, the significant increase in credit risk is assessed by the Company, taking into account the counterparty's credit risk rating, the magnitude of the change in the counterparty's credit rating and the existence of payments delays of more than 30 days;
- Exposures classified in Stage 3 (doubtful outstanding): The Company determines whether or not there is objective evidence of impairment (default event).

Stage 2 and 3 exposures are impaired for the amount of credit losses that the Company expects to incur over the life of the exposures (lifetime expected credit losses), taking into consideration past data, the present situation and reasonable forecast changes in economic conditions, and relevant macroeconomic factors through to maturity.

Impairments / Reversal of impairments

Impairments / Reversal of impairments includes net reversals of impairment and loss allowances for credit risk, losses on irrecoverable loans and amounts recovered on amortised receivables.

2.3.3.4 Offsetting financial assets and financial liabilities

A financial asset and a financial liability are offset and the net amount presented on the statement of financial position when the Company has a legally enforceable right to set off the recognised amounts and intends either to settle the asset and liability on a net basis, or to realise the asset and settle the liability simultaneously. The legal right to set off the recognised amounts must be enforceable in all circumstances, in both the normal course of business and in the event of default of one of the counterparties.

The financial instruments issued by the Company are subscribed by the investors through Société Générale as a lead manager during the issuance period and as a market maker for a secondary market. The instruments which are unsold are held by Société Générale.

The treatment is applied based on IAS 32 Paragraph 42: "A financial asset and a financial liability shall be offset and the net amount presented in the statement of financial position when, and only when, an entity:

- Currently has a legally enforceable right to set off the recognized amounts; and
- Intends either to settle on a net basis, or to realise the asset and settle the liability simultaneously."

In December 2014, a cash netting clause was added in the legal framework with Société Générale and the Company consequently acquired a legally enforceable right to offset the recognized amount with the same counterparty (Société Générale). The assets (the Fully Funded Swaps) and the liabilities (the Notes) are settled (and intended to be settled) simultaneously.

Notes to the financial statements

As at 31 December 2025

NOTE 2 – MATERIAL ACCOUNTING POLICIES (continued)

In June 2017, the Company added a new cash netting clause in the legal framework with Société Générale and the Company consequently acquired a legally enforceable right to offset the recognized amount with the same counterparty (Société Générale). The assets (OTC Options) and the liabilities (the Warrants) are settled (and intended to be settled) simultaneously.

In application of IAS 32 - Offsetting a financial asset and a financial liability, the Company proceeds to the accounting netting of the non-sold amounts. The impact of the offsetting for the non-sold Notes and the corresponding Fully Funded Swaps and impact of the offsetting for the non-sold Warrants and the corresponding options are described in Note 4.1 and Note 4.2.

2.3.4 Other assets and other liabilities

Settlement accounts for trades are included in other assets or other liabilities and are presented separately in distinctive captions on assets or liabilities side (cf. Note 6).

2.3.5 Shareholders' equity

Equity are the resources contributed to the Company by external shareholders as capital, as well as the cumulative and undistributed results (retained earnings).

The statement "Changes in Shareholders' Equity" presents the various changes that affect the components of equity over the reporting period.

2.3.6 Interest income and expense

Interest is recognized as expense or income over the life of the financing service granted or received, proportionally to the principal amount outstanding.

Interest income and expense are recorded in the statement of profit or loss and Other Comprehensive Income under Interest and similar income and Interest and similar expense for all financial instruments measured using the effective interest method (instruments at amortised cost and debt instruments at fair value through other comprehensive income).

The effective interest rate is taken to be the rate used to net discount future cash inflows and outflows over the expected life of the instrument in order to establish the net book value of the financial asset or liability. The calculation of this rate considers the future cash flows estimated on the basis of the contractual provisions of the financial instrument without taking account of possible future credit losses and also includes commissions paid or received between the parties where these may be assimilated to interest, directly linked transaction costs, and all types of premiums and discounts.

Where a financial asset is classified in Stage 3 for impairment, subsequent interest income is measured at the effective interest rate applied to the net carrying amount of the financial asset with an offsetting entry equal to the outstanding financial asset before impairment.

2.3.7 Fee income and expense

Fee income and Fee expense combine fees on services rendered and received, as well as fees on pledged security granted that cannot be assimilated to interest. Fees that can be assimilated to interest are integrated into the effective interest rate on the associated financial instrument and are recorded under Interest income and Interest expenses.

Notes to the financial statements

As at 31 December 2025

NOTE 2 – MATERIAL ACCOUNTING POLICIES (continued)

The Company recognizes fee income or expense for an amount equivalent to the remuneration for the service provided and depending on the progress transferring control of these services:

- Fees for ongoing services, such as custody fees and administration costs are recognized as income over the life of the service;
- Fees for one-off services, such as issuance and listing fees are recognized as income when the service is provided.

The possible mismatch between the payment date of the service provided and the date of execution of the service gives assets and liabilities depending on the type of contract and mismatch which are recognized under Other Assets and Other Liabilities. For example: supplier contracts generate trade payables, accrued expenses or prepaid expenses. Income related to the issuance of Notes and Warrants falls under the scope of IFRS 15 and as such, is considered separately as income generated by 2 services when the Company performs its activities:

- The issuing fee recognized upfront for the initiation and the structuration of the issuance;
- Account and security servicing during the lifecycle of the security.

2.3.8 Other operating expenses

The Company records operating expenses according to the type of services to which they refer.

Other operating expenses mainly include intragroup recharge fees (including IT, overhead and personnel costs), lease payments, building maintenance and other costs, travel and business expenses, outsourcing and advisory fees and marketing and advertising expenses. Detail is provided in Note 13.

2.3.9 Income tax

Income tax includes current taxes:

- Current taxes correspond to the amount of taxes due (or refundable) as calculated according to the taxable profit base for the reporting period.

2.3.9.1 Current tax

Current tax is based on the taxable profit and determined in accordance with the rules established by the local taxation authorities, upon which income taxes are payable. This tax expense also includes net allowances for tax adjustments pertaining to income tax.

Tax credits arising in respect of interest from loans and income from securities are recorded in the relevant interest account as they are applied in settlement of income taxes for the year. The related tax charge is included under Income tax in the statement of profit or loss and Other Comprehensive Income.

The Company is included in the scope of consolidation of the group « Société Générale S.A. ».

Société Générale S.A. is subject to the OECD rules introducing a global minimum tax rate of 15% on the profits of the multinational companies (« Pillar 2 » rules), transposed into the European directive of 22 December 2022 and introduced in Luxembourg by the Law of 22 December 2023 which is in effect in 2024. In 2024, Société Générale S.A. set up dedicated processes to estimate amounts to be booked in relation with above mentioned “Pillar 2” rules. Société Générale S.A. will perform such processes on an annual basis for the subsequent years.

In Luxembourg, SGIS is part of a tax integration group led by Société Générale Luxembourg (hereafter SG Luxembourg). The Company has non-significant impact for “Pillar 2” rules for 2025 and 2024. As at December 31, 2025, no top-up tax is due by the Company.

Notes to the financial statements

As at 31 December 2025

NOTE 2 – MATERIAL ACCOUNTING POLICIES (continued)**2.3.10 Other commitments linked to secured notes**

In relation to each Serie of Secured Notes, in order to secure its obligations in respect of such Notes, the Company enters into a pledge agreement which is governed by the Luxembourg act dated 5 August 2005 on financial collateral arrangements, as amended. Under each pledge agreement, the Company grants first ranking security over the Collateral Assets contained in one or more accounts held by the Company with BNY Mellon Luxembourg (or such other custodian or account bank as is specified in the applicable Final Terms, pursuant to the terms of a custodian agreement between, inter alia, the Company and the collateral custodian).

The security granted under each pledge agreement is granted either in favour of:

- (i) in the case of English Law Notes, The Bank of New York Mellon Corporate Trustee Services Limited or such other security trustee as is specified in the applicable Final Terms as security trustee on behalf of itself and the relevant Noteholders and the other relevant Secured Parties (as defined in the Additional Terms and Conditions for Secured Notes) or,
- (ii) in the case of French Law Notes, directly in favour of the relevant Noteholders and the other relevant Secured Parties as represented by The Bank of New York Mellon Corporate Trustee Services Limited or such other security agent as is specified in the applicable Final Terms as security agent.

Following the occurrence of a Secured Note Acceleration Event (as defined in the Additional Terms and Conditions for Secured Notes), all Noteholders whose Notes have become immediately due and payable is first entitled to claim for any outstanding amounts due to them under the terms of the Guarantee. If neither the Issuer nor the Guarantor (pursuant to the terms of the Guarantee) has paid all amounts due to Noteholders within a period of 3 Collateral Business Days following the occurrence of a Secured Note Acceleration Event, Noteholders may send a notice in writing to the Security Trustee (in the case of English Law Notes) or the Security Agent (in the case of French Law Notes) requesting that the relevant Pledge Agreement be enforced in accordance with the terms of the Base Prospectus.

The Company borrows the securities to be pledged from Société Générale Group. In accordance with IFRS 9, the borrowing of the securities to be pledged by the Company is not assimilated to the transfer of assets and thus does not result in recognition in the statement of financial position. The risks and rewards associated to the securities remain in Société Générale Group and as such are not presented in the Company's statement of financial position.

The pledged securities are accounted as an off-balance sheet commitment "Securities pledged". The committed amount is re-measured at each closing to reflect the value of the securities pledged.

2.4 Geopolitical Crises and Macroeconomic Context

The global economy proves resilient, buoyed by rising asset prices, low energy prices, investments in artificial intelligence, as well as by budgetary easing (increased defence spending, especially in the United States, in Europe and in China), regulatory easing, and simplification measures in Europe (Omnibus initiative).

The full impact of the tariff hikes by the United States is yet to be seen.

Meanwhile, labour markets are tightening in Europe and United States. Financial market volatility raises the risk of a faster than expected slowdown, whether in equity risk premiums, real estate or sovereign debt. The Group Société Générale is anticipating further interest rate cuts by the Federal Reserve, albeit with a more hesitant stance. Questions over its independence also remain a source of uncertainty. In Europe, the Group expects the European Central Bank to cut interest rates and announce an end to quantitative tightening.

Notes to the financial statements

As at 31 December 2025

NOTE 2 – MATERIAL ACCOUNTING POLICIES (continued)

The Group Société Générale has therefore updated the macroeconomic scenarios used to prepare its consolidated financial statements. This embeds the recent geopolitical crises as well.

These macroeconomic scenarios are taken into account in the credit loss measurement models including forward-looking data and are also used in tests of the recoverability of deferred tax assets.

The methodological framework defined by the Group Société Générale is applied at the level of the Company.

NOTE 3 – CASH AND CASH EQUIVALENTS

Cash and cash equivalents amount to KEUR 53 941 as at 31 December 2025 (31 December 2024: KEUR 63 575) and are mainly composed of cash held with Société Générale Luxembourg and Société Générale.

As of 31 December 2025, and 2024, this caption only contained cash that was repayable on demand.

NOTE 4 – FINANCIAL INSTRUMENTS**4.1 Financial assets at fair value through profit or loss**

	31.12.2025	31.12.2024
	('000 EUR)	('000 EUR)
Financial assets at fair value through profit or loss		
- Mandatorily measured at fair value through profit or loss (Fully Funded Swaps)	61 434 265	49 117 912
- Trading derivatives (Options)	68 757	77 950
Total	61 503 022	49 195 862

As at 31 December 2025, financial assets mandatorily at fair value through profit or loss (Fully Funded Swaps) amount to KEUR 61 434 265 (31 December 2024: KEUR 49 117 912) and replicate all the Notes issued by the Company (see Note 4.2). Differences between the fair value of Fully Funded Swaps and Notes arise due to late settlements.

As at 31 December 2025, Trading derivatives (Options) amount to KEUR 68 757 (31 December 2024: KEUR 77 950) and replicate all the Warrants issued by the Company (see Note 4.2). Differences between the fair value of Options and Warrants arise due to late settlements.

As at 31 December 2025, the impact of the offsetting of financial assets and financial liabilities (decrease in the balance sheet) is KEUR 27 581 845 for the non-sold Notes and the corresponding Fully Funded Swaps (31 December 2024: KEUR 36 453 866) and KEUR 6 126 766 for the non-sold Warrants and the corresponding Options (31 December 2024: KEUR 5 492 093) (see Note 4.2).

Please also see Note 15.6.3 for the disclosure of the fair value hierarchy.

Notes to the financial statements

As at 31 December 2025

NOTE 4 – FINANCIAL INSTRUMENTS (continued)

The movements in financial assets at fair value through profit or loss were as follows:

	('000 EUR)	('000 EUR)	('000 EUR)
	Mandatorily at fair value through profit or loss	Trading derivatives	Total
As at 1 January 2025	49 117 912	77 950	49 195 862
Acquisition	29 384 483	54 921	29 439 404
Maturity/Disposal/Liquidation/Cancellation	(19 240 717)	(62 955)	(19 303 672)
Change in fair value and foreign exchange difference	2 172 587	(1 159)	2 171 428
As at 31 December 2025	61 434 265	68 757	61 503 022
	('000 EUR)	('000 EUR)	('000 EUR)
	Mandatorily at fair value through profit or loss	Trading derivatives	Total
As at 1 January 2024	51 118 092	57 316	51 175 408
Acquisition	19 105 860	52 253	19 158 113
Maturity/Disposal/Liquidation/Cancellation	(19 275 209)	(25 816)	(19 301 025)
Change in fair value and foreign exchange difference	(1 830 831)	(5 803)	(1 836 634)
As at 31 December 2024	49 117 912	77 950	49 195 862

4.2 Financial liabilities at fair value through profit or loss

	31.12.2025 ('000 EUR)	31.12.2024 ('000 EUR)
Financial liabilities at fair value through profit or loss		
- Designated at fair value through profit or loss (Notes)	61 430 760	49 120 262
- Trading derivatives (Warrants)	68 597	76 896
Total	61 499 357	49 197 158

As at 31 December 2025, the Company has issued secured and unsecured Notes for a total amount of KEUR 61 430 760 (31 December 2024: KEUR 49 120 262):

- 36 805 unsecured Notes were issued (stock) for a total amount of KEUR 58 547 248 (31 December 2024: 24 334 unsecured Notes were issued (stock) for a total amount of KEUR 43 580 459);
- 1 095 secured Notes were issued (stock) for a total amount of KEUR 2 883 484 (31 December 2024: 1 030 secured Notes were issued (stock) for a total amount of KEUR 5 539 803).

In addition to the guarantee on first demand granted by Société Générale on unsecured and secured Notes, subscribers of the secured Notes issued by the Company benefit from additional collateral assets securing the payment due under the Notes terms, structured in form of a pledge governed by Luxembourg Law. This pledge may only be enforced following a default of the Company or Société Générale in its role of Guarantor.

Pledged collateral assets are deposited on an account held in the name of the Company with an authorised custodian not belonging to the SG Group and are pledged in favour of the Notes holders.

Notes to the financial statements

As at 31 December 2025

NOTE 4 – FINANCIAL INSTRUMENTS (continued)

As at 31 December 2025, securities deposited at The Bank of New York Mellon S.A./NV, Luxembourg Branch as collateral for secured issuances amount to KEUR 10 393 278 (31 December 2024: KEUR 7 251 220).

As at 31 December 2025, the Company also issued Warrants for a total amount of KEUR 68 597 (31 December 2024: KEUR 76 896). Refer to Note 14 for further details on Off-balance sheet items related to the warrants activity.

As at 31 December 2025, the impact of the offsetting of financial assets and financial liabilities (decrease in the balance sheet) is KEUR 27 581 845 for the non-sold Notes and the corresponding Fully Funded Swaps (31 December 2024: KEUR 36 453 847) and KEUR 6 126 766 for the non-sold Warrants and the corresponding Options (31 December 2024: KEUR 5 492 093) (see Note 4.1).

Please also see Note 15.6.3 for the disclosure of the fair value hierarchy.

The movements in financial liabilities at fair value through profit or loss were as follows:

	('000 EUR)	('000 EUR)	('000 EUR)
	Designated at fair value through profit or loss	Trading derivatives	Total
As at 1 January 2025	49 120 262	76 896	49 197 158
Acquisition	29 381 278	54 780	29 436 058
Cancelled/Liquidation/Maturity Disposal	(19 275 962)	(64 234)	(19 340 196)
Change in fair value and foreign exchange difference	2 205 182	1 155	2 206 337
As at 31 December 2025	61 430 760	68 597	61 499 357

	('000 EUR)	('000 EUR)	('000 EUR)
	Designated at fair value through profit or loss	Trading derivatives	Total
As at 1 January 2024	51 112 066	57 148	51 169 214
Acquisition	19 190 860	51 603	19 242 463
Cancelled/Liquidation/Maturity Disposal	(19 269 183)	(25 689)	(19 294 872)
Change in fair value and foreign exchange difference	(1 913 481)	(6 166)	(1 919 647)
As at 31 December 2024	49 120 262	76 896	49 197 158

4.3 Financial liabilities measured at amortised cost

As at 31 December 2025 and 2024, financial liabilities at amortised cost are mainly composed of a convertible bond of nominal KEUR 48 000, issued by the Company and fully subscribed by Société Générale Luxembourg, with maturity in 2026. Conversion may occur each year.

On this convertible bond, the Company pays to Société Générale Luxembourg both variable interests calculated on Euribor 3M plus a margin of 0.26% (total rate of 2.26% as at 31 December 2025) and activity related interests. Activity related interests mean an amount equal to 100% of the activity related profit generated by the Company.

Notes to the financial statements

As at 31 December 2025

NOTE 4 – FINANCIAL INSTRUMENTS (continued)

The convertible bond maturity shall be automatically extended by successive periods of one year, unless either the Issuer or the Holder, Société Générale Luxembourg, has exercised its right to terminate the bond on the scheduled maturity date. The conversion option belongs to the Holder.

Estimation of the fair value of financial liabilities at amortised cost is disclosed in Note 15.6.

NOTE 5 – LOANS AND RECEIVABLES

As at 31 December 2025 and 2024, loans and receivables only consist in term deposits with Société Générale Luxembourg, which represent the reinvestment of the Company's share capital, reserves and other available funds.

As at 31 December 2025, expected credit losses calculated on loans and receivables in accordance with IFRS 9 amounted to EUR 481 (31 December 2024: EUR 154).

The fair values of loans and receivables are presented in the Note 15.6.2.

NOTE 6 – OTHER ASSETS AND OTHER LIABILITIES

As at 31 December 2025 and 2024, other assets and other liabilities are composed of the below:

	('000 EUR) 31.12.2025	('000 EUR) 31.12.2024
Settlement accounts on securities transactions	101 779	123 756
Miscellaneous receivables	217 833	169 148
Total other assets	319 612	292 904
	('000 EUR) 31.12.2025	('000 EUR) 31.12.2024
Settlement accounts on securities transactions	95 228	124 095
Deferred income	8 801	6 576
Miscellaneous payables	232 149	175 396
Total other liabilities	336 178	306 067

Miscellaneous payables and receivables mainly consist of premium payables on Warrants and receivables on financial instruments replicating the Warrants issued. The variance is linked to the activity of the Company and the early settlement of some balances compared to prior year.

NOTE 7 – TAXATION

The Company is liable for all taxes applicable to Luxembourg commercial companies.

Since 2007, the Company has been part of a tax integration group led by SG Luxembourg, as authorised by the article 164 bis LIR and has concluded a Tax Sharing Agreement (the "Agreement") with SG Luxembourg. Under the Agreement, the Company pays to SG Luxembourg, with respect to each financial year, an amount equal to the tax which would be levied on the profits of the Company in the absence of any tax consolidation with the Parent.

The effective tax rate of current tax applied as of 31 December 2025 is 34.99% (31 December 2024: 27.10%). The current tax rate includes the corporate tax and the municipal tax.

Notes to the financial statements

As at 31 December 2025

NOTE 7 – TAXATION (continued)

For the year ended 31 December 2025, tax expenses amount to KEUR 14 (31 December 2024: KEUR 87).

No deferred tax is recorded for the Company.

The Company belongs to a group that is within the scope of the EU/OECD Pillar Two model rules. Pillar Two legislation was enacted in Luxembourg, the jurisdiction in which the Company is incorporated, which has come into effect for fiscal years starting on or after 31 December 2023.

Under the legislation, the Company is liable to pay a top-up tax for the difference between its Pillar Two effective tax rate per jurisdiction and the 15% minimum tax rate.

The Company performed an impact assessment of the OECD (Organisation for Economic Co-operation and Development) transitional safe harbour rules and the full Pillar Two rules. The Company concluded that it should not be subject to top-up tax for the current year.

NOTE 8 – SHAREHOLDERS' EQUITY**8.1 Share capital and share premium**

On 30 November 2020, 100 shares were sold by SG Luxembourg to Société Générale for a total amount of EUR 4 000. SG Luxembourg still held 49 907 shares amounting to EUR 1 996 280 for which it waived its entire voting rights and right to dividends. After this transaction, the subscribed and fully paid share capital amounted to EUR 2 000 280, divided into 50 007 shares with nominal value of EUR 40 each. No other restrictions are attached to the shares.

By resolution adopted on 15 January 2025, the Executive Board decided to increase the capital of the Company from EUR 2 000 440 to EUR 2 000 480 by the issue of a new share with a nominal value of EUR 40, subscribed by SG Luxembourg.

In the context of the capital increase, the 2024 activity related interests amounting to KEUR 27 071 have been allocated to the Share premium. It was then paid to the shareholders in June 2025.

As at 31 December 2025, the subscribed and fully paid share capital is EUR 2 000 480, divided into 50 012 shares with nominal value of EUR 40 each.

The Company manages its capital to ensure it will be able to continue as a going concern. The capital amount may be increased, subject to the approval of the Shareholders, if the Company's activity evolves, incurring specific additional risks.

8.2 Reserves**8.2.1 Legal reserve**

In accordance with the Luxembourg law, the Company is required to allocate a minimum of 5% of its annual net profit to a Legal reserve until this reserve equals 10% of the subscribed share capital. This reserve may not be distributed.

As at 31 December 2025 and 2024, the legal reserve amounts to KEUR 200.

8.2.2 Other reserves

Since 2013, the Company is fiscally integrated in its parent company Société Générale Luxembourg. Société Générale Luxembourg constitutes the Net Wealth Tax reserve for the Company. As a consequence, no additional Net Wealth Tax reserve has been constituted by the Company since 2013.

Notes to the financial statements

As at 31 December 2025

NOTE 8 – SHAREHOLDERS' EQUITY (continued)

During the first half of 2025, a dividend of KEUR 234 has been paid (31 December 2024: KEUR 15).

NOTE 9 – INTEREST INCOME AND EXPENSES

	('000 EUR) 31.12.2025	('000 EUR) 31.12.2024
Interest income on cash and cash equivalents	803	1 478
Interest income on loans and receivables	1 317	2 018
Total interest income	2 120	3 496
Interest expenses on financial liabilities at amortized cost (note 4.3)	(41 349)	(29 041)
Interest expenses on financial liabilities at fair value	(919)	(698)
Total interest expenses	(42 268)	(29 739)
Net interest margin	(40 148)	(26 243)

NOTE 10 – COMMISSION INCOME

Commission income can be broken down as follows:

	('000 EUR) 31.12.2025	('000 EUR) 31.12.2024
Issuing upfront fees on Notes	52 007	36 725
Servicing fees on Notes	7 004	5 515
Commission on Warrants	484	710
Commission income	59 495	42 950

As at 31 December 2025, KEUR 8 801 are retained as deferred income under the caption "other liabilities" (2024: KEUR 6 576) (cf. Note 6).

NOTE 11 – NET GAIN/(LOSS) FROM FINANCIAL INSTRUMENTS AT FAIR VALUE THROUGH PROFIT OR LOSS

Net result from financial instruments at fair value through profit or loss can be broken down as follows:

	('000 EUR) 31.12.2025	('000 EUR) 31.12.2024
Net gain on financial assets held for trading	26 368 299	23 356 786
Net gain on financial assets at fair value option	6 244 957	12 569 826
Net loss on financial liabilities held for trading	(26 367 497)	(23 355 568)
Net loss on financial liabilities at fair value option	(6 245 951)	(12 570 781)
Total	(192)	263

Notes to the financial statements

As at 31 December 2025

NOTE 12 – PERSONNEL EXPENSES

	('000 EUR) 31.12.2025	('000 EUR) 31.12.2024
Wages and salaries	(156)	(218)
Social charges and associated costs	(18)	(19)
Pension related costs	(17)	(19)
Total	(191)	(256)

The Company had 2 full-time equivalents during the year ended 31 December 2025 (2024: 3).

The annual cost of pension is calculated and invoiced by Société Générale Luxembourg, based on SG Luxembourg's group total cost of pensions and according to the number of the Company's full time equivalent employees.

NOTE 13 – OTHER OPERATING EXPENSES

	('000 EUR) 31.12.2025	('000 EUR) 31.12.2024
Issuance fees	(15 919)	(12 620)
Other operating charges	(3 006)	(3 773)
Total	(18 925)	(16 393)

Issuance fees mainly consist of listing fees, collateral monitoring agent fees, maintenance of registers fees and trading fees.

Other operating charges are mainly composed of operating costs related to the Company (including audit fees) as well as activities outsourced to Société Générale S.A. and Société Générale Luxembourg.

Remuneration of the Réviseur d'entreprises agréé

The fees paid by the Company to its Réviseur d'Entreprises Agréé were as follows:

	('000 EUR) 31.12.2025	('000 EUR) 31.12.2024
Statutory audit of the financial statements	228	226
Other assurance services	45	40
Other fees related to permissible non-audit services	28	-
Total	301	266

Other assurance services for the year consists of a limited review as of 30 June and of the issuance of consent letters related to various issuance programmes.

Notes to the financial statements

As at 31 December 2025

NOTE 14 – OFF-BALANCE SHEET

As at 31 December 2025, financial instruments to be issued (commitment taken before 31 December 2025 with value date after 31 December 2025) amount to KEUR 9 516 995 (31 December 2024: KEUR 8 583 451).

Warrants issuance summary

The Warrants issued as at 31 December 2025 and 2024 break down as follows:

Warrant Type	Category of Underlying	Type of Underlying	Option Type	31 December 2025			31 December 2024		
				Quantity	Notional ('000 EUR)	Fair Value ('000 EUR)	Quantity	Notional ('000 EUR)	Fair Value ('000 EUR)
Equity Warrant	Equity	Ordinary Share	Call	790	13 958 026	37 254	136	1 891 844	13 188
			Put	356	4 155 539	6 120	1 441	35 156 224	55 957
	Fund	Mutual Fund	Call	2	68 278	-	1	31 976	2
			Put	4	208 274	18	3	74 598	298
Index Warrant	Index	Index	Call	2	71 152	-	3	40 044	5 991
			Put	442	20 871 301	16 974	128	4 815 156	1 078
			Put	231	10 497 347	8 231	12	318 210	381
Total Call				1238	35 105 880	54 246	268	6 813 574	14 566
Total Put				589	14 724 038	14 351	1 456	35 514 478	62 330
Total Warrants				1827	49 829 918	68 597	1 724	42 328 052	76 896

Notes to the financial statements

As at 31 December 2025

NOTE 15 – RISK MANAGEMENT

The Company and several of its service providers are subsidiaries of the Société Générale Group and therefore benefit from Société Générale's internal control systems. For more information on the geopolitical risks and uncertainties to which the Company is exposed, please refer to Note 2.4.

15.1 Market risk

Market risk is the risk that changes in market prices, such as interest rates, securities prices, and foreign exchange rates will affect the Company's income or the value of its holding of financial instruments. The objective of market risk management is to manage and control market risk exposures within acceptable parameters.

The Company issues Notes and Warrants. The Notes are systematically mirrored with FFS concluded with Société Générale, with strictly identical characteristics. In the same way, the Warrants issued are mirrored with Options concluded with Société Générale, with strictly identical characteristics.

The risks associated with the investment in the Notes and Warrants depend on several factors. Such factors vary depending on the characteristics of the Notes and Warrants issued, in particular depending on the underlying, the maturity of the Notes, the Secured / Unsecured status of the Notes, the interest rates incurred, the volatility of the underlying, etc..

The main risks in relation to investments in Notes and Warrants issued by the Company are described in the Base Prospectus under the section "Risk Factor".

Because of its structure (perfect match between the assets and the liabilities), the impact of an immediate change of a market parameter would have no material consequence on the net profit of the Company.

The Company is also exposed to structural interest rate risk, namely through the following transactions: reinvestment of available equity by participating interests or loans to the Company's treasury (SG Luxembourg) with hedged interest rate risk. The structural interest rate risk is monitored via the sensitivity of the economic value of the positions measured through modified duration.

Modified duration is calculated based on the change in the net present value of positions subsequent to a 1% change in the rate curve. Exposure monitoring is based on the determination of modified duration over the short (up to one year), medium (one to five years) and long (more than five years) term.

Climate and ESG matters have been considered in the fair value of the financial instruments. These are deemed to have a minor impact.

15.2 Foreign currency risk

Foreign currency risk can only arise on financial instruments that are denominated in a currency other than the functional currency in which they are measured. Translation-related risks are therefore not included in the assessment of the Company's exposure to currency risks.

Because of its structure (perfect match between the assets and the liabilities), the impact of an immediate change of foreign exchange rates would have no consequence on the net profit of the Company.

Following explanation above, foreign currency risk is strictly limited.

Process of control allows to monitor it closely and to confirm that exposure of the entity to foreign currency risk remains in a very conservative limit.

Notes to the financial statements

As at 31 December 2025

NOTE 15 – RISK MANAGEMENT (continued)

15.3 Credit risk

Credit risk is the risk that a third party will not be able to meet its contractual obligation.

The Company only contracts financial instruments with SG Luxembourg and Société Générale. Therefore, the credit risk of the Company is limited to the credit risk on SG Luxembourg and Société Générale. Should this situation evolve, specific limits would be proposed to limit the credit risk incurred.

As at 31 December 2025 and 2024, no financial assets were past due nor impaired. No Estimated Credit Loss (ECL) was booked for financial instruments other than loans and receivables.

All the Notes and Warrants issued by the Company benefit from a guarantee provided by Société Générale, meaning that payments in respect of the instruments issued by the Company are unconditionally and irrevocably guaranteed by Société Générale (the Guarantor).

As at 31 December 2025, the rating of Société Générale is: A- from Fitch Ratings, A from R&I, A from Standard & Poor's and A1 from Moody's.

15.4 Interest rate risk

Interest rate risk is the risk that changes in market interest rates may adversely affect the value of the assets and liabilities of the Company.

Due to the financial instruments contracted by the Company with Société Générale to mirror the financial instruments issued, the Company is not significantly exposed to interest rate risk.

15.5 Liquidity risk

Liquidity risk is the risk that the Company may be unable to meet the payment obligations associated with its financial liabilities when they fall due.

The Company does not face any material liquidity risk thanks to the perfect replication between the contractual obligations of:

- The financial instruments issued by the Company; and
- The financial assets replicating the financial instruments issued by the Company.

Notes to the financial statements

As at 31 December 2025

NOTE 15 – RISK MANAGEMENT (continued)Analysis per remaining contractual maturities

As at 31 December 2025, analysis per remaining contractual maturities is as follows:

31.12.2025 - EUR' 000	< 3 months	From 3 months to 1 year	From 1 to 5 years	> 5 years	Total
Cash and cash equivalents	53 941	-	-	-	53 941
Financial assets at fair value through profit or loss					
- <i>Mandatorily at fair value through profit or loss</i>	6 203 274	11 043 017	16 270 709	27 917 265	61 434 265
- <i>Trading derivatives</i>	6 405	31 224	31 128	-	68 757
Loans and receivables	48 026	200	800	1000	50 026
Financial liabilities at amortised cost	48 708	40 120	-	-	88 828
Financial liabilities at fair value through profit or loss					
- <i>Designated at fair value through profit or loss</i>	6 202 696	11 041 323	16 269 300	27 917 441	61 430 760
- <i>Trading derivatives</i>	6 405	31 176	31 016	-	68 597

As at 31 December 2024 analysis per remaining contractual maturities is as follows:

31.12.2024 - EUR' 000	< 3 months	From 3 months to 1 year	From 1 to 5 years	> 5 years	Total
Cash and cash equivalents	63 575	-	-	-	63 575
Financial assets at fair value through profit or loss					
- <i>Mandatorily at fair value through profit or loss</i>	4 502 308	7 413 592	17 609 084	19 592 928	49 117 912
- <i>Trading derivatives</i>	17 036	32 857	27 897	160	77 950
Loans and receivables	48 026	200	800	1 000	50 026
Financial liabilities at amortised cost	69 550	27 071	-	-	96 621
Financial liabilities at fair value through profit or loss					
- <i>Designated at fair value through profit or loss</i>	4 410 064	7 413 257	17 618 922	19 678 019	49 120 262
- <i>Trading derivatives</i>	16 793	33 124	26 979	0	76 896

Notes to the financial statements

As at 31 December 2025

NOTE 15 – RISK MANAGEMENT (continued)

15.6 Fair Value measurement

According to the fair value hierarchy established by IFRS 13, Level 3 (L3) comprises products valued using inputs that are not based on observable market data (referred to as unobservable inputs).

For these products, fair value is determined using models based on valuation techniques commonly used by market participants to measure financial instruments, such as discounted future cash flows for Notes or the Black & Scholes formula for certain options and using valuation parameters that reflect current market conditions as at the statement of financial position date. These valuation models are validated independently by the experts from the Market Risk Department of the Group's Risk Division.

Furthermore, the parameters used in the valuation models, whether derived from observable market data or not, are checked by the Finance Division of Société Générale, in accordance with the methodologies defined by the Market Risk Department.

The Notes and the related FFS are classified as Level 3 when the valuation of the associated embedded derivatives (underlying of the Notes) is also based on unobservable market data.

On each element of an identified list of unobservable parameters, it comes to determining the uncertainty of marking, and cross sensitivities with this uncertainty for a confidence interval of the value of the positions.

In parallel, marking the levels of each of these parameters is collected and reported in the Note.

The methods for determining the level of uncertainty, as well as calculating the confidence interval from sensitivities depend on each parameter.

Transfers from Level 2 to Level 3 are determined at the end of each month and occur in case of a modification within a parameter (e.g. no longer linked to the deal, modification of the observability rule of the parameter).

Notes to the financial statements

As at 31 December 2025

NOTE 15 – RISK MANAGEMENT (continued)

15.6.1 Estimates of Level 3 instruments and other most significant unobservable inputs as at 31 December 2025 (by type of underlying):

Type of underlying	Assets In million EUR	Liabilities In million EUR	Main products	Valuation techniques used	Significant unobservable inputs	Range of unobservable inputs Min & Max
Equity / funds	25 438	25 436	Simple and complex derivatives on funds, equities or baskets on stocks	Various option models on funds, equities or baskets on stocks	Equity volatilities	[3.0% ; 110.0%]
					Equity dividends	[0.0% ; 6.3%]
					Unobservable correlations	[-80.0% ; 124.0%]
					Hedge funds volatilities	N/A
					Mutual funds volatilities	[1.7% ; 26.8%]
Rates and Forex	14 714	14 716	Hybrid forex / interest rate or credit / interest rate derivatives	Hybrid forex interest rate or credit interest rate option pricing models	Correlations	[-60.0% ; 90.0%]
			Forex derivatives	Forex option pricing models	Forex volatilities	[1.0% ; 20.0%]
			Interest rate derivatives whose notional is indexed on the prepayment behavior on European collateral pools	Prepayment modeling	Constant prepayment rates	[0.0% ; 20.0%]
			Inflation instruments and derivatives	Inflation pricing models	Correlations	[83.0% ; 93.0%]
Credit	3 361	3 361	Collateralized Debt Obligations and index tranches	Recovery and base correlation projection models	Time to default correlations	[0.0% ; 100.0%]
			Other credit derivatives	Credit default models	Recovery rate variance for single name underlying	[0.0% ; 100.0%]
					Time to default correlations	[0.0% ; 100.0%]
					Quanto correlations	[0.0% ; 100.0%]
				Unobservable credit spreads	[0.0 bps ; 82.4 bps]	
Commodity	-	-	Derivatives on commodities baskets	Option models on commodities	Commodities correlations	N/A
Total	43 514	43 513				

Unobservable inputs add a degree of uncertainty in the valuation of Level 3 instruments. However, by its very nature, and considering mirror transactions are concluded with Société Générale to mirror the financial liabilities issued by the Company, the Company has no market risk exposure. The impact of an immediate change in an unobservable parameter would have no consequence on the net profit or net equity of the Company.

Moreover, changes in an unobservable parameter would have by underlying a minor effect on both assets and liabilities.

Notes to the financial statements

As at 31 December 2025

NOTE 15 – RISK MANAGEMENT (continued)

Finally, the Company considers that changes in the unobservable parameters would not a material impact on the profit or loss of the Company considering the mirroring in place for financial instruments (refer to Note 4).

15.6.2. Carrying amounts and fair values of assets and liabilities not measured at fair value in the statement of financial position

31.12.2025 – EUR' 000	Carrying amount	Fair value
Cash and cash equivalents	53 941	53 941
Loans and receivables *	50 026	50 095
Other assets	319 612	319 612
Financial liabilities at amortised cost *	88 828	88 912
Other liabilities	336 178	336 178
Tax liabilities	13	13

* For Loans and receivables and Financial liabilities at amortised cost, the fair values are calculated by discounting the expected future cash flows under a EUR risk free curve adjusted with Société Générale Group credit spread curve (EUR swap curve from Bloomberg and Société Générale credit spread curve provided by Risk department Paris).

31.12.2024 - EUR' 000	Carrying amount	Fair value
Cash and cash equivalents	63 575	63 575
Loans and receivables *	50 026	50 094
Other assets	292 904	292 904

31.12.2024 - EUR' 000	Carrying amount	Fair value
Financial liabilities at amortised cost *	96 621	96 728
Other liabilities	306 067	306 067
Tax liabilities	87	87

* For Loans and receivables and Financial liabilities at amortised cost, the fair values are calculated by discounting the expected future cash flows under a EUR risk free curve adjusted with Société Générale Group credit spread curve (EUR swap curve from Bloomberg and Société Générale credit spread curve provided by Risk department Paris).

Determining fair value is dependent on many factors and can be an estimate of what value may be obtained in the open market at any point in time.

Regarding financial instruments at amortised cost with short term maturity (<1 year), the Company considers the difference between fair value and carrying amount as non-material.

Regarding other assets and other liabilities, in consideration of their short-term nature, the Company considers the difference between fair value and carrying amount as non-material.

Notes to the financial statements

As at 31 December 2025

NOTE 15 – RISK MANAGEMENT (continued)

15.6.3 The fair value hierarchy of IFRS 13

As at 31 December 2025, the Company determined the fair values of its financial instruments on the basis of the following hierarchy:

31.12.2025 - EUR' 000	Level 1	Level 2	Level 3	Total
Financial assets at fair value through profit or loss				
- Mandatorily at fair value through profit or loss	-	17 925 883	43 508 382	61 434 265
<i>Commodities instruments</i>	-	982	-	982
<i>Credit derivatives/securities</i>	-	700 171	2 995 010	3 695 181
<i>Equity and index securities</i>	-	14 589 302	25 432 581	40 021 883
<i>Foreign exchange instruments/securities</i>	-	239 648	2 721 195	2 960 843
<i>Interest rate instruments/securities</i>	-	2 280 133	11 993 233	14 273 366
<i>Other financial instruments</i>	-	115 647	366 363	482 010
- Trading derivatives	-	63 508	5 249	68 757
<i>Equity and Index instruments</i>	-	63 490	5 249	68 739
<i>Foreign exchange instruments / securities</i>	-	-	-	-
<i>Other financial instruments</i>	-	18	-	18
Financial liabilities at fair value through profit or loss				
- Designated at fair value through profit or loss	-	17 922 816	43 507 944	61 430 760
<i>Commodities instruments</i>	-	982	-	982
<i>Credit derivatives/securities</i>	-	700 154	2 995 010	3 695 164
<i>Equity and index securities</i>	-	14 586 252	25 430 474	40 016 726
<i>Foreign exchange instruments/securities</i>	-	239 648	2 721 195	2 960 843
<i>Interest rate instruments/securities</i>	-	2 280 133	11 994 902	14 275 035
<i>Other financial instrument</i>	-	115 647	366 363	482 010
- Trading derivatives	-	63 348	5 249	68 597
<i>Equity and Index instruments</i>	-	63 330	5 249	68 579
<i>Foreign exchange instruments / securities</i>	-	-	-	-
<i>Other financial instruments</i>	-	18	-	18

Notes to the financial statements

As at 31 December 2025

NOTE 15 – RISK MANAGEMENT (continued)

As at 31 December 2024, the Company determined the fair values of its financial instruments on the basis of the following hierarchy:

31.12.2024 - EUR' 000	Level 1	Level 2	Level 3	Total
Financial assets at fair value through profit or loss				
- Mandatorily at fair value through profit or loss	-	19 815 438	29 302 474	49 117 912
<i>Commodities instruments</i>	-	1 546	0	1 546
<i>Credit derivatives/securities</i>	-	1 043 704	3 520 322	4 564 026
<i>Equity and index securities</i>	-	16 721 749	16 287 602	33 009 351
<i>Foreign exchange instruments/securities</i>	-	346 941	1 714 102	2 061 043
<i>Interest rate instruments/securities</i>	-	1 545 087	7 527 010	9 072 097
<i>Other financial instruments</i>	-	156 411	253 438	409 849
- Trading derivatives	-	62 432	15 518	77 950
<i>Equity and Index instruments</i>	-	62 134	9 527	71 661
<i>Foreign exchange instruments / securities</i>	-	298	5 991	6 289
Financial liabilities at fair value through profit or loss				
- Designated at fair value through profit or loss	-	19 819 729	29 300 533	49 120 262
<i>Commodities instruments</i>	-	1 546	0	1 546
<i>Credit derivatives/securities</i>	-	1 043 641	3 520 322	4 563 963
<i>Equity and index securities</i>	-	16 726 121	16 285 388	33 011 509
<i>Foreign exchange instruments/securities</i>	-	346 940	1 714 148	2 061 088
<i>Interest rate instruments/securities</i>	-	1 545 087	7 527 237	9 072 324
<i>Other financial instrument</i>	-	156 394	253 438	409 832
- Trading derivatives	-	61 378	15 518	76 896
<i>Equity and Index instruments</i>	-	61 080	9 527	70 607
<i>Foreign exchange instruments / securities</i>	-	298	5 991	6 289

Notes to the financial statements

As at 31 December 2025

NOTE 15 – RISK MANAGEMENT (continued)

The following table describes the variation in Level 3 by financial instruments (in KEUR):

Financial assets at fair value through profit or loss	Balance at 01.01.2025	Acquisitions (Issuance)	Change in fair value	Reimbursements	Transfers from L2 to L3	Transfers from L3 to L2	Balance 31.12.2025
Mandatorily at fair value through profit or loss	29 302 474	18 999 605	2 914 840	(8 449 084)	1 488 513	(747 966)	43 508 382
Credit derivatives/securities	3 520 322	570 992	(31 207)	(965 431)	38 573	(138 239)	2 995 010
Equity and index securities	16 287 602	10 959 796	1 414 941	(4 305 907)	1 658 296	(582 147)	25 432 581
Foreign exchange instruments/securities	1 714 101	1 680 660	(105 866)	(697 320)	133 558	(3 938)	2 721 195
Interest rate instruments/securities	7 527 011	5 484 114	1 638 861	(2 288 969)	(353 379)	(14 405)	11 993 233
Other financial instruments	253 438	304 043	(1 889)	(191 457)	11 465	(9 237)	366 363
Trading derivatives	15 518	-	916	(11 185)	0	0	5 249
Equity and index instruments	9 527	-	916	(5 194)	-	-	5 249
Other financial instruments	5 991	-	-	(5 991)	-	-	-

Financial liabilities at fair value through profit or loss	Balance at 01.01.2025	Acquisitions (Issuance)	Change in fair value	Reimbursements	Transfers from L2 to L3	Transfers from L3 to L2	Balance 31.12.2025
Designated at fair value through P&L	29 300 533	18 999 428	2 852 109	(8 479 321)	1 488 477	(653 282)	43 507 944
Credit derivatives/securities	3 520 322	570 992	(31 207)	(965 431)	38 573	(138 239)	2 995 010
Equity and index securities	16 285 388	10 959 613	1 352 554	(4 336 144)	1 656 526	(487 463)	25 430 474
Foreign exchange instruments/securities	1 714 148	1 680 659	(105 912)	(697 320)	133 558	(3 938)	2 721 195
Interest rate instruments/securities	7 527 237	5 484 121	1 638 563	(2 288 969)	(351 645)	(14 405)	11 994 902
Other financial instruments	253 438	304 043	(1 889)	(191 457)	11 465	(9 237)	366 363
Trading derivatives	15 518	-	916	(11 185)	-	-	5 249
Equity and index instruments	9 527	-	916	(5 194)	-	-	5 249
Other financial instruments	5 991	-	-	(5 991)	-	-	-

Notes to the financial statements

As at 31 December 2025

NOTE 15 – RISK MANAGEMENT (continued)**Transfers from Level 3 to Level 2**

The consensus data provided by external counterparties are considered observable if the underlying market is liquid and if the prices provided are confirmed by actual transactions. For high maturities, these consensus data are not observable. This is the case for the implied volatility used for the valuation of options with maturities of more than five years. However, when the residual maturity of the instrument falls below five years, its fair value becomes sensitive to observable parameters.

Transfers from Level 2 to Level 3

Transfers from Level 2 to Level 3 can occur in case of a modification within a parameter (no longer linked to the deal, modification of the observability rule of the parameter, etc.).

15.7 Operational risk

Operational risk is the risk of loss or fraud caused by defects or failures in internal procedures or systems, human error or external events, including IT risk and management risk. Particular attention is paid to compliance risk, which receives enhanced monitoring.

The Company participates in the effort to strengthen the management and monitoring of operational risk led by the Société Générale Group. This effort is guided by the Operational Risk Department, which reports to the Société Générale Group Risk Department, and is relayed by different Group operational risk monitoring units responsible for implementing the policies and directives issued by the Société Générale Group and monitoring and controlling operational risks.

The monitoring arrangement mainly relies on four processes supervised by the operational risk departments: periodic risk and control self-assessment (RCSA), collection of internal data on losses due to operational errors with exhaustive real-time reporting of incidents, pattern analyses, and permanent control system.

These procedures are supplemented by a crisis management unit and a business continuity plan.

NOTE 16 – RELATED PARTIES

During the year, the Company entered into transactions with related parties. Those transactions along with related balances as at 31 December 2025 and 2024 are presented below. Related parties are considered to be a party that has the ability to control the Company or exercise significant influence over the Company in making financial or operational decisions. The Company has a related party relationship with SG Luxembourg, its parent company (Société Générale) and with its Executive Board Members, Supervisory Board Members and Executive Officers.

As disclosed below in the table, the Company entered into transactions with SG Luxembourg, its parent company (Société Générale) and other SG Group entities.

The issued Notes are sold to Société Générale as market maker, such Notes being expected to be subscribed *in fine* by third party investors, either for their own account or via distribution network. Moreover, all notes are guaranteed by Société Générale.

Also, the Company borrows securities from Société Générale, which serve as collateral for the secured Notes issued by the Company.

Notes to the financial statements

As at 31 December 2025

NOTE 16 – RELATED PARTIES (continued)

As at 31 December 2025 EUR' 000	Société Générale (Parent Company)	SG Luxembourg	Other SG Group entities
Cash and cash equivalents	51 612	1 360	8
Financial assets at fair value through profit or loss			
- <i>Mandatorily at fair value through profit or loss</i>	61 434 265	-	-
- <i>Trading derivatives</i>	68 757	-	-
Loans and receivables	-	50 026	-
Other assets	319 612	-	-
Total assets	61 874 246	51 386	8
Financial liabilities at amortised cost	644	88 177	-
Financial liabilities at fair value through profit or loss			
- <i>Designated at fair value through profit or loss</i>	442 263	-	2 559 215
- <i>Trading derivatives</i>	3 593	-	-
Other liabilities	323 381	12 796	-
Tax liabilities	-	-	-
Total liabilities	769 881	100 973	2 559 215
Interest income	-	1 317	-
Commission income	59 495	-	-
Total revenues	59 495	1 317	-
Interest expenses	-	(41 349)	-
Personnel expenses	-	(191)	-
Other operating expenses	(3 380)	(9 445)	-
Total expenses	(3 380)	(50 985)	-
Total comprehensive income for the financial year	56 115	(49 668)	-
Financial commitments	9 450 158	-	-
Financial commitments-collateral to be returned	10 393 278	-	-

Notes to the financial statements

As at 31 December 2025

NOTE 16 – RELATED PARTIES (continued)

As at 31 December 2024 EUR' 000	Société Générale (Parent Company)	SG Luxembourg	Other SG Group entities
Cash and cash equivalents	57 309	0	12
Financial assets at fair value through profit or loss			
- <i>Mandatorily at fair value through profit or loss</i>	49 117 912	-	-
- <i>Trading derivatives</i>	77 950	-	-
Loans and receivables	-	50 026	-
Other assets	292 904	-	-
Total assets	49 546 075	50 026	12
Financial liabilities at amortised cost	262	93 529	
Financial liabilities at fair value through profit or loss			
- <i>- Designated at fair value through profit or loss</i>	140 341	-	312 728
- <i>- Trading derivatives</i>	36 207	-	-
Other liabilities	302 977	3 090	-
Tax liabilities	-	-	-
Total liabilities	479 787	96 619	312 728
Interest income	-	2 018	-
Commission income	42 769	-	-
Total revenues	42 769	2 018	-
Interest expenses	-	(29 041)	-
Personnel expenses	-	(256)	-
Other operating charges	(4 205)	(4 953)	-
Total expenses	(4 205)	(34 250)	-
Total comprehensive income for the financial year	38 564	(32 232)	-
Financial commitments	8 545 530	-	-
Financial commitments-collateral to be returned	7 251 220	-	-

Notes to the financial statements

As at 31 December 2025

NOTE 17 – REMUNERATION, ADVANCES AND LOANS GRANTED TO MEMBERS OF THE ADMINISTRATIVE OR SUPERVISORY BODY

The independent director of the Company earned a remuneration of EUR 28 000 for his services related to the year ended 31 December 2025 (31 December 2024: EUR 28 000).

As at 31 December 2025 and 2024, no other payment, advance or loans were given to members of the administrative or supervisory body.

Note 18 – INFORMATION ON LITIGATIONS

During the financial year ending on 31 December 2020, SG Issuer, as the Issuer of notes linked to the credit risk of a French company (thereafter the “Notes”), and Société Générale, as the Guarantor, were brought before the Courts of Paris (alongside other French financial institutions) by end investors to obtain compensation for the financial loss they suffered on their investment in these securities. The French company was the subject of a “safeguard procedure”, which constitutes a credit event under the terms of the Notes which had a strong impact on the value of the Notes. These investors rely on unfounded allegations according to which SG Issuer and Société Générale were aware of the difficulties of the French company when setting up and marketing these Notes and that in doing so, they failed to meet their regulatory obligations (to act in an honest, fair and professional manner, to provide information on the product risks and to determine the suitability of the Notes for retail investors).

For the financial year ending on 31 December 2025, there has been no adverse changes.

For this litigation, along with any other litigation relating to securities issued by SG Issuer, SG Issuer is entitled to an indemnification by Société Générale in respect of any amount due by SG Issuer regarding potential damages or attorneys' fees.

NOTE 19 – CAPITAL MANAGEMENT

In consideration of the information mentioned in the previous notes, the exposure of the Company to various risks is limited thanks to the mirroring that is in place for the financial instruments: any changes in the fair value or cash flows of the issued financial instruments are economically offset by corresponding changes in the hedging instruments. This mirroring mechanism therefore mitigates capital and risk management requirements.

The Company does not have any loan covenants.

For dividends, please refer to the Note 8.2.2.

Notes to the financial statements

As at 31 December 2025

NOTE 20 – USE OF DERIVATIVES

The Company uses derivatives to mirror the instruments issued. These derivatives are measured at fair value through profit or loss.

The Company does not apply hedge accounting.

For further details on the derivatives, please refer to Notes 4.1 and 15.

NOTE 21 - SIGNIFICANT CHANGES IN THE CURRENT PERIOD

There are no significant events in the current period that may have an impact on the financial statements that would not be included in the preceding notes.

Following the decision of the Extraordinary General Meeting of 26 March 2025, the Company has changed its corporate address to 10, Porte de France, L-4360 Esch-sur-Alzette, Luxembourg.

NOTE 22 – SUBSEQUENT EVENTS

There were no subsequent events which could have a significant impact on the financial information as at 31 December 2025.

APPENDIX III

**REPRODUCTION OF THE PRESS RELEASE DATED 30 APRIL 2026
CONTAINING THE GUARANTOR'S CONSOLIDATED FINANCIAL RESULTS
FOR THE FIRST QUARTER ENDED 31 MARCH 2026**

The information set out below is a reproduction of the press release dated 30 April 2026 containing the Guarantor's consolidated financial results for the first quarter ended 31 March 2026.

RESULTS AT 31 MARCH 2026

Press release

Paris, 30 April 2026 at 6:25 a.m.

ROTE OF 11.7%¹ IN Q1 26, WELL ABOVE THE 2026 TARGET

COST-TO-INCOME RATIO OF 60.9%² IN Q1 26

COSTS DOWN -6.0% VS. Q1 25

COST OF RISK OF 25BPS, AT THE LOW END OF THE 2026 GUIDANCE RANGE

- **Revenues of EUR 7.1 billion in Q1 26, up by +0.3% vs. Q1 25**
- **Strict cost discipline with operating expenses down -6.0% vs. Q1 25**, better than the 2026 annual target of a decrease of ~-3%
- **Cost-to-income ratio of 60.9%² in Q1 26** vs. 65.0% in Q1 25
- **Cost of risk at 25bps in Q1 26**, at the low end of the 2026 guidance range of 25 to 30bps. High S1/S2 buffer of EUR 2.9bn (or ~2.0x 2025 cost of risk)
- **Group net income of EUR 1,696 million in Q1 26**, +5.5% vs. Q1 25
- **Profitability (ROTE) of 11.7%** and 12.7% with IFRIC 21 linearisation and excluding net gains on other assets, above the 2026 annual target of >10%
- **Completion on 18 March 2026 of the 2025 ordinary share buy-back programme** of EUR 1,462 million, launched on 9 February 2026
- **CETI ratio of 13.5% at end of Q1 26**, around 325bps above the regulatory requirement, including -6bps related to the consolidation of Bernstein US activities
- **Liquidity Coverage Ratio of 149% at end of Q1 26**

Slawomir Krupa, the Group's Chief Executive Officer, commented:

"This quarter, we continued delivering a strong financial performance. Solid revenue momentum, structural reduction in costs, and ongoing improvement in our cost-to-income ratio led to a 2026 first quarter profitability level well above our full-year target.

In a particularly uncertain geopolitical and economic environment, our diversified model, prudent risk management, and strong capital position are key strengths supporting a resilient business that serves the needs of our clients. I would like to warmly thank all our teams for their performance and commitment.

Through the disciplined and rigorous execution of our strategic plan, we are moving forward with confidence towards achieving our 2026 financial targets and further strengthening Societe Generale's position among leading European banks."

¹ ROTE of 12.7% with IFRIC 21 linearisation and excluding net gains on other assets

² C/I ratio of 57.6% with IFRIC 21 linearisation

1. GROUP CONSOLIDATED RESULTS

In EURm	Q1 26	Q1 25	Change	
Net banking income	7,106	7,083	+0.3%	+4.4%*
Operating expenses	(4,330)	(4,604)	-6.0%	-2.6%*
Gross operating income	2,776	2,479	+12.0%	+17.7%*
Net cost of risk	(355)	(344)	+3.2%	+2.6%*
Operating income	2,421	2,135	+13.4%	+20.3%*
Net profits or losses from other assets	64	202	-68.3%	-68.3%*
Net income from companies accounted for by the equity method	7	8	-15.2%	-14.0%*
Income tax	(542)	(490)	+10.6%	+18.4%*
Net income	1,949	1,855	+5.1%	+10.4%*
o.w. non-controlling interests	253	247	+2.4%	+4.9%*
Group net income	1,696	1,608	+5.5%	+11.3%*
ROE	10.4%	9.7%		
ROTE	11.7%	11.0%		
Cost to income	60.9%	65.0%		

Asterisks* in the document refer to data at constant scope and exchange rates

Societe Generale's Board of Directors, which met on 29 April 2026 under the chairmanship of Lorenzo Bini Smaghi, examined the Societe Generale Group's results for the first quarter of 2026.

Net banking income

Net banking income for the quarter stood at EUR 7,106 million, up +0.3% vs. Q1 25. It rose by **+4.4% at constant perimeter and exchange rates**, including an impact from asset disposals of EUR -154 million.

French Retail, Private Banking and Insurance revenues were up +8.9% vs. Q1 25 (+10.7% vs. Q1 25 at constant perimeter and exchange rates). They stood at EUR 2,504 million in Q1 26. Net interest income increased sharply by +12.0% vs. Q1 25 and by +13.8% at constant perimeter and exchange rates. **Private Banking** assets under management and life insurance outstandings, which grew strongly again this quarter, were up +6% and +8% respectively in Q1 26 vs. Q1 25. Lastly, **Boursobank**, with a solid base of 8.9 million clients at end-March 2026, posted a profitable growth with a contribution to Group net income of EUR 92 million in Q1 26, in line with the 2026 annual target of more than EUR 300 million.

Global Banking and Investor Solutions reported revenues of EUR 2,755 million in Q1 26, down -4.9% from the very high level in Q1 25, and down -0.5% at constant perimeter and exchange rates, significantly impacted by a negative US dollar currency effect. **Global Markets** posted a decrease in revenue of -3.9% in Q1 26 vs. Q1 25. **Equity** revenues were up +5.5% in Q1 26 from a high level in Q1 25 to reach a record high. Activity was especially robust in flow products and financing activities, with an increase in volumes in the Prime Brokerage business. **Fixed Income and Currencies** recorded a fall in revenues of -18.2% from Q1 25, due to less favourable commercial momentum and conditions in rates, particularly in Europe. **Securities Services'** revenues were up +7.7% in Q1 26 vs. Q1 25, benefiting from sustained commercial momentum in all key markets. **Global Banking & Advisory** reported a decline in performance due to a negative currency effect, mainly from the US dollar, an unfavourable base effect due to a strong quarter in Q1 25, and weaker commercial activity in investment banking. Overall, origination was strong in the infrastructure, telecoms & media sectors. Lastly, although commercial activity with corporate clients remained buoyant, **Global Transaction & Payment Services** posted a -2.4% fall in revenues compared with Q1 25, mainly due to currency movements. At constant exchange rates, revenues were slightly down -0.4% compared with Q1 25. Commercial activity remained strong, driven by solid deposit collection from the corporate client segment.

Revenues from **Mobility, International Retail Banking and Financial Services** totalled EUR 1,943 million in Q1 26, up +2.9% vs. Q1 25 at constant perimeter and exchange rates. **International Retail Banking** reported revenues up +2.0% vs. Q1 25 at constant perimeter and exchange rates. Revenues from **Mobility and Financial Services** were up +3.7% vs. Q1 25 at constant perimeter and exchange rates. Ayvens' revenues grew by +1.7% vs. Q1 25, mainly driven by higher margins. **Consumer Finance** revenues were up +13.9% vs. Q1 25, boosted by the steady improvement in margins.

Corporate Centre revenues amounted to EUR -96 million in Q1 26.

Operating expenses

Operating expenses came to EUR 4,330 million in Q1 26, down -6.0% vs. Q1 25 and -2.6% at constant perimeter and exchange rates. The fall in operating expenses is notably due to completed disposals as part of the Group's transformation plan, which accounted for EUR 100 million, a currency effect of EUR 57 million, and a reduction in transformation costs of EUR 62 million. Excluding these items, operating expenses fell by EUR 55 million, confirming a strong cost discipline.

Operating expenses include approximately **EUR 318 million** in taxes fully recognised in Q1 26 under IFRIC 21. There was a significant improvement in operating leverage with a **cost-to-income ratio of 60.9% for the quarter**, down sharply compared with Q1 25 (65.0%). It was **57.6% in Q1 26 with IFRIC 21 linearisation, below the annual target of <60%**.

Cost of risk

The cost of risk for the quarter was 25 basis points, or EUR 355 million, below the guidance of between 25 and 30 basis points for 2026. This comprises a EUR 348 million provision for doubtful loans (around 25 basis points) and an increase in provisions for performing loans of EUR 7 million.

The Group had a stock of provisions¹ for performing loans of EUR 2,946 million at the end of March 2026, stable compared with 31 December 2025. The stock of stage 2 provisions rose by +0.8% vs. the end of December 2025, accounting for 3.5%² of the amount of stage 2 loans outstanding.

The gross non-performing loan ratio stood at 2.75%³ at 31 March 2026, slightly down from its level at the end of December 2025 (2.81%). The net coverage ratio on the Group's non-performing loans stood at 82%⁴ at 31 March 2026 (after netting of guarantees and collateral).

Net profits from other assets

The Group recognised a net profit from other assets of EUR 64 million in Q1 26, mainly related to the accounting impact of the disposal of a real estate asset in France.

Group net income

Group net income stood at EUR 1,696 million for the quarter, corresponding to a Return on Tangible Equity (ROTE) of 11.7%, well above the guidance set for 2026 of >10%. ROTe was 12.7% with IFRIC 21 linearisation and excluding net gains on other assets.

¹ On and off-balance sheet provision outstandings

² Ratio calculated only on on-balance sheet outstanding

³ Ratio calculated according to EBA methodology published on 16 July 2019 and excluding loans outstanding of companies currently being disposed of in compliance with IFRS 5

⁴ Ratio of S3 provisions, guarantees and collaterals over gross outstanding non-performing loans

2. SUSTAINABLE DEVELOPMENT

The Group continues to make an active contribution to the environmental transition, progressing with the decarbonisation of its credit portfolios and supporting clients with innovative solutions.

In the current context, the need to adapt to the effects of climate change creates new business opportunities.

Water is a key focus in which the Group is positioning, with the launch of various initiatives and participation in the financing of several landmark transactions, especially in major desalination and water treatment projects.

The Group also supports the acceleration of the afforestation process, as demonstrated by its participation in the innovative financing of Chestnut Carbon's sustainable restoration project in the United States.

In addition, Societe Generale Assurances, in collaboration with other insurance players, has launched an innovative market solution, Geoya, designed to help retail clients reduce the climate risk vulnerability of their homes.

Societe Generale's sustainable development actions are recognised, as evidenced by high scores from extra-financial rating agencies and top-tier awards.

3. THE GROUP'S FINANCIAL STRUCTURE

At 31 March 2026, the Group's **Common Equity Tier 1** ratio stood at 13.5%, or around 325 basis points above the regulatory requirement, including -6 basis points related to the consolidation of Bernstein US activities.

Following the ECB's publication of our systemic bank score, the capital requirement of the Group in respect of the combined buffer requirement will increase by 25 basis points, with 12.5 basis points effective as of 1 January 2027 and a further 12.5 basis points as of 1 January 2028. This increase had already been anticipated in our capital trajectory, which still targets a CET1 ratio above 13%, comfortably above the regulatory requirement.

In terms of liquidity, the Liquidity Coverage Ratio (LCR) was well ahead of regulatory requirements at 149% at end-March 2026 (145% on average for the quarter), while the Net Stable Funding Ratio (NSFR) stood at 117% at end-March 2026.

All liquidity and solvency ratios are well above the regulatory requirements.

	31/03/2026	31/12/2025	Requirements
CET1 ⁽¹⁾	13.5%	13.5%	10.26%
Tier 1 ratio ⁽¹⁾	16.3%	16.0%	12.18%
Total Capital ⁽¹⁾	18.8%	18.5%	14.74%
Leverage ratio ⁽¹⁾	4.4%	4.5%	3.60%
TLAC (% RWA) ⁽¹⁾	29.7%	29.7%	22.38%
TLAC (% leverage) ⁽¹⁾	8.0%	8.3%	6.75%
MREL (% RWA) ⁽¹⁾	32.4%	32.5%	27.49%
MREL (% leverage) ⁽¹⁾	8.7%	9.1%	6.13%
End of period LCR	149%	144%	100%
Period average LCR	145%	143%	100%
NSFR	117%	116%	100%

In EURbn	31/03/2026	31/12/2025
Total consolidated balance sheet	1,627	1,547
Shareholders' equity, Group share	71	70
Risk-weighted assets	397	393
O.w. credit risk	324	319
Total funded balance sheet	957	934
Customer loans	475	466
Customer deposits	626	605

As of 31 March 2026, the parent company had issued EUR 7.4 billion of medium- and long-term debt under its 2026 vanilla funding programme, of which EUR 3.1 billion issued at end of 2025. The subsidiaries had issued EUR 0.8 billion of vanilla debt. In all, the Group has issued a total of EUR 8.2 billion in medium and long-term debt.

As of 16 April 2026, the parent company's 2026 funding programme was executed at 55% for vanilla issuances.

The Group is rated by four rating agencies: (i) FitchRatings - long-term rating "A-", stable outlook, senior preferred debt rating "A", short-term rating "F1"; (ii) Moody's - long-term rating (senior preferred debt) "A1", negative outlook, short-term rating "P-1"; (iii) R&I - long-term rating (senior preferred debt) "A", stable outlook; and (iv) S&P Global Ratings - long-term rating (senior preferred debt) "A", stable outlook, short-term rating "A-1".

¹ Including Basel IV phasing

4. FRENCH RETAIL, PRIVATE BANKING AND INSURANCE

In EURm	Q1 26	Q1 25	Change	
Net banking income	2,504	2,299	+8.9%	+10.7%*
<i>Of which net interest income</i>	1,189	1,061	+12.0%	+13.8%*
<i>Of which net fee income</i>	1,114	1,056	+5.5%	+7.5%*
Operating expenses	(1,494)	(1,566)	-4.6%	-2.4%*
Gross operating income	1,010	734	+37.6%	+38.1%*
Net cost of risk	(164)	(171)	-3.8%	-3.8%*
Operating income	846	563	+50.2%	+50.8%*
Net profits or losses from other assets	1	7	-83.0%	-83.0%*
Group net income	625	421	+48.4%	+49.0%*
RONE	13.7%	9.5%		
Cost to income	59.7%	68.1%		

Commercial activity

The SG Network, Private Banking and Insurance

The SG Network's deposit outstandings totalled EUR 221 billion in Q1 26, down -2% compared with Q1 25. Retail savings and investment products continue to grow.

The SG Network's loans outstanding totalled EUR 190 billion in Q1 26, decreasing by -1% vs. Q1 25. Excluding PGE (state-guaranteed loans), loans were stable vs. Q1 25.

The loan to deposit ratio stood at 86% in Q1 26.

Private Banking saw net inflows of EUR 2.8 billion in Q1 26, with annualised inflows in Q1 26 representing 8% of assets under management. Assets under management grew by +6% vs. Q1 25 to a record level of EUR 138 billion in Q1 26. Net banking income amounted to EUR 336 million for the quarter, up +3.9% at constant perimeter and exchange rates.

Insurance, which covers activities in and outside France, once again posted a very strong commercial performance. Life insurance net savings inflows amounted to a record level of EUR 2.6 billion in Q1 26. Life insurance outstandings increased by +8% vs. Q1 25 to reach a record level of EUR 159 billion in Q1 26. The share of unit-linked products remained solid at 41%.

BoursoBank

Assets under administration, including deposits and financial savings, reached EUR 80 billion in Q1 26, up +15% vs. Q1 25. They represent around EUR 9,000 per client. Deposit balances rose sharply by +12% vs. Q1 25 to stand at EUR 48 billion in Q1 26. Life insurance outstandings increased by +14% vs. Q1 25 to reach EUR 15 billion. Brokerage showed a record number of market orders of 4 million, up +30% vs. Q1 25.

Outstanding loans totalled EUR 17.6 billion in Q1 26, increasing by +8% compared with Q1 25.

BoursoBank had close to 8.9 million clients in Q1 26. BoursoBank has once again confirmed its leading position in France in terms of client satisfaction with the highest NPS (Net Promoter Score) in the French banking sector¹. BoursoBank was also ranked as the best Bank in customer relationship in France².

¹ Bain & Company, April 2026

² « Podium de la relation Client », BearingPoint and Kantar, March 2026

BoursoBank's Group net income stands at EUR 92 million in Q1 26, in line with the 2026 annual target of more than EUR 300 million. RONE stands at 65.9% in Q1 26.

Net banking income

Over the quarter, revenues amounted to EUR 2,504 million (including PEL/CEL provision), up +8.9% compared with Q1 25 and +10.7% at constant perimeter and exchange rates. Net interest income grew by +12.0% vs. Q1 25 and fee income was up +5.5% relative to Q1 25.

Operating expenses

Over the quarter, operating expenses came to EUR 1,494 million, down -4.6% vs. Q1 25 and -2.4% at constant perimeter and exchange rates. The cost-to-income ratio stood at 59.7% in Q1 26, a sharp improvement of 8.4 percentage points vs. Q1 25.

Cost of risk

Over the quarter, the cost of risk was EUR 164 million, or 28 basis points vs. 34 basis points in Q4 25.

Group net income

Over the quarter, Group net income totalled EUR 625 million. RONE stood at 13.7% in Q1 26 vs. 9.5% in Q1 25.

5. GLOBAL BANKING AND INVESTOR SOLUTIONS

In EURm	Q1 26	Q1 25	Change	
Net banking income	2,755	2,896	-4.9%	-0.5%*
Operating expenses	(1,723)	(1,755)	-1.9%	+1.4%*
Gross operating income	1,032	1,140	-9.5%	-3.6%*
Net cost of risk	(47)	(55)	-15.9%	-15.9%*
Operating income	986	1,085	-9.1%	-3.0%*
Group net income	773	856	-9.7%	-3.8%*
RONE	18.3%	18.7%		
Cost to income	62.5%	60.6%		

Net banking income

Global Banking and Investor Solutions reported revenues of EUR 2,755 million, down -4.9% from a high level in Q1 25, and slightly down by -0.5% at constant exchange rates.

Global Markets and Investor Services reported revenues of EUR 1,866 million in Q1 26, down -2.9% vs. Q1 25, and up +1.1% at constant exchange rates.

Global Markets revenues fell -3.9% to EUR 1,690 million over the quarter compared with a strong Q1 25. They are up +0.5% at constant exchange rates.

Equities recorded an increase of +5.5% in revenues, a record quarter. This was supported by strong flow activity. Financing activities also grew with increased prime brokerage volumes. Revenues amounted to EUR 1,119 million for the quarter. At constant exchange rates revenues increased by +10.9% vs. Q1 25.

Fixed Income and Currencies fell -18.2% vs. Q1 25 with revenues of EUR 571 million. Performance was impacted by lower revenues in Rates Europe due to challenging commercial and market conditions. At constant exchange rates revenues declined by -15.1% vs. Q1 25.

Securities Services revenues were up +7.7% vs. Q1 25 to EUR 176 million, driven by strong commercial activity across key markets.

Financing and Advisory revenues totalled EUR 889 million in Q1 26, which represent -8.6% decline when compared with Q1 25, and -3.8% at constant exchange rates.

Global Banking & Advisory posted -10.7% decline in revenues vs. a record first quarter last year. The solid commercial momentum was offset by softer Investment Banking revenues. Origination revenues increased across key sectors including Infrastructure and Telecom & Media. At constant exchange rates revenues declined by -5.0% vs. Q1 25.

Global Transaction & Payment Services posted a -2.4% decrease in revenues vs. Q1 25. At constant exchange rates revenues were flat (-0.4%) vs. Q1 25 despite negative interest rates impact. Commercial activity remained strong with sustained growth in corporate deposits.

Operating expenses

Over the quarter, operating expenses decreased by -1.9% vs. Q1 25 to EUR 1,723 million. The cost-to-income ratio was 62.5% in Q1 26.

Cost of risk

This quarter, the cost of risk was EUR 47 million, or 12 basis points compared to 28 basis points in Q4 25.

Group net income

Over the quarter, Group net income fell -9.7% vs. Q1 25 to EUR 773 million. Global Banking and Investor Solutions reported a high RONE of 18.3% in Q1 26.

6. MOBILITY, INTERNATIONAL RETAIL BANKING AND FINANCIAL SERVICES

In EURm	Q1 26	Q1 25	Change	
Net banking income	1,943	2,000	-2.9%	+2.9%*
Operating expenses	(1,043)	(1,180)	-11.6%	-5.3%*
Gross operating income	900	820	+9.8%	+14.5%*
Net cost of risk	(146)	(124)	+17.5%	+15.7%*
Operating income	754	696	+8.4%	+14.2%*
Net profits or losses from other assets	2	0	x 28.5	x 28.5*
Non-controlling interests	220	212	+3.8%	+6.8%*
Group net income	365	318	+14.5%	+21.6%*
RONE	13.7%	11.2%		
Cost to income	53.7%	59.0%		

Commercial activity

International Retail Banking

The solid commercial momentum in **International Retail Banking** continued during the quarter. Loans outstanding increased by +4.7%* vs. Q1 25 to EUR 62 billion, and deposits outstanding by +7.3%* vs. Q1 25 to EUR 79 billion.

In **Europe**, loans outstanding continued to grow strongly vs. Q1 25 both for retail and corporate clients. Loans increased by +6.1%* vs. Q1 25 to EUR 47 billion, of which +5.2%* in the Czech Republic and +9.3%* in Romania. Deposits grew by +9.6%* vs. Q1 25 to EUR 61 billion in Q1 26, of which +8.1%* in the Czech Republic and +14.2%* in Romania.

In **Africa, the Mediterranean Basin and French Overseas Territories** region, outstandings were broadly stable* vs. Q1 25. Loans increased slightly by +0.6%* to EUR 15 billion in Q1 26. Deposits remained at EUR 18 billion in Q1 26, stable* vs. Q1 25.

Mobility and Financial Services

Ayvens' earning assets totalled EUR 52.5 billion in Q1 26, down slightly by -1.8% vs. Q1 25. This reflects the strategic initiatives aimed at improving profitability and prudent management of residual values.

Consumer Finance posted loans outstanding of EUR 23 billion in Q1 26.

Net banking income

Over the quarter, **Mobility, Retail Banking and International Financial Services** posted revenues at EUR 1,943 million in Q1 26, up +2.9%* vs. Q1 25.

International Retail Banking reported revenues of EUR 880 million in Q1 26, up +2.0%* vs. Q1 25.

In **Europe**, revenues remained at EUR 520 million in Q1 26, stable* vs. Q1 25. The increase in net interest income was offset by lower fee income during the quarter.

In **Africa, the Mediterranean Basin and French Overseas Territories**, revenues totalled EUR 360 million in Q1 26, up +5.1%* vs. Q1 25, both for net interest income and fee income.

Mobility and Financial Services reported solid revenues of EUR 1,063 million in Q1 26, up +3.7%* vs. Q1 25.

Ayvens' revenues rose slightly by +1.7%¹ vs. Q1 25, to EUR 809 million in Q1 26. The strategic refocus on profitability is paying off, with high margins this quarter (587² bps, +25 bps vs. Q1 25). The decrease in result from used car sales (EUR 470³ per unit in Q1 26 within the 2026 annual guidance of EUR 200-600³) was partially offset by the lower impact of depreciation adjustments in Q1 26. Adjusted for non-recurring items², Ayvens' revenues were down -1.6%¹ vs. Q1 25. At a company level, Ayvens has a ROTC of 13.9%⁴, on track to reach its 2026 target.

Consumer Finance delivered strong revenue growth of +13.9% vs. Q1 25 (EUR 254 million in Q1 26), partly due to margins, which continued to improve during the quarter.

Operating expenses

Over the quarter, operating expenses amounted to EUR 1,043 million in Q1 26, down -5.3%* vs. Q1 25. The cost-to-income ratio improved in Q1 26 to 53.7% vs. 59.0% in Q1 25.

International Retail Banking reported a fall in costs of -4.2%* vs. Q1 25 in both regions, to EUR 493 million in Q1 26.

The **Mobility and Financial Services** division reported a fall of -6.3%* vs. Q1 25, to EUR 550 million in Q1 26, mainly due to lower costs at Ayvens.

Cost of risk

Over the quarter, the cost of risk amounted to EUR 146 million, or 40 basis points, higher than in Q4 25 (30 basis points).

Group net income

Over the quarter, Group net income came to EUR 365 million, up +21.6%* vs. Q1 25. RONE improved to 13.7% in Q1 26 vs. 11.2% in Q1 25. RONE was 14.3% in International Retail Banking and 13.2% in Mobility and Financial Services in Q1 26.

¹ Ayvens' revenues at SG level

² Excluding non-recurring items, mainly from treasury activities and hyperinflation in Turkey

³ Gross UCS result, excluding the impact of depreciation adjustments

⁴ As communicated in Ayvens Q1 26 results

7. CORPORATE CENTRE

In EURm	Q1 26	Q1 25
Net banking income	(96)	(112)
Operating expenses	(71)	(103)
Gross operating income	(167)	(215)
Net cost of risk	1	6
Net profits or losses from other assets	61	192
Income tax	63	60
Group net income	(67)	12

The Corporate Centre includes:

- the property management of the Group's head office,
- the Group's equity portfolio,
- the Treasury function for the Group,
- certain costs related to cross-functional projects, as well as various costs incurred by the Group that are not re-invoiced to the businesses.

Net banking income

The **Corporate Centre's net banking income totalled EUR -96 million** for the quarter, vs. EUR -112 million in Q1 25.

Operating expenses

Operating expenses totalled EUR -71 million for the quarter, vs. EUR -103 million in Q1 25.

Net profits from other assets

The **Corporate Centre recognised EUR 61 million in net profits from other assets** during the quarter, mainly following the disposal of a real estate property in France.

Group net income

The **Corporate Centre's net income totalled EUR -67 million** for the quarter, vs. EUR +12 million in Q1 25.

8. 2026 FINANCIAL CALENDAR

2026 Financial communication calendar

27 May 2026	Combined General Meeting of Shareholders
1 June 2026	Ex-dividend date of the final dividend
3 June 2026	Payment of the final dividend
30 July 2026	Second quarter and half-year 2026 results
21 September 2026	Capital Markets Day
5 October 2026	Ex-dividend date for the interim dividend
7 October 2026	Payment of the interim dividend
29 October 2026	Third quarter and nine-month 2026 results
4 February 2027	Fourth quarter and full-year 2026 results

9. APPENDIX 1: FINANCIAL DATA

GROUP NET INCOME BY CORE BUSINESS

In EURm	Q1 26	Q1 25	Variation
French Retail, Private Banking and Insurance	625	421	+48.4%
Global Banking and Investor Solutions	773	856	-9.7%
Mobility, International Retail Banking & Financial Services	365	318	+14.5%
Core Businesses	1,763	1,596	+10.5%
Corporate Centre	(67)	12	n/s
Group	1,696	1,608	+5.5%

MAIN EXCEPTIONAL ITEMS

In EURm	Q1 26	Q1 25
Operating expenses - Total one-off items and transformation charges	(12)	(74)
Transformation charges	(12)	(74)
<i>Of which French Retail, Private Banking and Insurance</i>	(4)	(23)
<i>Of which Global Banking & Investor Solutions</i>	(4)	(12)
<i>Of which Mobility, International Retail Banking & Financial Services</i>	(4)	(39)
<i>Of which Corporate Centre</i>	(0)	-
Other one-off items - Total	64	202
Net profits or losses from other assets	64	202

CONSOLIDATED BALANCE SHEET

In EUR m	31/03/2026	31/12/2025
Cash, due from central banks	154,586	133,322
Financial assets at fair value through profit or loss	599,169	576,057
Hedging derivatives	8,385	8,007
Financial assets at fair value through other comprehensive income	100,961	101,088
Securities at amortised cost	58,245	50,963
Due from banks at amortised cost	86,080	76,287
Customer loans at amortised cost	463,287	454,504
Revaluation differences on portfolios hedged against interest rate risk	(1,197)	(768)
Insurance and reinsurance contracts assets	501	649
Tax assets	4,313	4,709
Other assets	84,410	73,313
Non-current assets held for sale	2,706	2,496
Investments accounted for using the equity method	273	433
Tangible and intangible fixed assets	60,004	60,498
Goodwill	5,235	5,083
Total	1,626,957	1,546,641

In EUR m	31/03/2026	31/12/2025
Due to central banks	12,618	9,737
Financial liabilities at fair value through profit or loss	425,695	398,054
Hedging derivatives	15,336	13,919
Debt securities issued	150,350	151,389
Due to banks	115,708	103,786
Customer deposits	538,800	525,810
Revaluation differences on portfolios hedged against interest rate risk	(8,329)	(7,436)
Tax liabilities	2,542	2,603
Other liabilities	111,464	87,188
Non-current liabilities held for sale	3,243	3,033
Insurance and reinsurance contracts liabilities	162,519	162,463
Provisions	3,812	3,952
Subordinated debts	12,836	12,616
Total liabilities	1,546,592	1,467,114
Shareholder's equity		
Shareholders' equity, Group share		
Issued common stocks and capital reserves	17,473	19,237
Other equity instruments	10,622	9,762
Retained earnings	41,525	35,862
Net income	1,696	6,002
Sub-total	71,316	70,863
Unrealised or deferred capital gains and losses	(319)	(719)
Sub-total equity, Group share	70,997	70,144
Non-controlling interests	9,368	9,383
Total equity	80,365	79,527
Total	1,626,957	1,546,641

10. APPENDIX 2: METHODOLOGY

1 - Net banking income

The pillars' net banking income is defined on page 42 of Societe Generale's 2026 Universal Registration Document. The terms "Revenues" or "Net Banking Income" are used interchangeably. They provide a normalised measure of each pillar's net banking income taking into account the normative capital mobilised for its activity.

2 - Operating expenses

Operating expenses are defined on page 42 of Societe Generale's 2026 Universal Registration Document. The term "costs" is also used to refer to Operating Expenses.

The Cost/Income Ratio is defined on page 42 of Societe Generale's 2026 Universal Registration Document.

3 - Constant perimeter and exchange rates

In this press release, figures have been restated of closed disposals and exchanges rates. Bernstein US activities consolidation is not part of this restatement.

4 - Cost of risk in basis points, coverage ratio for doubtful outstandings

The cost of risk is defined on pages 43 and 709 of Societe Generale's 2026 Universal Registration Document. The term "net cost of risk" is also used to refer to cost of risk. This indicator makes it possible to assess the level of risk of each of the pillars as a percentage of balance sheet loan commitments, including operating leases.

In EURm		Q1 26	Q1 25
French Retail, Private Banking and Insurance	Net Cost Of Risk	164	171
	Gross loan Outstandings	233,691	233,536
	Cost of Risk in bp	28	29
Global Banking and Investor Solutions	Net Cost Of Risk	47	55
	Gross loan Outstandings	162,414	172,782
	Cost of Risk in bp	12	13
Mobility, International Retail Banking & Financial Services	Net Cost Of Risk	146	124
	Gross loan Outstandings	146,114	159,126
	Cost of Risk in bp	40	31
Corporate Centre	Net Cost Of Risk	(1)	(6)
	Gross loan Outstandings	26,291	25,592
	Cost of Risk in bp	(2)	(9)
Societe Generale Group	Net Cost Of Risk	355	344
	Gross loan Outstandings	568,510	591,036
	Cost of Risk in bp	25	23

The **gross coverage ratio for doubtful outstandings** is calculated as the ratio of provisions recognised in respect of the credit risk to gross outstandings identified as in default within the meaning of the regulations, without taking account of any guarantees provided. This coverage ratio measures the maximum residual risk associated with outstandings in default ("doubtful").

5 - ROE, ROTE, RONE

The notions of ROE (Return on Equity) and ROTE (Return on Tangible Equity), as well as their calculation methodology, are specified on pages 43 and 44 of Societe Generale's 2026 Universal Registration Document. This measure makes it possible to assess Societe Generale's return on equity and return on tangible equity.

RONE (Return on Normative Equity) determines the return on average normative equity allocated to the Group's businesses, according to the principles presented on page 44 of Societe Generale's 2026 Universal Registration Document. Starting from Q1 25 results, with restated historical data, normative return to businesses is based on a 13% capital allocation. The Q1 25 allocated capital includes the regulatory impacts related to Basel IV, applicable since 1 January 2025.

Details of the corrections made to the accounting equity in order to calculate ROE and ROTE for the period are given in the table below:

ROTE calculation: calculation methodology

End of period (in EURm)	Q1 26	Q1 25
Shareholders' equity Group share	70,997	70,556
Deeply subordinated and undated subordinated notes	(10,397)	(10,153)
Distribution provision ⁽¹⁾ , distribution N-1 to be paid and interest payable to holders of deeply & undated subordinated notes ⁽²⁾	(1,656)	(1,894)
OCI excluding conversion reserves	316	582
ROE equity end-of-period	59,259	59,091
Average ROE equity	58,806	58,906
Average Goodwill ⁽³⁾	(4,241)	(4,191)
Average Intangible Assets	(2,620)	(2,835)
Average ROTE equity	51,945	51,881
Group net Income	1,696	1,608
Interest paid and payable to holders of deeply subordinated notes and undated subordinated notes, issue premium amortisation	(173)	(188)
Adjusted ROE Group net Income	1,523	1,420
Cancellation of goodwill impairment	-	-
Adjusted ROTE Group net Income	1,523	1,420
ROE	10.4%	9.7%
ROTE	11.7%	11.0%

RONE calculation: Average capital allocated to Core Businesses (in EURm)

In EURm	Q1 26	Q1 25	Change
French Retail , Private Banking and Insurance	18,283	17,687	+3.4%
Global Banking and Investor Solutions	16,881	18,324	-7.9%
Mobility, International Retail Banking & Financial Services	10,662	11,376	-6.3%
Core Businesses	45,826	47,386	-3.3%
Corporate Center	13,027	11,520	+13.1%
Group	58,853	58,906	-0.1%

¹ The distribution provision is calculated based on an ordinary distribution payout ratio of 50% of the Group net income, restated from non-cash items and after deduction of deeply subordinated notes and on undated subordinated notes

² Interest net of tax. Minor methodology adjustment starting from Q1 26. Historical data have not been restated

³ Excluding goodwill arising from non-controlling interests

6 - Net assets and tangible net assets

Net assets and tangible net assets are defined in the methodology page 45 of Societe Generale's 2026 Universal Registration Document. The items used to calculate them are presented below:

End of period (in EURm)	Q1 26	2025	2024
Shareholders' equity Group share	70,997	70,144	70,256
Deeply subordinated and undated subordinated notes	(10,397)	(9,366)	(10,526)
Interest of deeply & undated subordinated notes, issue premium amortisation ⁽¹⁾	(165)	14	(25)
Book value of own shares in trading portfolio	(15)	(22)	8
Net Asset Value	60,420	60,770	59,713
Goodwill ⁽²⁾	(4,257)	(4,225)	(4,207)
Intangible Assets	(2,615)	(2,625)	(2,871)
Net Tangible Asset Value	53,548	53,919	52,635
Number of shares used to calculate NAPS ⁽³⁾	730,035	754,887	796,498
Net Asset Value per Share	82.8	80.5	75.0
Net Tangible Asset Value per Share	73.3	71.4	66.1

7 - Calculation of Earnings Per Share (EPS)

The EPS published by Societe Generale is calculated according to the rules defined by the IAS 33 standard (see page 44 of Societe Generale's 2026 Universal Registration Document). The corrections made to Group net income in order to calculate EPS correspond to the restatements carried out for the calculation of ROE and ROTE.

The calculation of Earnings Per Share is described in the following table:

Average number of shares (thousands)	Q1 26	2025	2024
Existing shares	759,309	790,605	801,915
Deductions			
Shares allocated to cover stock option plans and free shares awarded to staff	2,244	2,328	4,402
Other own shares and treasury shares	14,604	12,021	2,344
Number of shares used to calculate EPS⁽⁴⁾	742,461	776,255	795,169
Group net Income (in EURm)	1,696	6,002	4,200
Interest on deeply subordinated notes and undated subordinated notes (in EURm)	(173)	(720)	(720)
Adjusted Group net income (in EURm)	1,523	5,282	3,481
EPS (in EUR)	2.05	6.80	4.38

8 - Solvency and leverage ratios

Shareholder's equity, risk-weighted assets and leverage exposure are calculated in accordance with applicable CRR3/CRD6 rules, transposing the final Basel III text, also called Basel IV, including the procedures provided by the regulation for the calculation of phased-in and fully loaded ratios. The solvency ratios and leverage ratio are presented on a pro-forma basis for the current year's accrued results, net of dividends, unless otherwise stated.

¹ Interest net of tax. Minor methodology adjustment starting from Q1 26. Historical data have not been restated

² Excluding goodwill arising from non-controlling interests

³ The number of shares considered is the number of ordinary shares outstanding as at end of period, excluding treasury shares and buybacks, but including the trading shares held by the Group (expressed in thousands of shares)

⁴ The number of shares considered is the average number of ordinary shares outstanding during the period, excluding treasury shares and buy-backs, but including the trading shares held by the Group (expressed in thousands of shares)

9 - Funded balance sheet, loan to deposit ratio

The funded balance sheet is based on the Group financial statements. It is obtained in two steps:

- A first step aiming at reclassifying the items of the financial statements into aggregates allowing for a more economic reading of the balance sheet. Main reclassifications:
 - Insurance: grouping of the accounting items related to insurance within a single aggregate in both assets and liabilities.
 - Customer loans: include outstanding loans with customers (net of provisions and write-downs, including net lease financing outstanding and transactions at fair value through profit and loss); excludes financial assets reclassified under loans and receivables in accordance with the conditions stipulated by IFRS 9 (these positions have been reclassified in their original lines).
 - Wholesale funding: includes interbank liabilities and debt securities issued. Financing transactions have been allocated to medium/long-term resources and short-term resources based on the maturity of outstanding, more or less than one year.
 - Reclassification under customer deposits of the share of issues placed by French Retail Banking networks (recorded in medium/long-term financing), and certain transactions carried out with counterparties equivalent to customer deposits (previously included in short term financing).
 - Deduction from customer deposits and reintegration into short-term financing of certain transactions equivalent to market resources.
- A second step aiming at excluding the contribution of insurance subsidiaries, and netting derivatives, repurchase agreements, securities borrowing/lending, accruals and “due to central banks”.

The Group **loan/deposit ratio** is determined as the division of the customer loans by customer deposits as presented in the funded balance sheet.

NB (1) The sum of values contained in the tables and analyses may differ slightly from the total reported due to rounding rules.

(2) All the information on the results for the period (notably: press release, downloadable data, presentation slides and supplement) is available on Societe Generale’s website www.societegenerale.com in the “Investor” section.

Disclaimer

The financial information on Societe Generale for its first quarter 2026 financial results comprises a presentation and this dedicated press release which are available on the website (<https://investors.societegenerale.com/en>).

The financial information presented for the quarter ending 31 March 2026 has been prepared in accordance with IFRS (International Financial Reporting Standards) as adopted in the European Union (the "IFRS") and applicable at this date. It was approved by the Board of Directors on 29 April 2026. This information has not been audited.

This press release contains forward-looking information and statements that reflect assessments and projections relating to Societe Generale's business activities, objectives and strategy (the "Information"). This Information is based on assumptions, in particular regulatory ones, both general and specific, including the application of accounting principles and methods compliant with IFRS as well as the application of prudential regulations in force to date. This Information reflects various assumptions involving significant elements of subjective judgment and analysis, which may prove to be incorrect and are derived from scenarios based on a number of economic assumptions within a given competitive, regulatory and geopolitical context. Societe Generale may not be able to:

- anticipate all risks, uncertainties, contingencies or other factors that may affect its business and to assess their potential consequences;
- accurately assess the extent to which the occurrence of a risk or a combination of risks could result in outcomes that differ materially from those projected in this presse release.

Therefore, although Societe Generale believes that these statements are based on reasonable assumptions, this Information is subject to numerous risks, uncertainties and contingencies, including matters of which Societe Generale or its management are not yet aware or currently deem immaterial, and there is no guarantee that the anticipated events will occur or that the objectives set out will actually be achieved.

Important factors that could cause a material difference between actual results and the results anticipated in the Information include, among others, overall trends in general economic activity and in Societe Generale's markets in particular, regulatory, prudential and geopolitical changes, and the success of Societe Generale's business, strategic, operating and financial initiatives.

More detailed information on the potential risk factors that could affect Societe Generale's financial results can be found in the section "Risk Factors" in our Universal Registration Document filed with the French Autorité des Marchés Financiers (which is available on <https://investors.societegenerale.com/en>).

It is therefore recommended to take into account factors of uncertainty and risk likely to impact the operations of Societe Generale when considering the Information contained in such press release. Other than as required by applicable law, Societe Generale makes no commitment to update or revise this Information.

Unless otherwise specified, the sources for the business rankings and market positions are internal. This press release may include information pertaining to our markets and our competitive positions therein. Such information is based on market data and our actual revenues in those markets for the relevant periods. We obtained this market information from various third-party sources (publications and surveys) and our own internal estimates. We have not independently verified these third-party sources and cannot guarantee their accuracy, truthfulness, precision and completeness. In addition, our internal surveys and estimates have not been verified by independent experts or other independent sources. No reliance should therefore be placed on this Information.

The Alternative Performance Measures, notably the notions of net banking income for the pillars, operating expenses, cost of risk in basis points, ROE, ROTE, RONE, net assets and tangible net assets are presented in the methodology notes, as are the principles for the presentation of prudential ratios.

The sum of values contained in the tables and analyses may differ slightly from the total reported due to rounding rules.

No representation, warranty or undertaking, whether express or implied is made as to the adequacy, accuracy, completeness or reasonableness of the Information. Societe Generale or its representatives cannot be held liable for any error, omission or inaccuracy or for any consequences arising from reliance placed on, or use of, the Information contained in the press release, anything relating thereto or any document or information to which it may refer.

This press release does not constitute an invitation to buy or sell Societe Generale shares or any other financial instruments or financial contracts issued by or related to Societe Generale.

Societe Generale

Societe Generale is a top tier European Bank with around 110,000 employees serving 27 million clients in 58 countries across the world. We have been supporting the development of our economies for 160 years, providing our corporate, institutional, and individual clients with a wide array of value-added advisory and financial solutions. Our long-lasting and trusted relationships with the clients, our cutting-edge expertise, our unique innovation, our ESG capabilities and leading franchises are part of our DNA and serve our most essential objective - to deliver sustainable value creation for all our stakeholders.

The Group runs three complementary sets of businesses, embedding ESG offerings for all its clients:

- **French Retail, Private Banking and Insurance**, with leading retail bank SG and insurance franchise, premium private banking services, and the leading digital bank BoursoBank.
- **Global Banking and Investor Solutions**, a top tier wholesale bank offering tailored-made solutions with distinctive global leadership in equity derivatives, structured finance and ESG.
- **Mobility, International Retail Banking and Financial Services**, comprising well-established universal banks (in Czech Republic, Romania and several African countries), Ayvens (the new ALD I LeasePlan brand), a global player in sustainable mobility, as well as specialized financing activities.

Committed to building together with its clients a better and sustainable future, Societe Generale aims to be a leading partner in the environmental transition and sustainability overall. The Group is included in the principal socially responsible investment indices: DJSI (Europe), FTSE4Good (Global and Europe), Bloomberg Gender-Equality Index, Refinitiv Diversity and Inclusion Index, Euronext Vigeo (Europe and Eurozone), STOXX Global ESG Leaders indexes, and the MSCI Low Carbon Leaders Index (World and Europe).

In case of doubt regarding the authenticity of this press release, please go to the end of the Group News page on societegenerale.com website where official Press Releases sent by Societe Generale can be certified using blockchain technology. A link will allow you to check the document's legitimacy directly on the web page.

For more information, you can follow us on Twitter/X [@societegenerale](https://twitter.com/societegenerale) or visit our website societegenerale.com.

REGISTERED OFFICE OF THE ISSUER

SG Issuer
10, Porte de France,
L-4360 Esch-sur-Alzette,
Luxembourg

REGISTERED OFFICE OF THE GUARANTOR

Societe Generale
29, boulevard Haussmann
75009 Paris
France

ISSUER'S AUDITORS

**PricewaterhouseCoopers,
Société coopérative**
2, rue Gerhard Mercator
L-2182 Luxembourg

GUARANTOR'S STATUTORY AUDITORS

KPMG S.A
Tour Echo - 2 avenue
Gambetta
92400 Courbevoie
France

**PricewaterhouseCoopers
Audit**
63 rue de Villiers
92200 Neuilly-sur-Seine
France

WARRANT AGENT

THE CENTRAL DEPOSITORY (PTE) LIMITED

4 Shenton Way
#02-01 SGX Centre 2
Singapore 068807

LEGAL ADVISERS TO THE ISSUER

(as to Singapore law)

ALLEN & GLEDHILL LLP
One Marina Boulevard #28-00
Singapore 018989