

Supplemental Listing Document

If you are in any doubt as to any aspect of this document, you should consult your stockbroker or other registered dealer in securities, bank manager, solicitor, accountant or other professional adviser.

Application has been made to the Singapore Exchange Securities Trading Limited (the “**SGX-ST**”) for permission to deal in and for quotation of the Certificates (as defined below). The SGX-ST assumes no responsibility for the correctness of any statements made or opinions or reports expressed in this document, makes no representation as to its accuracy or completeness and expressly disclaims any liability whatsoever for any loss howsoever arising from or in reliance upon the whole or any part of the contents of this document. Admission to the Official List of the SGX-ST is not to be taken as an indication of the merits of SG Issuer, Société Générale, the Certificates, or the Company (as defined below).

2,000,000 European Style Cash Settled Short Certificates relating to

the ordinary shares of Alibaba Group Holding Limited

with a Daily Leverage of -3x

issued by

SG Issuer

(Incorporated in Luxembourg with limited liability)

unconditionally and irrevocably guaranteed by

Société Générale

Issue Price: S\$5.00 per Certificate

This document is published for the purpose of obtaining a listing of all the above certificates (the “**Certificates**”) to be issued by SG Issuer (the “**Issuer**”) unconditionally and irrevocably guaranteed by Société Générale (the “**Guarantor**”), and is supplemental to and should be read in conjunction with a base listing document dated 14 June 2024 including such further base listing documents as may be issued from time to time, as supplemented by an addendum dated 30 September 2024 (the “**Base Listing Document**”), for the purpose of giving information with regard to the Issuer, the Guarantor and the Certificates. Information relating to the Company (as defined below) is contained in this document.

This document does not constitute or form part of any offer, or invitation, to subscribe for or to sell, or solicitation of any offer to subscribe for or to purchase, Certificates or other securities of the Issuer, nor is it calculated to invite, nor does it permit the making of, offers by the public to subscribe for or purchase for cash or other consideration the Certificates or other securities of the Issuer.

Restrictions have been imposed on offers and sales of the Certificates and on distributions of documents relating thereto in Singapore, Hong Kong, the European Economic Area, the United Kingdom and the United States (see “Placing and Sale” contained herein).

The Certificates are complex products. You should exercise caution in relation to them. Investors are warned that the price of the Certificates may fall in value as rapidly as it may rise and

holders may sustain a total loss of their investment. The price of the Certificates also depends on the supply and demand for the Certificates in the market and the price at which the Certificates is trading at any time may differ from the underlying valuation of the Certificates because of market inefficiencies. It is not possible to predict the secondary market for the Certificates. Although the Issuer, the Guarantor and/or any of their affiliates may from time to time purchase the Certificates or sell additional Certificates on the market, the Issuer, the Guarantor and/or any of their affiliates are not obliged to do so. Investors should also note that there are leveraged risks because the Certificates integrate an inverse leverage mechanism and the Certificates will amplify the movements in the increase, and in the decrease, of the value of the Underlying Stock (as defined below) and if the investment results in a loss, any such loss will be increased by the leverage factor of the Certificates. As such, investors could lose more than they would if they had invested directly in the Underlying Stock.

The Certificates are classified as capital markets products other than prescribed capital markets products¹ and Specified Investment Products (SIPs)², and may only be sold to retail investors with enhanced safeguards, including an assessment of such investors' investment knowledge or experience.

The Certificates constitute general unsecured obligations of the Issuer (in the case of any substitution of the Issuer in accordance with the Conditions of the Certificates, the Substituted Obligor as defined in the Conditions of the Certificates) and of no other person, and the guarantee dated 14 June 2024 (the "**Guarantee**") and entered into by the Guarantor constitutes direct unconditional unsecured senior preferred obligations of the Guarantor and of no other person, and if you purchase the Certificates, you are relying upon the creditworthiness of the Issuer and the Guarantor and have no rights under the Certificates against any other person.

Application has been made to the SGX-ST for permission to deal in and for quotation of the Certificates and the SGX-ST has agreed in principle to grant permission to deal in and for quotation of the Certificates. It is expected that dealings in the Certificates will commence on or about 27 May 2025.

As of the date hereof, the Guarantor's long term credit rating by S&P Global Ratings is A, and by Moody's Investors Service, Inc. is A1.

The Issuer is regulated by the Luxembourg Commission de Surveillance du Secteur Financier on a consolidated basis and the Guarantor is regulated by, *inter alia*, the Autorité des Marchés Financiers, the Autorité de Contrôle Prudentiel et de Résolution and the European Central Bank.

26 May 2025

¹ As defined in the Securities and Futures (Capital Markets Products) Regulations 2018.

² As defined in the MAS Notice SFA 04-N12: Notice on the Sale of Investment Products and MAS Notice FAA-N16: Notice on Recommendations on Investment Products.

Subject as set out below, the Issuer and the Guarantor accept full responsibility for the accuracy of the information contained in this document and the Base Listing Document in relation to themselves and the Certificates. To the best of the knowledge and belief of the Issuer and the Guarantor (each of which has taken all reasonable care to ensure that such is the case), the information contained in this document and the Base Listing Document for which they accept responsibility (subject as set out below in respect of the information contained herein with regard to the Company) is in accordance with the facts and does not omit anything likely to affect the import of such information. The information with regard to the Company as set out herein is extracted from publicly available information. The Issuer and the Guarantor accept responsibility only for the accurate reproduction of such information. No further or other responsibility or liability in respect of such information is accepted by the Issuer and the Guarantor.

No person has been authorised to give any information or to make any representation other than those contained in this document in connection with the offering of the Certificates, and, if given or made, such information or representations must not be relied upon as having been authorised by the Issuer or the Guarantor. Neither the delivery of this document nor any sale made hereunder shall under any circumstances create any implication that there has been no change in the affairs of the Issuer, the Guarantor or their respective subsidiaries and associates since the date hereof.

This document does not constitute an offer or invitation by or on behalf of the Issuer or the Guarantor to purchase or subscribe for any of the Certificates. The distribution of this document and the offering of the Certificates may, in certain jurisdictions, be restricted by law. The Issuer and the Guarantor require persons into whose possession this document comes to inform themselves of and observe all such restrictions. In particular, the Certificates and the Guarantee have not been and will not be registered under the United States Securities Act of 1933, as amended or any state securities law, and trading in the Certificates has not been approved by the United States Commodity Futures Trading Commission (the “**CFTC**”) under the United States Commodity Exchange Act of 1936, as amended and the Issuer has not been and will not be registered as an investment company under the United States Investment Company Act of 1940, as amended, and the rules and regulations thereunder. None of the Securities and Exchange Commission, any state securities commission or regulatory authority or any other United States, French or other regulatory authority has approved or disapproved of the Certificates or the Guarantee or passed upon the accuracy or adequacy of this document. Accordingly, Certificates, or interests therein, may not at any time be offered, sold, resold, traded, pledged, exercised, redeemed, transferred or delivered, directly or indirectly, in the United States or to, or for the account or benefit of, U.S. persons, nor may any U.S. person at any time trade, own, hold or maintain a position in the Certificates or any interests therein. In addition, in the absence of relief from the CFTC, offers, sales, re-sales, trades, pledges, exercises, redemptions, transfers or deliveries of Certificates, or interests therein, directly or indirectly, in the United States or to, or for the account or benefit of, U.S. persons, may constitute a violation of United States law governing commodities trading and commodity pools. Consequently, any offer, sale, resale, trade, pledge, exercise, redemption, transfer or delivery made, directly or indirectly, within the United States or to, or for the account or benefit of, a U.S. person will not be recognised. A further description of certain restrictions on offering and sale of the Certificates and distribution of this document is given in the section headed “Placing and Sale” contained herein.

The SGX-ST has made no assessment of, nor taken any responsibility for, the financial soundness of the Issuer or the Guarantor or the merits of investing in the Certificates, nor have they verified the accuracy or the truthfulness of statements made or opinions expressed in this document.

The Issuer, the Guarantor and/or any of their affiliates may repurchase Certificates at any time on or after the date of issue and any Certificates so repurchased may be offered from time to time in

one or more transactions in the over-the-counter market or otherwise at prevailing market prices or in negotiated transactions, at the discretion of the Issuer, the Guarantor and/or any of their affiliates. Investors should not therefore make any assumption as to the number of Certificates in issue at any time.

References in this document to the “**Conditions**” shall mean references to the Terms and Conditions of the European Style Cash Settled Long/Short Certificates on Single Equities contained in the Base Listing Document. Terms not defined herein shall have the meanings ascribed thereto in the Conditions.

Table of Contents

	<i>Page</i>
Risk Factors	6
Terms and Conditions of the Certificates	16
Terms and Conditions of the European Style Cash Settled Long/Short Certificates on Single Equities	26
Summary of the Issue	42
Information relating to the European Style Cash Settled Short Certificates on Single Equities	44
Information relating to the Company	59
Information relating to the Designated Market Maker	60
Supplemental Information relating to the Issuer	62
Supplemental Information relating to the Guarantor	63
Supplemental General Information	64
Placing and Sale	66
Appendix I	
Appendix II	
Appendix III	

RISK FACTORS

The following are risk factors relating to the Certificates:

- (a) in respect of certain corporate adjustment events on the Underlying Stock, trading in the Certificates may be suspended on the relevant ex-date of the Underlying Stock and trading in the Certificates will resume on the next immediate trading day on the SGX-ST. Please note that trading in the Certificates on the SGX-ST may be suspended for more than one trading day in certain circumstances;
- (b) investment in Certificates involves substantial risks including market risk, liquidity risk, and the risk that the Issuer and/or the Guarantor will be unable to satisfy its/their obligations under the Certificates. Investors should ensure that they understand the nature of all these risks before making a decision to invest in the Certificates. You should consider carefully whether Certificates are suitable for you in light of your experience, objectives, financial position and other relevant circumstances. Certificates are not suitable for inexperienced investors;
- (c) the Certificates constitute general unsecured obligations of the Issuer (in the case of any substitution of the Issuer in accordance with the Conditions of the Certificates, the Substituted Obligor as defined in the Conditions of the Certificates) and of no other person, and the Guarantee constitutes direct unconditional unsecured senior preferred obligations of the Guarantor and of no other person. In particular, it should be noted that the Issuer issues a large number of financial instruments, including Certificates, on a global basis and, at any given time, the financial instruments outstanding may be substantial. If you purchase the Certificates, you are relying upon the creditworthiness of the Issuer and the Guarantor and have no rights under the Certificates against any other person;
- (d) since the Certificates relate to the price of the Underlying Stock, certain events relating to the Underlying Stock may cause adverse movements in the value and the price of the Underlying Stock, as a result of which, the Certificate Holders (as defined in the Conditions of the Certificates) may, in extreme circumstances, sustain a significant loss of their investment if the price of the Underlying Stock has risen sharply;
- (e) in the event that the Company is subject to any sanction by governmental authorities, (i) such sanction may impact general investor interest in the Underlying Stock, which may in turn affect the liquidity and market price of the Underlying Stock, and (ii) investors should consult their own legal advisers to check whether and to what extent investing in the Certificates will be in violation of applicable laws and regulations;
- (f) in the event that the Company is controlled through weighted voting rights, certain individuals who own shares of a class which is being given more votes per share may have the ability to determine the outcome of most matters, and depending on the action taken by the Company, the market price of the Certificates could be adversely affected;
- (g) due to their nature, the Certificates can be volatile instruments and may be subject to considerable fluctuations in value. The price of the Certificates may fall in value as rapidly as it may rise due to, including but not limited to, variations in the frequency and magnitude of the changes in the price of the Underlying Stock, the time remaining to expiry, the currency exchange rates and the creditworthiness of the Issuer and the Guarantor;
- (h) if, whilst any of the Certificates remain unexercised, trading in the Underlying Stock is suspended or halted on the relevant stock exchange, trading in the Certificates may be suspended for a similar period;

- (i) as indicated in the Conditions of the Certificates and herein, a Certificate Holder must tender a specified number of Certificates at any one time in order to exercise. Thus, Certificate Holders with fewer than the specified minimum number of Certificates in a particular series will either have to sell their Certificates or purchase additional Certificates, incurring transactions costs in each case, in order to realise their investment;
- (j) investors should note that in the event of there being a Market Disruption Event (as defined in the Conditions) determination or payment of the Cash Settlement Amount (as defined in the Conditions) may be delayed, all as more fully described in the Conditions;
- (k) certain events relating to the Underlying Stock require or, as the case may be, permit the Issuer to make certain adjustments or amendments to the Conditions. Investors may refer to the Conditions 4 and 6 on pages 31 to 36 and the examples and illustrations of adjustments set out in the "Information relating to the European Style Cash Settled Short Certificates on Single Equities" section of this document for more information;
- (l) the Certificates are only exercisable on the Expiry Date and may not be exercised by Certificate Holders prior to such Expiry Date. Accordingly, if on the Expiry Date the Cash Settlement Amount is zero, a Certificate Holder will lose the value of his investment;
- (m) the total return on an investment in any Certificate may be affected by the Hedging Fee Factor (as defined below), Management Fee (as defined below) and Gap Premium (as defined below);
- (n) investors holding their position overnight should note that they would be required to bear the annualised cost which consists of the Management Fee and Gap Premium, which are calculated daily and applied to the value of the Certificates, as well as certain costs embedded within the Leverage Inverse Strategy (as described below) including the Stock Borrowing Cost (as defined below) and Rebalancing Cost (as defined below);
- (o) investors should note that there may be an exchange rate risk relating to the Certificates where the Cash Settlement Amount is converted from a foreign currency into Singapore dollars.

Exchange rates between currencies are determined by forces of supply and demand in the foreign exchange markets. These forces are, in turn, affected by factors such as international balances of payments and other economic and financial conditions, government intervention in currency markets and currency trading speculation. Fluctuations in foreign exchange rates, foreign political and economic developments, and the imposition of exchange controls or other foreign governmental laws or restrictions applicable to such investments may affect the foreign currency market price and the exchange rate-adjusted equivalent price of the Certificates. Fluctuations in the exchange rate of any one currency may be offset by fluctuations in the exchange rate of other relevant currencies;
- (p) investors should note that there are leveraged risks because the Certificates integrate an inverse leverage mechanism and the Certificates will amplify the movements in the increase, and in the decrease, of the value of the Underlying Stock and if the investment results in a loss, any such loss will be increased by the leverage factor of the Certificates. As such, investors could lose more than they would if they had invested directly in the Underlying Stock;
- (q) when held for longer than a day, the performance of the Certificates could be more or less than the leverage factor that is embedded within the Certificates. The performance of the Certificates each day is locked in, and any subsequent returns are based on what was achieved the previous trading day. This process, referred to as compounding, may lead to a performance difference from 3 times the inverse performance of the Underlying Stock over a period longer

than one day. This difference may be amplified in a volatile market with a sideways trend, where market movements are not clear in direction, whereby investors may sustain substantial losses;

- (r) the Air Bag Mechanism (as defined below) is triggered only when the Underlying Stock is calculated or traded, which may not be during the trading hours of the Relevant Stock Exchange for the Certificates (as defined below);
- (s) investors should note that the Air Bag Mechanism reduces the impact on the Leverage Inverse Strategy if the Underlying Stock rises further, but will also maintain a reduced exposure to the Underlying Stock in the event the Underlying Stock starts to fall after the Air Bag Mechanism is triggered, thereby reducing its ability to recoup losses;
- (t) there is no assurance that the Air Bag Mechanism will prevent investors from losing the entire value of their investment, in the event of (i) an overnight increase in the Underlying Stock, where there is an approximately 33% or greater gap between the previous trading day closing price and the opening price of the Underlying Stock the following trading day, as the Air Bag Mechanism will only be triggered when market opens (including pre-opening session or opening auction, as the case may be) the following trading day or (ii) a sharp intraday increase in the price of the Underlying Stock of approximately 33% or greater within the 15 minutes Observation Period compared to the reference price, being: (1) if air bag has not been previously triggered on the same day, the previous closing price of the Underlying Stock, or (2) if one or more air bag have been previously triggered on the same day, the latest New Observed Price. Investors may refer to pages 52 to 53 of this document for more information;
- (u) certain events may, pursuant to the terms and conditions of the Certificates, trigger (i) the implementation of methods of adjustment or (ii) the early termination of the Certificates. The Certificates may be terminated prior to its Expiry Date for the following reasons which are not exhaustive: Illegality and force majeure, occurrence of a Holding Limit Event (as defined in the Conditions of the Certificates) or Hedging Disruption (as defined in the Conditions of the Certificates). For more detailed examples of when early termination may occur, please refer to the FAQ section under the "Education" tab on the website at dlc.socgen.com.

The Issuer will give the investors reasonable notice of any early termination. If the Issuer terminates the Certificates early, the Issuer will, if and to the extent permitted by applicable law, pay an amount to each Certificate Holder in respect of each Certificate held by such holder equal to the fair market value of the Certificate less the cost to the Issuer of unwinding any underlying related hedging arrangements, all as determined by the Issuer in its sole and absolute discretion. The performance of this commitment shall depend on (i) general market conditions and (ii) the liquidity conditions of the underlying instrument(s) and, as the case may be, of any other hedging transactions. Investors should note that the amount repaid by the Issuer may be substantially less than the amount initially invested, and at the worst case, be zero. Investors may refer to the Condition 13 on pages 38 to 40 of this document for more information;

- (v) there is no assurance that an active trading market for the Certificates will sustain throughout the life of the Certificates, or if it does sustain, it may be due to market making on the part of the Designated Market Maker. The Issuer acting through its Designated Market Maker may be the only market participant buying and selling the Certificates. Therefore, the secondary market for the Certificates may be limited and you may not be able to realise the value of the Certificates. Do note that the bid-ask spread increases with illiquidity;
- (w) in the ordinary course of their business, including without limitation, in connection with the Issuer or its appointed designated market maker's market making activities, the Issuer, the

Guarantor and any of their respective subsidiaries and affiliates may effect transactions for their own account or for the account of their customers and hold long or short positions in the Underlying Stock. In addition, in connection with the offering of any Certificates, the Issuer, the Guarantor and any of their respective subsidiaries and affiliates may enter into one or more hedging transactions with respect to the Underlying Stock. In connection with such hedging or market-making activities or with respect to proprietary or other trading activities by the Issuer, the Guarantor and any of their respective subsidiaries and affiliates, the Issuer, the Guarantor and any of their respective subsidiaries and affiliates may enter into transactions in the Underlying Stock which may affect the market price, liquidity or value of the Certificates and which may affect the interests of Certificate Holders;

- (x) various potential and actual conflicts of interest may arise from the overall activities of the Issuer, the Guarantor and/or any of their subsidiaries and affiliates.

The Issuer, the Guarantor and any of their subsidiaries and affiliates are diversified financial institutions with relationships in countries around the world. These entities engage in a wide range of commercial and investment banking, brokerage, funds management, hedging transactions and investment and other activities for their own account or the account of others. In addition, the Issuer, the Guarantor and any of their subsidiaries and affiliates, in connection with their other business activities, may possess or acquire material information about the Underlying Stock. Such activities and information may involve or otherwise affect issuers of the Underlying Stock in a manner that may cause consequences adverse to the Certificate Holders or otherwise create conflicts of interests in connection with the issue of Certificates by the Issuer. Such actions and conflicts may include, without limitation, the exercise of voting power, the purchase and sale of securities, financial advisory relationships and exercise of creditor rights. The Issuer, the Guarantor and any of their subsidiaries and affiliates have no obligation to disclose such information about the Underlying Stock or such activities. The Issuer, the Guarantor and any of their subsidiaries and affiliates and their officers and directors may engage in any such activities without regard to the issue of Certificates by the Issuer or the effect that such activities may directly or indirectly have on any Certificate;

- (y) legal considerations which may restrict the possibility of certain investments:

Some investors' investment activities are subject to specific laws and regulations or laws and regulations currently being considered by various authorities. All potential investors must consult their own legal advisers to check whether and to what extent (i) they can legally purchase the Certificates (ii) the Certificates can be used as collateral security for various forms of borrowing (iii) if other restrictions apply to the purchase of Certificates or their use as collateral security. Financial institutions must consult their legal advisers or regulators to determine the appropriate treatment of the Certificates under any applicable risk-based capital or similar rules;

- (z) the credit rating of the Guarantor is an assessment of its ability to pay obligations, including those on the Certificates. Consequently, actual or anticipated declines in the credit rating of the Guarantor may affect the market value of the Certificates;

- (aa) the Certificates are linked to the Underlying Stock and subject to the risk that the price of the Underlying Stock may rise. The following is a list of some of the significant risks associated with the Underlying Stock:

- Historical performance of the Underlying Stock does not give an indication of future performance of the Underlying Stock. It is impossible to predict whether the price of the Underlying Stock will fall or rise over the term of the Certificates; and

- The price of the Underlying Stock may be affected by the economic, financial and political events in one or more jurisdictions, including the stock exchange(s) or quotation system(s) on which the Underlying Stock may be traded;
- (bb) the value of the Certificates depends on the Leverage Inverse Strategy performance built in the Certificate. The Calculation Agent will make the Leverage Inverse Strategy last closing level and a calculation tool available to the investors on a website;
- (cc) two or more risk factors may simultaneously have an effect on the value of a Certificate such that the effect of any individual risk factor may not be predicted. No assurance can be given as to the effect any combination of risk factors may have on the value of a Certificate;
- (dd) as the Certificates are represented by a global warrant certificate which will be deposited with The Central Depository (Pte) Limited (“**CDP**”):
 - (i) investors should note that no definitive certificate will be issued in relation to the Certificates;
 - (ii) there will be no register of Certificate Holders and each person who is for the time being shown in the records maintained by CDP as entitled to a particular number of Certificates by way of interest (to the extent of such number) in the global warrant certificate in respect of those Certificates represented thereby shall be treated as the holder of such number of Certificates;
 - (iii) investors will need to rely on any statements received from their brokers/custodians as evidence of their interest in the Certificates; and
 - (iv) notices to such Certificate Holders will be published on the web-site of the SGX-ST. Investors will need to check the web-site of the SGX-ST regularly and/or rely on their brokers/custodians to obtain such notices;
- (ee) the reform of HIBOR may adversely affect the value of the Certificates

The Hong Kong Inter-bank Offered Rate (“**HIBOR**”) benchmark is referenced in the Leverage Inverse Strategy.

It is not possible to predict with certainty whether, and to what extent, HIBOR will continue to be supported going forwards. This may cause HIBOR to perform differently than they have done in the past, and may have other consequences which cannot be predicted. Such factors may have (without limitation) the following effects: (i) discouraging market participants from continuing to administer or contribute to a benchmark; (ii) triggering changes in the rules or methodologies used in the benchmark and/or (iii) leading to the disappearance of the benchmark. Any of the above changes or any other consequential changes as a result of international or national reforms or other initiatives or investigations, could have a material adverse effect on the value of and return on the Certificates.

In addition, the occurrence of a modification or cessation of HIBOR may cause adjustment of the Certificates which may include selecting one or more successor benchmarks and making related adjustments to the Certificates, including if applicable to reflect increased costs.

The Calculation Agent may make adjustments as it may determine appropriate if any of the following circumstances occurs or may occur: (1) HIBOR is materially changed or cancelled or (2)(i) the relevant authorisation, registration, recognition, endorsement, equivalence decision or approval in respect of the benchmark or the administrator or sponsor of the benchmark is not obtained, (ii) an application for authorisation, registration, recognition, endorsement, equivalence decision, approval or inclusion in any official register is rejected or (iii) any

authorisation, registration, recognition, endorsement, equivalence decision or approval is suspended or inclusion in any official register is withdrawn.

Investors should consult their own independent advisers and make their own assessment about the potential risks imposed by any of the international or national reforms in making any investment decision with respect to any Certificate;

- (ff) the US Foreign Account Tax Compliance Act ("**FATCA**") withholding risk:

FATCA generally imposes a 30 per cent. withholding tax on certain U.S.-source payments to certain non-US persons that do not provide certification of their compliance with IRS rules to disclose the identity of their US owners and account holders (if any) or establish a basis for exemption for such disclosure. The Issuer or an investor's broker or custodian may be subject to FATCA and, as a result, may be required to obtain certification from investors that they have complied with FATCA disclosure requirements or have established a basis for exemption from FATCA. If an investor does not provide the Issuer or the relevant broker or custodian with such certification, the Issuer and the Guarantor or other withholding agent could be required to withhold U.S. tax on U.S.-source income (if any) paid pursuant to the Certificates. In certain cases, the Issuer or the relevant broker or custodian could be required to close an account of an investor who does not comply with the FATCA certification procedures.

FATCA IS PARTICULARLY COMPLEX. EACH INVESTOR SHOULD CONSULT ITS OWN TAX ADVISER TO OBTAIN A MORE DETAILED EXPLANATION OF FATCA AND TO DETERMINE HOW THIS LEGISLATION MIGHT AFFECT EACH INVESTOR IN ITS PARTICULAR CIRCUMSTANCES;

- (gg) U.S. withholding tax

The Issuer has determined that this Certificate is not linked to U.S. Underlying Equities within the meaning of applicable regulations under Section 871(m) of the United States Internal Revenue Code, as discussed in the accompanying Base Listing Document under "TAXATION—TAXATION IN THE UNITED STATES OF AMERICA—Section 871(m) of the U.S. Internal Revenue Code of 1986." Accordingly, the Issuer expects that Section 871(m) will not apply to the Certificates. Such determination is not binding on the IRS, and the IRS may disagree with this determination. Section 871(m) is complex and its application may depend on a Certificate Holder's particular circumstances. Certificate Holders should consult with their own tax advisers regarding the potential application of Section 871(m) to the Certificates;

- (hh) risks arising from the taxation of securities

Tax law and practice are subject to change, possibly with retroactive effect. This may have a negative impact on the value of the Certificates and/or the market price of the Certificates. For example, the specific tax assessment of the Certificates may change compared to its assessment at the time of purchase of the Certificates. This is especially true with regard to derivative Certificates and their tax treatment. Holders of Certificates therefore bear the risk that they may misjudge the taxation of the income from the purchase of the Certificates. However, there is also the possibility that the taxation of the income from the purchase of the Certificates will change to the detriment of the holders.

Holders of the Certificates bear the risk that the specific tax assessment of the Certificates will change. This can have a negative impact on the value of the Certificates and the investor may incur a corresponding loss. The stronger this negative effect, the greater the loss may be; and

(ii) risk factors relating to the BRRD

French and Luxembourg law and European legislation regarding the resolution of financial institutions may require the write-down or conversion to equity of the Certificates or other resolution measures if the Issuer or the Guarantor is deemed to meet the conditions for resolution.

Directive 2014/59/EU of the European Parliament and of the Council of the European Union dated 15 May 2014 establishing a framework for the recovery and resolution of credit institutions and investment firms (the “**BRRD**”) entered into force on 2 July 2014. The BRRD, as amended, has been implemented into Luxembourg law by, among others, the Luxembourg act dated 18 December 2015 on the failure of credit institutions and certain investment firms, as amended (the “**BRR Act 2015**”). Under the BRR Act 2015, the competent authority is the Luxembourg financial sector supervisory authority (*Commission de surveillance du secteur financier*, the CSSF) and the resolution authority is the CSSF acting as resolution council (*conseil de résolution*).

In April 2023, the EU Commission released a proposal to amend, in particular, the BRRD according to which senior preferred debt instruments would no longer rank pari passu with any non covered non preferred deposits of the Issuer; instead, senior preferred debt instruments would rank junior in right of payment to the claims of all depositors.

This proposal has been discussed and amended by the European Parliament and the European Council. Council and Parliament reached agreement on 6 December 2023 to make the proposal final and applicable. If the final agreement was adopted as is, there may be an increased risk of an investor in senior preferred debt instruments losing all or some of their investment in the context of the exercise of the Bail-in Power. The final agreement may also lead to a rating downgrade for senior preferred debt instruments.

Moreover, Regulation (EU) No. 806/2014 of the European Parliament and of the Council of 15 July 2014 establishing uniform rules and a uniform procedure for the resolution of credit institutions and certain investment firms in the framework of a Single Resolution Mechanism (“**SRM**”) and a Single Resolution Framework (the “**SRM Regulation**”) has established a centralised power of resolution entrusted to a Single Resolution Board (the “**SRB**”) in cooperation with the national resolution authorities.

Since November 2014, the European Central Bank (“**ECB**”) has taken over the prudential supervision of significant credit institutions in the member states of the Eurozone under the Single Supervisory Mechanism (“**SSM**”). In addition, the SRM has been put in place to ensure that the resolution of credit institutions and certain investment firms across the Eurozone is harmonised. As mentioned above, the SRM is managed by the SRB. Under Article 5(1) of the SRM Regulation, the SRM has been granted those responsibilities and powers granted to the EU Member States’ resolution authorities under the BRRD for those credit institutions and certain investment firms subject to direct supervision by the ECB. The ability of the SRB to exercise these powers came into force at the beginning of 2016.

Societe Generale has been, and continues to be, designated as a significant supervised entity for the purposes of Article 49(1) of Regulation (EU) No 468/2014 of the ECB of 16 April 2014 establishing the framework for cooperation within the SSM between the ECB and national competent authorities and with national designated authorities (the “**SSM Regulation**”) and is consequently subject to the direct supervision of the ECB in the context of the SSM. This means that Societe Generale and SG Issuer (being covered by the consolidated prudential supervision of Societe Generale) are also subject to the SRM which came into force in 2015. The SRM

Regulation mirrors the BRRD and, to a large part, refers to the BRRD so that the SRB is able to apply the same powers that would otherwise be available to the relevant national resolution authority.

The stated aim of the BRRD and the SRM Regulation is to provide for the establishment of an EU-wide framework for the recovery and resolution of credit institutions and certain investment firms. The regime provided for by the BRRD is, among other things, stated to be needed to provide the resolution authority designated by each EU Member State (the “**Resolution Authority**”) with a credible set of tools to intervene sufficiently early and quickly in an unsound or failing institution so as to ensure the continuity of the institution’s critical financial and economic functions while minimising the impact of an institution’s failure on the economy and financial system (including taxpayers’ exposure to losses).

In accordance with the provisions of the SRM Regulation, when applicable, the SRB, has replaced the national resolution authorities designated under the BRRD with respect to all aspects relating to the decision-making process and the national resolution authorities designated under the BRRD continue to carry out activities relating to the implementation of resolution schemes adopted by the SRB. The provisions relating to the cooperation between the SRB and the national resolution authorities for the preparation of the institutions’ resolution plans have applied since 1 January 2015 and the SRM has been fully operational since 1 January 2016.

The SRB is the Resolution Authority for the Issuer and the Guarantor.

The powers provided to the Resolution Authority in the BRRD and the SRM Regulation include write-down/conversion powers to ensure that capital instruments (including subordinated debt instruments) and eligible liabilities (including senior debt instruments if junior instruments prove insufficient to absorb all losses) absorb losses of the issuing institution that is subject to resolution in accordance with a set order of priority (the “**Bail-in Power**”). The conditions for resolution under the SRM Regulation are deemed to be met when: (i) the Resolution Authority determines that the institution is failing or is likely to fail, (ii) there is no reasonable prospect that any measure other than a resolution measure would prevent the failure within a reasonable timeframe, and (iii) a resolution measure is necessary for the achievement of the resolution objectives (in particular, ensuring the continuity of critical functions, avoiding a significant adverse effect on the financial system, protecting public funds by minimizing reliance on extraordinary public financial support, and protecting client funds and assets) and winding up of the institution under normal insolvency proceedings would not meet those resolution objectives to the same extent.

The Resolution Authority could also, independently of a resolution measure or in combination with a resolution measure, fully or partially write-down or convert capital instruments (including subordinated debt instruments) into equity when it determines that the institution or its group will no longer be viable unless such write-down or conversion power is exercised or when the institution requires extraordinary public financial support (except when extraordinary public financial support is provided in Article 10 of the SRM Regulation). The terms and conditions of the Certificates contain provisions giving effect to the Bail-in Power in the context of resolution and write-down or conversion of capital instruments at the point of non-viability.

The Bail-in Power could result in the full (i.e., to zero) or partial write-down or conversion of the Certificates into ordinary shares or other instruments of ownership, or the variation of the terms of the Certificates (for example, the maturity and/or interest payable may be altered and/or a temporary suspension of payments may be ordered). Extraordinary public financial support should only be used as a last resort after having assessed and applied, to the maximum extent

practicable, the resolution measures. No support will be available until a minimum amount of contribution to loss absorption and recapitalization of 8% of total liabilities including own funds has been made by shareholders, holders of capital instruments and other eligible liabilities through write-down, conversion or otherwise.

In addition to the Bail-in Power, the BRRD and the SRM Regulation provide the Resolution Authority with broader powers to implement other resolution measures with respect to institutions that meet the conditions for resolution, which may include (without limitation) the sale of the institution's business, the creation of a bridge institution, the separation of assets, the replacement or substitution of the institution as obligor in respect of debt instruments, modifications to the terms of debt instruments (including altering the maturity and/or the amount of interest payable and/or imposing a temporary suspension on payments), removing management, appointing an interim administrator, and discontinuing the listing and admission to trading of financial instruments. The BRRD, the BRR Act 2015 and the SRM Regulation however also state that, under exceptional circumstances, if the bail-in instrument is applied, the SRB, in cooperation with the CSSF, may completely or partially exclude certain liabilities from the application of the impairment or conversion powers under certain conditions.

Since 1 January 2016, EU credit institutions (such as Societe Generale) and certain investment firms have to meet, at all times, a minimum requirement for own funds and eligible liabilities ("**MREL**") pursuant to Article 12 of the SRM Regulation. The MREL, which is expressed as a percentage of the total liabilities and own funds of the institution, aims at preventing institutions from structuring their liabilities in a manner that impedes the effectiveness of the Bail-in Power in order to facilitate resolution.

The regime has evolved as a result of the changes adopted by the EU legislators. On 7 June 2019, as part of the contemplated amendments to the so-called "EU Banking Package", the following legislative texts were published in the Official Journal of the EU 14 May 2019:

- Directive (EU) 2019/879 of the European Parliament and of the Council of 20 May 2019 amending the BRRD as regards the loss-absorbing and recapitalisation capacity of credit institutions and investment firms ("**BRRD II**"); and
- Regulation (EU) 2019/877 of the European Parliament and of the Council of 20 May 2019 amending the SRM Regulation as regards the loss-absorbing and recapitalisation capacity ("**TLAC**") of credit institutions and investment firms (the "**SRM II Regulation**" and, together with the BRRD II, the "**EU Banking Package Reforms**").

The EU Banking Package Reforms introduced, among other things, the TLAC standard as implemented by the Financial Stability Board's TLAC Term Sheet ("**FSB TLAC Term Sheet**"), by adapting, among other things, the existing regime relating to the specific MREL with aim of reducing risks in the banking sector and further reinforcing institutions' ability to withstand potential shocks will strengthen the banking union and reduce risks in the financial system.

The TLAC has been implemented in accordance with the FSB TLAC Term Sheet, which impose a level of "Minimum TLAC" that will be determined individually for each global systemically important bank ("**G-SIB**"), such as Societe Generale, in an amount at least equal to (i) 16%, plus applicable buffers, of risk weight assets since January 1, 2022 and 18%, plus applicable buffers, thereafter and (ii) 6% of the Basel III leverage ratio denominator since January 1, 2022 and 6.75% thereafter (each of which could be extended by additional firm-specific requirements).

Regulation (EU) No 575/2013 of the European Parliament and of the Council of 26 June 2013 on prudential requirements for credit institutions and investment firms (the "**CRR**"), as amended

notably by Regulation (EU) 2019/876 as regards the leverage ratio, the net stable funding ratio, requirements for own funds and eligible liabilities, counterparty credit risk, market risk, exposures to central counterparties, exposures to collective investment undertakings, large exposures, reporting and disclosure requirements (the “**CRR II**”) and Regulation (EU) 2022/2036 of the European Parliament and of the Council of 19 October 2022 amending Regulation (EU) No 575/2013 and Directive 2014/59/EU as regards the prudential treatment of global systemically important institutions with a multiple-point-of-entry resolution strategy and methods for the indirect subscription of instruments eligible for meeting the minimum requirement for own funds and eligible liabilities, EU G-SIBs, such as Societe Generale, have to comply with TLAC requirements, on top of the MREL requirements, since the entry into force of the CRR II. As such, G-SIBs, such as Societe Generale have to comply with both the TLAC and MREL requirements.

Consequently, the criteria for MREL-eligible liabilities have been closely aligned with the criteria for TLAC-eligible liabilities under CRR II, but subject to the complementary adjustments and requirements introduced in the BRRD II. In particular, certain debt instruments with an embedded derivative component, such as certain structured notes, will be eligible, subject to certain conditions, to meet MREL requirements to the extent that they have a fixed or increasing principal amount repayable at maturity that is known in advance with only an additional return permitted to be linked to that derivative component and dependent on the performance of a reference asset.

The level of capital and eligible liabilities required under MREL is set by the SRB for Societe Generale on an individual and/or consolidated basis based on certain criteria including systemic importance and may also be set for SG Issuer. Eligible liabilities may be senior or subordinated, provided, among other requirements, that they have a remaining term of at least one year and, they recognise contractually the Resolution Authority's power to write down or convert the liabilities governed by non-EU law.

The scope of liabilities used to meet MREL includes, in principle, all liabilities resulting from claims arising from ordinary unsecured creditors (non-subordinated liabilities) unless they do not meet specific eligibility criteria set out in BRRD, as amended notably by BRRD II. To enhance the resolvability of institutions and entities through an effective use of the bail-in tool, the SRB should be able to require that MREL be met with own funds and other subordinated liabilities, in particular where there are clear indications that bailed-in creditors are likely to bear losses in resolution that would exceed the losses that they would incur under normal insolvency proceedings. Moreover the SRB should assess the need to require institutions and entities to meet the MREL with own funds and other subordinated liabilities where the amount of liabilities excluded from the application of the bail-in tool reaches a certain threshold within a class of liabilities that includes MREL-eligible liabilities. Any subordination of debt instruments requested by the SRB for the MREL shall be without prejudice to the possibility to partly meet the TLAC requirements with non-subordinated debt instruments in accordance with the CRR, as amended by the CRR II, as permitted by the TLAC standard. Specific requirements apply to resolution groups with assets above EUR 100 billion (top-tier banks, including Societe Generale).

TERMS AND CONDITIONS OF THE CERTIFICATES

The following are the terms and conditions of the Certificates and should be read in conjunction with, and are qualified by reference to, the other information set out in this document and the Base Listing Document.

The Conditions are set out in the section headed “Terms and Conditions of the European Style Cash Settled Long/Short Certificates on Single Equities” in the Base Listing Document. For the purposes of the Conditions, the following terms shall have the following meanings:

Certificates:	2,000,000 European Style Cash Settled Short Certificates relating to the ordinary shares of Alibaba Group Holding Limited traded in HKD (the “ Underlying Stock ”)
ISIN:	LU2079525676
Company:	Alibaba Group Holding Limited (RIC: 9988.HK)
Underlying Price ³ and Source:	HK\$116.90 (Reuters)
Calculation Agent:	Société Générale
Strike Level:	Zero
Daily Leverage:	-3x (within the Leverage Inverse Strategy as described below)
Notional Amount per Certificate:	SGD 5.00
Management Fee (p.a.) ⁴ :	0.40%
Gap Premium (p.a.) ⁵ :	9.00%, is a hedging cost against extreme market movements overnight.
Stock Borrowing Cost ⁶ :	The annualised costs for borrowing stocks in order to take an inverse exposure on the Underlying Stock.
Rebalancing Cost ⁶ :	The transaction costs (if applicable), computed as a function of leverage and daily inverse performance of the Underlying Stock.
Launch Date:	20 May 2025
Closing Date:	26 May 2025

³ These figures are calculated as at, and based on information available to the Issuer on or about 26 May 2025. The Issuer is not obliged, and undertakes no responsibility to any person, to update or inform any person of any changes to the figures after 26 May 2025.

⁴ Please note that the Management Fee is calculated on a 360-day basis and may be increased up to a maximum of 3% p.a. on giving one month's notice to investors. Any increase in the Management Fee will be announced on the SGXNET. Please refer to “Fees and Charges” below for further details of the fees and charges payable and the maximum of such fees as well as other ongoing expenses that may be borne by the Certificates.

⁵ Please note that the Gap Premium is calculated on a 360-day basis.

⁶ These costs are embedded within the Leverage Inverse Strategy. Please note that the Stock Borrowing Cost may be changed on giving 5 Business Days' notice to investors. Any change in the Stock Borrowing Cost will be announced on the SGXNET.

Expected Listing Date:	27 May 2025
Last Trading Date:	The date falling 5 Business Days immediately preceding the Expiry Date, currently being 18 November 2027
Expiry Date:	25 November 2027 (if the Expiry Date is not a Business Day, then the Expiry Date shall fall on the preceding Business Day and subject to adjustment of the Valuation Date upon the occurrence of Market Disruption Events as set out in the Conditions of the Certificates)
Board Lot:	100 Certificates
Valuation Date:	24 November 2027 or if such day is not an Exchange Business Day, the immediately preceding Exchange Business Day.
Exercise:	<p>The Certificates may only be exercised on the Expiry Date or if the Expiry Date is not a Business Day, the immediately preceding Business Day, in a Board Lot or integral multiples thereof. Certificate Holders shall not be required to deliver an exercise notice. Exercise of Certificates shall be determined by whether the Cash Settlement Amount (less any Exercise Expenses) is positive. If the Cash Settlement Amount (less any Exercise Expenses) is positive, all Certificates shall be deemed to have been automatically exercised at 10:00 a.m. (Singapore time) on the Expiry Date or if the Expiry Date is not a Business Day, the immediately preceding Business Day. The Cash Settlement Amount less the Exercise Expenses in respect of the Certificates shall be paid in the manner set out in Condition 4(c) of the Conditions. In the event the Cash Settlement Amount (less any Exercise Expenses) is zero, all Certificates shall be deemed to have expired at 10:00 a.m. (Singapore time) on the Expiry Date or if the Expiry Date is not a Business Day, the immediately preceding Business Day, and Certificate Holders shall not be entitled to receive any payment from the Issuer in respect of the Certificates.</p>
Cash Settlement Amount:	<p>In respect of each Certificate, shall be an amount payable in the Settlement Currency equal to:</p> <p>Closing Level multiplied by the Notional Amount per Certificate</p> <p>Please refer to the “Information relating to the European Style Cash Settled Short Certificates on Single Equities” section on pages 44 to 58 of this document for examples and illustrations of the calculation of the Cash Settlement Amount.</p>
Hedging Fee Factor:	<p>In respect of each Certificate, shall be an amount calculated as: Product (for t from 2 to Valuation Date) of $(1 - \text{Management Fee} \times (\text{ACT}(t-1;t) \div 360)) \times (1 - \text{Gap Premium}(t-1) \times (\text{ACT}(t-1;t) \div 360))$, where:</p> <p>“$t$” refers to “Observation Date” which means each Underlying Stock Business Day (subject to Market Disruption Event) from (and including) the Underlying Stock Business Day immediately preceding the Expected Listing Date to the Valuation Date; and</p>

ACT (t-1;t) means the number of calendar days between the Underlying Stock Business Day immediately preceding the Observation Date (which is “t-1”) (included) and the Observation Date (which is “t”) (excluded).

If the Issuer determines, in its sole discretion, that on any Observation Date a Market Disruption Event has occurred, then that Observation Date shall be postponed until the first succeeding Underlying Stock Business Day on which there is no Market Disruption Event, unless there is a Market Disruption Event on each of the five Underlying Stock Business Days immediately following the original date that, but for the Market Disruption Event, would have been an Observation Date. In that case, that fifth Underlying Stock Business Day shall be deemed to be the Observation Date notwithstanding the Market Disruption Event and the Issuer shall determine, its good faith estimate of the level of the Leverage Inverse Strategy and the value of the Certificate on that fifth Underlying Stock Business Day in accordance with the formula for and method of calculation last in effect prior to the occurrence of the first Market Disruption Event taking into account, inter alia, the exchange traded or quoted price of the Underlying Stock and the potential increased cost of hedging by the Issuer as a result of the occurrence of the Market Disruption Event.

An “**Underlying Stock Business Day**” is a day on which The Stock Exchange of Hong Kong Limited (the “**HKEX**”) is open for dealings in Hong Kong during its normal trading hours and banks are open for business in Hong Kong.

Please refer to the “Information relating to the European Style Cash Settled Short Certificates on Single Equities” section on pages 44 to 58 of this document for examples and illustrations of the calculation of the Hedging Fee Factor.

Closing Level: In respect of each Certificate, shall be an amount payable in the Settlement Currency equal to:

$$\left(\frac{\text{Final Reference Level} \times \text{Final Exchange Rate}}{\text{Initial Reference Level} \times \text{Initial Exchange Rate}} - \text{Strike Level} \right) \times \text{Hedging Fee Factor}$$

Initial Reference Level: 1,000

Final Reference Level: The closing level of the Leverage Inverse Strategy (as described below) on the Valuation Date

The calculation of the closing level of the Leverage Inverse Strategy is set out in the “Specific Definitions relating to the Leverage Inverse Strategy” section on pages 20 to 25 below.

Initial Exchange Rate³: 0.1639

Final Exchange Rate: The rate for the conversion of HKD to SGD as at 5:00pm (Singapore Time) on the Valuation Date as shown on Reuters, provided that if the Reuters service ceases to display such information, as determined by the Issuer by reference to such source(s) as the Issuer may reasonably determine to be appropriate at such a time.

Air Bag Mechanism:

The “**Air Bag Mechanism**” refers to the mechanism built in the Leverage Inverse Strategy and which is designed to reduce the Leverage Inverse Strategy exposure to the Underlying Stock during extreme market conditions. If the Underlying Stock rises by 20% or more (“**Air Bag Trigger Price**”) during the trading day (which represents an approximately 60% loss after a 3 times inverse leverage), the Air Bag Mechanism is triggered and the Leverage Inverse Strategy is adjusted intra-day. The Air Bag Mechanism reduces the impact on the Leverage Inverse Strategy if the Underlying Stock rises further, but will also maintain a reduced exposure to the Underlying Stock in the event the Underlying Stock starts to fall after the Air Bag Mechanism is triggered, thereby reducing its ability to recoup losses.

Trading of Certificates is suspended for at least 30 minutes of continuous trading after the Air Bag is triggered. The resumption of trading is subject to the SGX-ST’s requirements of at least 15 minutes after the SGX-ST approves the request from the Issuer to resume trading on the Certificates, rounded to the next quarter of an hour.

The Leverage Inverse Strategy is floored at 0 and the Certificates cannot be valued below zero.

Please refer to the “Extraordinary Strategy Adjustment for Performance Reasons (“Air Bag Mechanism”)” section on pages 23 to 25 below and the “Description of Air Bag Mechanism” section on pages 50 to 51 of this document for further information of the Air Bag Mechanism.

Adjustments and Extraordinary Events:

The Issuer has the right to make adjustments to the terms of the Certificates if certain events, including any capitalisation issue, rights issue, extraordinary distributions, merger, delisting, insolvency (as more specifically set out in the terms and conditions of the Certificates) occur in respect of the Underlying Stock. For the avoidance of doubt, no notice will be given if the Issuer determines that adjustments will not be made.

Underlying Stock Currency:

Hong Kong Dollar (“**HKD**”)

Settlement Currency:

Singapore Dollar (“**SGD**”)

Exercise Expenses:

Certificate Holders will be required to pay all charges which are incurred in respect of the exercise of the Certificates.

Relevant Stock Exchange for the Certificates:

The Singapore Exchange Securities Trading Limited (the “**SGX-ST**”)

Relevant Stock Exchange for the Underlying Stock:

HKEX

Business Day, Settlement Business Day and Exchange Business Day:	<p>A “Business Day” or a “Settlement Business Day” is a day on which the SGX-ST is open for dealings in Singapore during its normal trading hours and banks are open for business in Singapore.</p> <p>An “Exchange Business Day” is a day on which the SGX-ST and the HKEX are open for dealings in Singapore and Hong Kong respectively during its normal trading hours and banks are open for business in Singapore and Hong Kong.</p>
Warrant Agent:	The Central Depository (Pte) Limited (“ CDP ”)
Clearing System:	CDP
Fees and Charges:	<p>Normal transaction and brokerage fees shall apply to the trading of the Certificates on the SGX-ST. Investors should note that they may be required to pay stamp taxes or other documentary charges in accordance with the laws and practices of the country where the Certificates are transferred. Investors who are in any doubt as to their tax position should consult their own independent tax advisers. In addition, investors should be aware that tax regulations and their application by the relevant taxation authorities change from time to time. Accordingly, it is not possible to predict the precise tax treatment which will apply at any given time.</p> <p>Investors holding position overnight would also be required to bear the Management Fee and Gap Premium, which are calculated daily and applied to the value of the Certificates, as well as certain costs embedded within the Leverage Inverse Strategy including the Stock Borrowing Cost and Rebalancing Cost. The Management Fee may be increased up to a maximum of 3% p.a. on giving one month’s notice to investors in accordance with the terms and conditions of the Certificates. Any increase in the Management Fee will be announced on the SGXNET.</p>
Further Information:	Please refer to the website at dlc.socgen.com for more information on the theoretical closing price of the Certificates on the previous trading day, the closing price of the Underlying Stock on the previous trading day, the Air Bag Trigger Price for each trading day and the Management Fee and Gap Premium.

Specific Definitions relating to the Leverage Inverse Strategy

Description of the Leverage Inverse Strategy

The Leverage Inverse Strategy is designed to track a 3 times daily leveraged inverse exposure to the Underlying Stock.

At the end of each trading day of the Underlying Stock, the exposure of the Leverage Inverse Strategy to the Underlying Stock is reset within the Leverage Inverse Strategy in order to retain a daily leverage of 3 times the inverse performance of the Underlying Stock (excluding costs) regardless of the performance of the Underlying Stock on the preceding day. This mechanism is referred to as the Daily Reset.

The Leverage Inverse Strategy incorporates an air bag mechanism which is designed to reduce exposure to the Underlying Stock during extreme market conditions, as further described below.

Leverage Inverse Strategy Formula

LSL_t means, for any Observation Date(t), the Leverage Inverse Strategy Closing Level as of such day (t).

Subject to the occurrence of an Intraday Restrike Event, the **Leverage Inverse Strategy Closing Level** as of such Observation Date(t) is calculated in accordance with the following formulae:

On Observation Date(1):

$$LSL_1 = 1000$$

On each subsequent Observation Date(t):

$$LSL_t = \text{Max}[LSL_{t-1} \times (1 + LR_{t-1,t} - FC_{t-1,t} - SB_{t-1,t} - RC_{t-1,t}), 0]$$

LR_{t-1,t} means the Leveraged Return of the Underlying Stock between Observation Date(t-1) and Observation Date(t) closing prices, calculated as follows:

$$LR_{t-1,t} = \text{Leverage} \times \left(\frac{S_t}{S_{t-1} \times Rfactor_t} - 1 \right)$$

FC_{t-1,t} means, the Funding Cost between Observation Date(t-1) (included) and Observation Date(t) (excluded) calculated as follows:

$$FC_{t-1,t} = (\text{Leverage} - 1) \times \frac{\text{Rate}_{t-1} \times \text{ACT}(t-1, t)}{\text{DayCountBasisRate}}$$

SB_{t-1,t} means the Stock Borrowing Cost between Observation Date(t-1) (included) and Observation Date(t) (excluded) calculated as follows:

$$SB_{t-1,t} = -\text{Leverage} \times \frac{\text{CB} \times \text{ACT}(t-1, t)}{\text{DayCountBasisRate}}$$

CB means the Cost of Borrowing applicable that is equal to 3.50%.

RC_{t-1,t} means the Rebalancing Cost of the Leverage Inverse Strategy on Observation Date (t), calculated as follows:

$$RC_{t-1,t} = \text{Leverage} \times (\text{Leverage} - 1) \times \left(\left| \frac{S_t}{S_{t-1} \times Rfactor_t} - 1 \right| \right) \times \text{TC}$$

TC means the Transaction Costs applicable (including Stamp Duty and any other applicable taxes, levies and costs which may be levied on the stock transactions on the Relevant Stock Exchange for the Underlying Stock by the applicable regulatory authorities from time to time) that are currently equal to:

0.11%

“Stamp Duty” refers to the applicable rate of stamp duty on the stock transactions in the jurisdiction of the Relevant Stock Exchange for the Underlying Stock, which may be changed by the applicable regulatory authorities from time to time.

Leverage	-3
S_t	means, in respect of each Observation Date(t), the Closing Price of the Underlying Stock as of such Observation Date(t), subject to the adjustments and provisions of the Conditions.
$Rate_t$	means, in respect of each Observation Date(t), the Overnight HKD Hong Kong Interbank Offered Rate (HIBOR) Fixing, as published on Reuters RIC HIBKDON= or any successor page, being the rate as of day (t), provided that if any of such rate is not available, then that rate shall be determined by reference to the latest available rate that was published on the relevant Reuters page. Upon the occurrence or likely occurrence, as determined by the Calculation Agent, of modification, the permanent or indefinite cancellation or cessation in the provision of HIBOR, or a regulator or other official sector entity prohibits the use of HIBOR, the Calculation Agent may make adjustments as it may determine appropriate to account for the relevant event or circumstance, including but not limited to using any alternative rates from such date, with or without retroactive effect as the Calculation Agent may in its sole and absolute discretion determine.
$Rfactor_t$	<p>means, in the event Observation Date (t) is an ex-dividend date of the Underlying Stock, an amount determined by the Calculation Agent, subject to the adjustments and provisions of the Conditions, according to the following formula:</p> $Rfactor_t = 1 - \frac{Div_t}{S_{t-1}}$ <p>where</p> <p>Div_t is the dividend to be paid out in respect of the Underlying Stock and the relevant ex-dividend date which shall be considered gross of any applicable withholding taxes.</p>
$ACT(t-1,t)$	$ACT(t-1;t)$ means the number of calendar days between the Underlying Stock Business Day immediately preceding the Observation Date (which is "t-1") (included) and the Observation Date (which is "t") (excluded).
DayCountBasis	365
Rate	
Benchmark Fallback	upon the occurrence or likely occurrence, as determined by the Calculation Agent, of a Reference Rate Event, the Calculation Agent may make adjustments as it may determine appropriate to account for the relevant event or circumstance, including but not limited to using any alternative rates from such date, with or without retroactive effect as the Calculation Agent may in its sole and absolute discretion determine.
Reference Rate Event	<p>means, in respect of the Reference Rate any of the following has occurred or will occur:</p> <ul style="list-style-type: none"> (i) a Reference Rate Cessation; (ii) an Administrator/Benchmark Event; or (iii) a Reference Rate is, with respect to over-the-counter derivatives transactions which reference such Reference Rate, the subject of any market-wide development formally agreed upon by the International Swaps and Derivative Association (ISDA)

or the Asia Securities Industry & Financial Markets Association (ASIFMA), pursuant to which such Reference Rate is, on a specified date, replaced with a risk-free rate (or near risk-free rate) established in order to comply with the recommendations in the Financial Stability Board's paper titled "Reforming Major Interest Rate Benchmarks" dated 22 July 2014.

**Reference Rate
Cessation**

means, for a Reference Rate, the occurrence of one or more of the following events:

(i) a public statement or publication of information by or on behalf of the administrator of the Reference Rate announcing that it has ceased or will cease to provide the Reference Rate permanently or indefinitely, provided that, at the time of the statement or publication, there is no successor administrator that will continue to provide the Reference Rate;

(ii) a public statement or publication of information by the regulatory supervisor for the administrator of the Reference Rate, the central bank for the currency of the Reference Rate, an insolvency official with jurisdiction over the administrator for the Reference Rate, a resolution authority with jurisdiction over the administrator for the Reference Rate or a court or an entity with similar insolvency or resolution authority over the administrator for the Reference Rate, which states that the administrator of the Reference Rate has ceased or will cease to provide the Reference Rate permanently or indefinitely, provided that, at the time of the statement or publication, there is no successor administrator that will continue to provide the Reference Rate; or

(iii) in respect of a Reference Rate, a public statement or publication of information by the regulatory supervisor for the administrator of such Reference Rate announcing that (a) the regulatory supervisor has determined that such Reference Rate is no longer, or as of a specified future date will no longer be, representative of the underlying market and economic reality that such Reference Rate is intended to measure and that representativeness will not be restored and (b) it is being made in the awareness that the statement or publication will engage certain contractual triggers for fallbacks activated by pre-cessation announcements by such supervisor (howsoever described) in contracts;

**Administrator/
Benchmark
Event**

means, for a Reference Rate, any authorisation, registration, recognition, endorsement, equivalence decision, approval or inclusion in any official register in respect of the Reference Rate or the administrator or sponsor of the Benchmark has not been, or will not be, obtained or has been, or will be, rejected, refused, suspended or withdrawn by the relevant competent authority or other relevant official body, in each case with the effect that either the Issuer, the Calculation Agent or any other entity is not, or will not be, permitted under any applicable law or regulation to use the Reference Rate to perform its or their respective obligations under the Certificates.

**Reference
Rate(s)**

means the rate(s) used in the Leverage Inverse Strategy Formula, for example SORA, SOFR and US Federal Funds Effective Rate.

Extraordinary Strategy Adjustment for Performance Reasons ("Air Bag Mechanism")

**Extraordinary Strategy
Adjustment for
Performance Reasons**

If the Calculation Agent determines that an Intraday Restrike Event has occurred during an Observation Date(t) (the **Intraday Restrike Date**, noted hereafter **IRD**), an adjustment (an **Extraordinary Strategy Adjustment for Performance**

Reasons) shall take place during such Observation Date(t) in accordance with the following provisions.

(1) Provided the last Intraday Restrike Observation Period as of such Intraday Restrike Date does not end on the TimeReferenceClosing, the Leverage Inverse Strategy Closing Level on the Intraday Restrike Date (LSL_{IRD}) should be computed as follows:

$$LSL_{IRD} = \text{Max}[ILSL_{IR(n)} \times (1 + ILR_{IR(n),IR(C)} - IRC_{IR(n),IR(C)}), 0]$$

(2) If the last Intraday Restrike Event Observation Period on the relevant Intraday Restrike Date ends on the TimeReferenceClosing:

$$LSL_{IRD} = \text{Max}[ILSL_{IR(n)}, 0]$$

$ILSL_{IR(k)}$

means, in respect of $IR(k)$, the Intraday Leverage Inverse Strategy Level in accordance with the following provisions:

(1) for $k = 1$:

$$ILSL_{IR(1)} = \text{Max}[LSL_{IRD-1} \times (1 + ILR_{IR(0),IR(1)} - FC_{IRD-1,IRD} - SB_{IRD-1,IRD} - IRC_{IR(0),IR(1)}), 0]$$

(2) for $k > 1$:

$$ILSL_{IR(k)} = \text{Max}[ILSL_{IR(k-1)} \times (1 + ILR_{IR(k-1),IR(k)} - IRC_{IR(k-1),IR(k)}), 0]$$

$ILR_{IR(k-1),IR(k)}$

means the Intraday Leveraged Return between $IR(k-1)$ and $IR(k)$, calculated as follows:

$$ILR_{IR(k-1),IR(k)} = \text{Leverage} \times \left(\frac{IS_{IR(k)}}{IS_{IR(k-1)}} - 1 \right)$$

$IRC_{IR(k-1),IR(k)}$

means the Intraday Rebalancing Cost of the Leverage Inverse Strategy in respect of $IR(k)$ on a given Intraday Restrike Date, calculated as follows:

$$IRC_{IR(k-1),IR(k)} = \text{Leverage} \times (\text{Leverage} - 1) \times \left(\left| \frac{IS_{IR(k)}}{IS_{IR(k-1)}} - 1 \right| \right) \times TC$$

$IS_{IR(k)}$

means the Underlying Stock Price in respect of $IR(k)$ computed as follows:

(1) for $k=0$

$$IS_{IR(0)} = S_{IRD-1} \times R_{factor_{IRD}}$$

(2) for $k=1$ to n

means in respect of $IR(k)$, the highest price of the Underlying Stock during the respective Intraday Restrike Observation Period

(3) with respect to $IR(C)$

$$IS_{IR(C)} = S_{IRD}$$

In each case, subject to the adjustments and provisions of the Conditions.

$IR(k)$

For $k=0$, means the scheduled close for the Relevant Stock Exchange for the Underlying Stock (or any successor thereto) on the Observation Date immediately preceding the relevant Intraday Restrike Date;

For $k=1$ to n , means the k^{th} Intraday Restrike Event on the relevant Intraday Restrike Date.

IR(C)	means the scheduled close for the Relevant Stock Exchange for the Underlying Stock (or any successor thereto) on the relevant Intraday Restrike Date.
n	means the number of Intraday Restrike Events that occurred on the relevant Intraday Restrike Date.
Intraday Restrike Event	<p>means in respect of an Observation Date(t):</p> <p>(1) provided no Intraday Restrike Event has previously occurred on such Observation Date (t), the increase at any Calculation Time of the Underlying Stock price by 20% or more compared with the relevant Underlying Stock Price $IS_{IR(0)}$ as of such Calculation Time.</p> <p>(2) if k Intraday Restrike Events have occurred on the relevant Intraday Restrike Date, the increase at any Calculation Time of the Underlying Stock price by 20% or more compared with the relevant Underlying Stock Price $IS_{IR(k)}$ as of such Calculation Time.</p>
Calculation Time	means any time between the TimeReferenceOpening and the TimeReferenceClosing, provided that the relevant data is available to enable the Calculation Agent to determine the Leverage Inverse Strategy Level.
TimeReferenceOpening	means the scheduled opening time (including pre-opening session or opening auction, as the case may be) for the Relevant Stock Exchange for the Underlying Stock (or any successor thereto).
TimeReferenceClosing	means the scheduled closing time (including closing auction session) for the Relevant Stock Exchange for the Underlying Stock (or any successor thereto).
Intraday Restrike Event Observation Period	<p>means in respect of an Intraday Restrike Event, the period starting on and excluding the Intraday Restrike Event Time and finishing on and including the sooner between (1) the time falling 15 minutes of continuous trading after the Intraday Restrike Event Time and (2) the TimeReferenceClosing.</p> <p>Where, during such period, the Calculation Agent determines that (1) the trading in the Underlying Stock is disrupted or subject to suspension or limitation or (2) the Relevant Stock Exchange for the Underlying Stock is not open for continuous trading, the Intraday Restrike Event Observation Period will be extended to the extent necessary until (1) the trading in the Underlying Stock is no longer disrupted, suspended or limited and (2) the Relevant Stock Exchange for the Underlying Stock is open for continuous trading.</p>
Intraday Restrike Event Time	means in respect of an Intraday Restrike Event, the Calculation Time on which such event occurs.

The Conditions set out in the section headed “Terms and Conditions of the European Style Cash Settled Long/Short Certificates on Single Equities” in the Base Listing Document are set out below. This section is qualified in its entirety by reference to the detailed information appearing elsewhere in this document which shall, to the extent so specified or to the extent inconsistent with the relevant Conditions set out below, replace or modify the relevant Conditions for the purpose of the Certificates.

TERMS AND CONDITIONS OF THE EUROPEAN STYLE CASH SETTLED LONG/SHORT CERTIFICATES ON SINGLE EQUITIES

1. Form, Status and Guarantee, Transfer and Title

- (a) *Form.* The Certificates (which expression shall, unless the context otherwise requires, include any further certificates issued pursuant to Condition 11) are issued subject to and with the benefit of:-
- (i) a master instrument by way of deed poll (the “**Master Instrument**”) dated 14 June 2024, made by SG Issuer (the “**Issuer**”) and Société Générale (the “**Guarantor**”); and
 - (ii) a warrant agent agreement (the “**Master Warrant Agent Agreement**” or “**Warrant Agent Agreement**”) dated any time before or on the Closing Date, made between the Issuer and the Warrant Agent for the Certificates.

Copies of the Master Instrument and the Master Warrant Agent Agreement or Warrant Agent Agreement are available for inspection at the specified office of the Warrant Agent.

The holders of the Certificates (the “**Certificate Holders**”) are entitled to the benefit of, are bound by and are deemed to have notice of all the provisions of the Master Instrument and the Master Warrant Agent Agreement or Warrant Agent Agreement.

- (b) *Status and Guarantee.* The Certificates constitute direct, general and unsecured obligations of the Issuer and rank, and will rank, equally among themselves and *pari passu* with all other present and future unsecured and unsubordinated obligations of the Issuer (save for statutorily preferred exceptions). The Certificates provide for cash settlement on exercise. The Certificates do not entitle Certificate Holders to the delivery of any Underlying Stock, are not secured by the Underlying Stock and do not entitle Certificate Holders to any interest in any Underlying Stock.

The due and punctual payment of any amounts due by the Issuer in respect of the Certificates issued by the Issuer is unconditionally and irrevocably guaranteed by the Guarantor as provided in the Guarantee (each such amount payable under the Guarantee, a “**Guarantee Obligation**”).

The Guarantee Obligations will constitute direct, unconditional, unsecured and unsubordinated obligations of the Guarantor ranking as senior preferred obligations as provided for in Article L. 613-30-3 I 3° of the French Code *Monétaire et Financier* (the “**Code**”).

Such Guarantee Obligations rank and will rank equally and rateably without any preference or priority among themselves and:

- (i) *pari passu* with all other direct, unconditional, unsecured and unsubordinated obligations of the Guarantor outstanding as of the date of the entry into force of the law no. 2016-1691 (the “**Law**”) on 11 December 2016;
- (ii) *pari passu* with all other present or future direct, unconditional, unsecured and senior preferred obligations (as provided for in Article L. 613-30-3 I 3° of the Code) of the Guarantor issued after the date of the entry into force of the Law on 11 December 2016;
- (iii) junior to all present or future claims of the Guarantor benefiting from the statutorily preferred exceptions; and
- (iv) senior to all present and future senior non-preferred obligations (as provided for in Article L.613-30-3 I 4° of the Code) of the Guarantor.

In the event of the failure of the Issuer to promptly perform its obligations to any Certificate Holder under the terms of the Certificates, such Certificate Holder may, but is not obliged to, give written notice to the Guarantor at Société Générale, Tour Société Générale, 75886 Paris Cedex 18, France marked for the attention of SEGL/JUR/OMF - Market Transactions & Financing.

- (c) **Transfer.** The Certificates are represented by a global warrant certificate (“**Global Warrant**”) which will be deposited with The Central Depository (Pte) Limited (“**CDP**”). Certificates in definitive form will not be issued. Transfers of Certificates may be effected only in Board Lots or integral multiples thereof. All transactions in (including transfers of) Certificates, in the open market or otherwise, must be effected through a securities account with CDP. Title will pass upon registration of the transfer in the records maintained by CDP.
- (d) **Title.** Each person who is for the time being shown in the records maintained by CDP as entitled to a particular number of Certificates shall be treated by the Issuer, the Guarantor and the Warrant Agent as the holder and absolute owner of such number of Certificates, notwithstanding any notice to the contrary. The expression “**Certificate Holder**” shall be construed accordingly.
- (e) **Bail-In.** By the acquisition of Certificates, each Certificate Holder (which, for the purposes of this Condition, includes any current or future holder of a beneficial interest in the Certificates) acknowledges, accepts, consents and agrees:
 - (i) to be bound by the effect of the exercise of the Bail-In Power (as defined below) by the Relevant Resolution Authority (as defined below) on the Issuer’s liabilities under the Certificates, which may include and result in any of the following, or some combination thereof:
 - (A) the reduction of all, or a portion, of the Amounts Due (as defined below), on a permanent basis;
 - (B) the conversion of all, or a portion, of the Amounts Due into shares, other securities or other obligations of the Issuer or the Guarantor or another person (and the issue to the Certificate Holder of such shares, securities or obligations), including by means of an amendment, modification or variation of the Conditions of the Certificates, in which case the Certificate Holder agrees to accept in lieu of its rights under the Certificates any such shares, other securities or other obligations of the Issuer or the Guarantor or another person;

- (C) the cancellation of the Certificates; and/or
- (D) the amendment or alteration of the expiration of the Certificates or amendment of the amounts payable on the Certificates, or the date on which the amounts become payable, including by suspending payment for a temporary period; and

that terms of the Certificates are subject to, and may be varied, if necessary, to give effect to the exercise of the Bail-In Power by the Relevant Resolution Authority or the regulator,

(the “**Statutory Bail-In**”);

- (ii) if the Relevant Resolution Authority exercises its Bail-In Power on liabilities of the Guarantor, pursuant to Article L.613-30-3-I-3 of the French Monetary and Financial Code (the “**Code**”):

- (A) ranking:
 - (1) junior to liabilities of the Guarantor benefitting from statutorily preferred exceptions pursuant to Article L.613-30-3-I 1° and 2 of the Code;
 - (2) *pari passu* with liabilities of the Guarantor as defined in Article L.613-30-3-I-3 of the Code; and
 - (3) senior to liabilities of the Guarantor as defined in Article L.613-30-3-I-4 of the Code; and
- (B) which are not *titres non structurés* as defined under Article R.613-28 of the Code, and
- (C) which are not or are no longer eligible to be taken into account for the purposes of the MREL (as defined below) ratio of the Guarantor

and such exercise of the Bail-In Power results in the write-down or cancellation of all, or a portion of, the principal amount of, or the outstanding amount payable in respect of, and/or interest on, such liabilities, and/or the conversion of all, or a portion, of the principal amount of, or the outstanding amount payable in respect of, or interest on, such liabilities into shares or other securities or other obligations of the Guarantor or another person, including by means of variation to their terms and conditions in order to give effect to such exercise of Bail-In Power, then the Issuer’s obligations under the Certificates will be limited to (i) payment of the amount as reduced or cancelled that would be recoverable by the Certificate Holders and/or (ii) the delivery or the payment of value of the shares or other securities or other obligations of the Guarantor or another person that would be paid or delivered to the Certificate Holders as if, in either case, the Certificates had been directly issued by the Guarantor itself and any Amount Due under the Certificates had accordingly been directly subject to the exercise of the Bail-In Power (the “**Contractual Bail-in**”).

No repayment or payment of the Amounts Due will become due and payable or be paid after the exercise of the Statutory Bail-In with respect to the Issuer or the Guarantor unless, at the time such repayment or payment, respectively, is scheduled to become due, such repayment or payment would be permitted to be made by the Issuer or the

Guarantor under the applicable laws and regulations in effect in France or Luxembourg and the European Union applicable to the Issuer or the Guarantor or other members of its group.

No repayment or payment of the Amounts Due will become due and payable or be paid under the Certificates issued by SG Issuer after implementation of the Contractual Bail-in.

Upon the exercise of the Statutory Bail-in or upon implementation of the Contractual Bail-in with respect to the Certificates, the Issuer or the Guarantor will provide a written notice to the Certificate Holders in accordance with Condition 9 as soon as practicable regarding such exercise of the Statutory Bail-in or implementation of the Contractual Bail-in. Any delay or failure by the Issuer or the Guarantor to give notice shall not affect the validity and enforceability of the Statutory Bail-in or Contractual Bail-in nor the effects on the Certificates described above.

Neither a cancellation of the Certificates, a reduction, in part or in full, of the Amounts Due, the conversion thereof into another security or obligation of the Issuer or the Guarantor or another person, as a result of the exercise of the Statutory Bail-in or the implementation of the Contractual Bail-in with respect to the Certificates will be an event of default or otherwise constitute non-performance of a contractual obligation, or entitle the Certificate Holder to any remedies (including equitable remedies) which are hereby expressly waived.

The matters set forth in this Condition shall be exhaustive on the foregoing matters to the exclusion of any other agreements, arrangements or understandings between the Issuer, the Guarantor and each Certificate Holder. No expenses necessary for the procedures under this Condition, including, but not limited to, those incurred by the Issuer and the Guarantor, shall be borne by any Certificate Holder.

For the purposes of this Condition:

“Amounts Due” means any amounts due by the Issuer under the Certificates.

“Bail-In Power” means any statutory cancellation, write-down and/or conversion power existing from time to time under any laws, regulations, rules or requirements relating to the resolution of banks, banking group companies, credit institutions and/or investment firms, including but not limited to any such laws, regulations, rules or requirements that are implemented, adopted or enacted within the context of a European Union directive or regulation of the European Parliament and of the Council establishing a framework for the recovery and resolution of credit institutions and investment firms, or any other applicable laws or regulations, as amended, or otherwise, pursuant to which obligations of a bank, banking group company, credit institution or investment firm or any of its affiliates can be reduced, cancelled, varied or otherwise modified in any way and/or converted into shares or other securities or obligations of the obligor or any other person.

“MREL” means the Minimum Requirement for own funds and Eligible Liabilities as defined in Directive 2014/59/EU of the European Parliament and of the Council of 15 May 2014 establishing a framework for the recovery and resolution of credit institutions and investment firms (as amended from time to time).

“Relevant Resolution Authority” means any authority with the ability to exercise the Bail-in Power on Societe Generale or SG Issuer as the case may be.

2. Certificate Rights and Exercise Expenses

- (a) *Certificate Rights.* Every Certificate entitles each Certificate Holder, upon due exercise and on compliance with Condition 4, to payment by the Issuer of the Cash Settlement Amount (as defined below) (if any) in the manner set out in Condition 4.

The “**Cash Settlement Amount**”, in respect of each Certificate, shall be an amount payable in the Settlement Currency equal to the Closing Level multiplied by the Notional Amount per Certificate.

The “**Closing Level**”, in respect of each Certificate, shall be an amount payable in the Settlement Currency equal to:

$$\left(\frac{\text{Final Reference Level} \times \text{Final Exchange Rate}}{\text{Initial Reference Level} \times \text{Initial Exchange Rate}} - \text{Strike Level} \right) \times \text{Hedging Fee Factor}$$

If the Issuer determines, in its sole discretion, that on the Valuation Date or any Observation Date a Market Disruption Event has occurred, then that Valuation Date or Observation Date shall be postponed until the first succeeding Exchange Business Day or Underlying Stock Business Day, as the case may be, on which there is no Market Disruption Event, unless there is a Market Disruption Event on each of the five Exchange Business Days or Underlying Stock Business Days, as the case may be, immediately following the original date that, but for the Market Disruption Event, would have been a Valuation Date or an Observation Date. In that case:-

- (i) that fifth Exchange Business Day or Underlying Stock Business Day, as the case may be, shall be deemed to be the Valuation Date or the Observation Date notwithstanding the Market Disruption Event; and
- (ii) the Issuer shall determine the Final Reference Level or the relevant closing level on the basis of its good faith estimate of the Final Reference Level or the relevant closing level that would have prevailed on that fifth Exchange Business Day or Underlying Stock Business Day, as the case may be, but for the Market Disruption Event.

“**Market Disruption Event**” means the occurrence or existence of (i) any suspension of trading on the Relevant Stock Exchange of the Underlying Stock requested by the Company if that suspension is, in the determination of the Issuer, material, (ii) any suspension of or limitation imposed on trading (including but not limited to unforeseen circumstances such as by reason of movements in price exceeding limits permitted by the Relevant Stock Exchange or any act of God, war, riot, public disorder, explosion, terrorism or otherwise) on the Relevant Stock Exchange in the Underlying Stock if that suspension or limitation is, in the determination of the Issuer, material, or (iii) the closing of the Relevant Stock Exchange or a disruption to trading on the Relevant Stock Exchange if that disruption is, in the determination of the Issuer, material as a result of the occurrence of any act of God, war, riot, public disorder, explosion or terrorism.

- (b) *Exercise Expenses.* Certificate Holders will be required to pay all charges which are incurred in respect of the exercise of the Certificates (the “**Exercise Expenses**”). An amount equivalent to the Exercise Expenses will be deducted by the Issuer from the Cash Settlement Amount in accordance with Condition 4. Notwithstanding the foregoing, the Certificate Holders shall account to the Issuer on demand for any Exercise Expenses to the extent that they were not or could not be deducted from the Cash Settlement Amount prior to the date of payment of the Cash Settlement Amount to the Certificate Holders in accordance with Condition 4.

- (c) No Rights. The purchase of Certificates does not confer on the Certificate Holders any right (whether in respect of voting, dividend or other distributions in respect of the Underlying Stock or otherwise) which the holder of an Underlying Stock may have.

3. Expiry Date

Unless automatically exercised in accordance with Condition 4(b), the Certificates shall be deemed to expire at 10:00 a.m. (Singapore time) on the Expiry Date or if the Expiry Date is not a Business Day (as defined below), the immediately preceding Business Day.

4. Exercise of Certificates

- (a) *Exercise.* Certificates may only be exercised on the Expiry Date or if the Expiry Date is not a Business Day, the immediately preceding Business Day, in accordance with Condition 4(b).
- (b) *Automatic Exercise.* Certificate Holders shall not be required to deliver an exercise notice. Exercise of Certificates shall be determined by whether the Cash Settlement Amount (less any Exercise Expenses) is positive. If the Cash Settlement Amount (less any Exercise Expenses) is positive, all Certificates shall be deemed to have been automatically exercised at 10:00 a.m. (Singapore time) on the Expiry Date or if the Expiry Date is not a Business Day, the immediately preceding Business Day. The Cash Settlement Amount less the Exercise Expenses in respect of the Certificates shall be paid in the manner set out in Condition 4(c) below. In the event the Cash Settlement Amount (less any Exercise Expenses) is zero, all Certificates shall be deemed to have expired at 10:00 a.m. (Singapore time) on the Expiry Date or if the Expiry Date is not a Business Day, the immediately preceding Business Day, and Certificate Holders shall not be entitled to receive any payment from the Issuer in respect of the Certificates.
- (c) *Settlement.* In respect of Certificates which are automatically exercised in accordance with Condition 4(b), the Issuer will pay to the relevant Certificate Holder the Cash Settlement Amount (if any) in the Settlement Currency. The aggregate Cash Settlement Amount (less any Exercise Expenses) shall be despatched as soon as practicable and no later than five Settlement Business Days (as defined in the relevant Supplemental Listing Document and subject to extension upon the occurrence of a Settlement Disruption Event (as defined below)) following the Expiry Date by way of crossed cheque or other payment in immediately available funds drawn in favour of the Certificate Holder only (or, in the case of joint Certificate Holders, the first-named Certificate Holder) appearing in the records maintained by CDP. Any payment made pursuant to this Condition 4(c) shall be delivered at the risk and expense of the Certificate Holder and posted to the Certificate Holder's address appearing in the records maintained by CDP (or, in the case of joint Certificate Holders, to the address of the first-named Certificate Holder appearing in the records maintained by CDP). If the Cash Settlement Amount is equal to or less than the determined Exercise Expenses, no amount is payable.

If the Issuer determines, in its sole discretion, that on any Settlement Business Day during the period of five Settlement Business Days following the Expiry Date a Settlement Disruption Event has occurred, such Settlement Business Day shall be postponed to the next Settlement Business Day on which the Issuer determines that the Settlement Disruption Event is no longer subsisting and such period shall be extended accordingly, provided that the Issuer and/or the Guarantor shall make their best endeavours to implement remedies as soon as reasonably practicable to eliminate

the impact of the Settlement Disruption Event on its/their payment obligations under the Certificates and/or the Guarantee.

“Settlement Disruption Event” means the occurrence or existence of any malicious action or attempt initiated to steal, expose, alter, disable or destroy information through unauthorised access to, or maintenance or use of, the Computer Systems of the Issuer, the Guarantor, the Calculation Agent, their respective affiliates (the “SG Group”), their IT service providers, by (and without limitation) the use of malware, ransomware, phishing, denial or disruption of service or cryptojacking or any unauthorized entry, removal, reproduction, transmission, deletion, disclosure or modification preventing the Issuer, the Guarantor and/or the Calculation Agent to perform their obligations under the Certificates, and notwithstanding the implementation of processes, required, as the case may be, by the laws and regulations applicable to the Issuer, the Guarantor, the Calculation Agent and their affiliates, or their IT service providers to improve their resilience to these actions and attempts.

“Computer System” means all the computer resources including, in particular: hardware, software packages, software, databases and peripherals, equipment, networks, electronic installations for storing computer data, including Data. The Computer System shall be understood to be that which (i) belongs to the SG Group and/or (ii) is rented, operated or legally held by the SG Group under a contract with the holder of the rights to the said system and/or (iii) is operated on behalf of the SG Group by a third party within the scope of a contractual relationship and/or (iv) is made available to the SG Group under a contract within the framework of a shared system (in particular cloud computing).

“Data” means any digital information, stored or used by the Computer System, including confidential data.

- (d) *CDP not liable.* CDP shall not be liable to any Certificate Holder with respect to any action taken or omitted to be taken by the Issuer or the Warrant Agent in connection with the exercise of the Certificates or otherwise pursuant to or in connection with these Conditions.
- (e) *Business Day.* In these Conditions, a **“Business Day”** shall be a day on which the SGX-ST is open for dealings in Singapore during its normal trading hours and banks are open for business in Singapore.

5. Warrant Agent

- (a) *Warrant Agent.* The Issuer reserves the right, subject to the appointment of a successor, at any time to vary or terminate the appointment of the Warrant Agent and to appoint another Warrant Agent provided that it will at all times maintain a Warrant Agent which, so long as the Certificates are listed on the SGX-ST, shall be in Singapore. Notice of any such termination or appointment and of any change in the specified office of the Warrant Agent will be given to the Certificate Holders in accordance with Condition 9.
- (b) *Agent of Issuer.* The Warrant Agent will be acting as agent of the Issuer and will not assume any obligation or duty to or any relationship of agency or trust for the Certificate Holders. All determinations and calculations by the Warrant Agent under these Conditions shall (save in the case of manifest error) be final and binding on the Issuer and the Certificate Holders.

6. Adjustments

- (a) *Potential Adjustment Event.* Following the declaration by a Company of the terms of any Potential Adjustment Event (as defined below), the Issuer will determine whether such Potential Adjustment Event has a dilutive or concentrative or other effect on the theoretical value of the Underlying Stock and, if so, will (i) make the corresponding adjustment, if any, to any one or more of the Conditions as the Issuer determines appropriate to account for that dilutive or concentrative or other effect, and (ii) determine the effective date of that adjustment. The Issuer may, but need not, determine the appropriate adjustment by reference to the adjustment in respect of such Potential Adjustment Event made by an exchange on which options or futures contracts on the Underlying Stock are traded.
- (b) *Definitions.* “**Potential Adjustment Event**” means any of the following:
- (i) a subdivision, consolidation, reclassification or other restructuring of the Underlying Stock (excluding a Merger Event) or a free distribution or dividend of any such Underlying Stock to existing holders by way of bonus, capitalisation or similar issue;
 - (ii) a distribution or dividend to existing holders of the Underlying Stock of (1) such Underlying Stock, or (2) other share capital or securities granting the right to payment of dividends and/or the proceeds of liquidation of the Company equally or proportionately with such payments to holders of such Underlying Stock, or (3) share capital or other securities of another issuer acquired by the Company as a result of a “spin-off” or other similar transaction, or (4) any other type of securities, rights or warrants or other assets, in any case for payment (in cash or otherwise) at less than the prevailing market price as determined by the Issuer;
 - (iii) an extraordinary dividend;
 - (iv) a call by the Company in respect of the Underlying Stock that is not fully paid;
 - (v) a repurchase by the Company of the Underlying Stock whether out of profits or capital and whether the consideration for such repurchase is cash, securities or otherwise;
 - (vi) with respect to a Company an event that results in any shareholder rights pursuant to a shareholder rights agreement or other plan or arrangement of the type commonly referred to as a “poison pill” being distributed, or becoming separated from shares of common stock or other shares of the capital stock of such Company (provided that any adjustment effected as a result of such an event shall be readjusted upon any redemption of such rights); or
 - (vii) any other event that may have, in the opinion of the Issuer, a dilutive or concentrative or other effect on the theoretical value of the Underlying Stock.
- (c) *Merger Event, Tender Offer, Nationalisation and Insolvency.* If a Merger Event, Tender Offer, Nationalisation or Insolvency occurs in relation to the Underlying Stock, the Issuer may take any action described below:
- (i) determine the appropriate adjustment, if any, to be made to any one or more of the Conditions to account for the Merger Event, Tender Offer,

Nationalisation or Insolvency, as the case may be, and determine the effective date of that adjustment. The Issuer may, but need not, determine the appropriate adjustment by reference to the adjustment in respect of the Merger Event, Tender Offer, Nationalisation or Insolvency made by an options exchange to options on the Underlying Stock traded on that options exchange;

- (ii) cancel the Certificates by giving notice to the Certificate Holders in accordance with Condition 9. If the Certificates are so cancelled, the Issuer will pay an amount to each Certificate Holder in respect of each Certificate held by such Certificate Holder which amount shall be the fair market value of a Certificate taking into account the Merger Event, Tender Offer, Nationalisation or Insolvency, as the case may be, less the cost to the Issuer and/or any of its affiliates of unwinding any underlying related hedging arrangements, all as determined by the Issuer in its reasonable discretion. Payment will be made in such manner as shall be notified to the Certificate Holders in accordance with Condition 9; or
- (iii) following any adjustment to the settlement terms of options on the Underlying Stock on such exchange(s) or trading system(s) or quotation system(s) as the Issuer in its reasonable discretion shall select (the “**Option Reference Source**”) make a corresponding adjustment to any one or more of the Conditions, which adjustment will be effective as of the date determined by the Issuer to be the effective date of the corresponding adjustment made by the Option Reference Source. If options on the Underlying Stock are not traded on the Option Reference Source, the Issuer will make such adjustment, if any, to any one or more of the Conditions as the Issuer determines appropriate, with reference to the rules and precedents (if any) set by the Option Reference Source, to account for the Merger Event, Tender Offer, Nationalisation or Insolvency, as the case may be, that in the determination of the Issuer would have given rise to an adjustment by the Option Reference Source if such options were so traded.

Once the Issuer determines that its proposed course of action in connection with a Merger Event, Tender Offer, Nationalisation or Insolvency, it shall give notice to the Certificate Holders in accordance with Condition 9 stating the occurrence of the Merger Event, Tender Offer, Nationalisation or Insolvency, as the case may be, giving details thereof and the action proposed to be taken in relation thereto. Certificate Holders should be aware that due to the nature of such events, the Issuer will not make an immediate determination of its proposed course of action or adjustment upon the announcement or occurrence of a Merger Event, Tender Offer, Nationalisation or Insolvency.

- (d) *Definitions.* “**Insolvency**” means that by reason of the voluntary or involuntary liquidation, bankruptcy, insolvency, dissolution or winding-up of or any analogous proceeding affecting a Company (i) all the Underlying Stock of that Company is required to be transferred to a trustee, liquidator or other similar official or (ii) holders of the Underlying Stock of that Company become legally prohibited from transferring them. “**Merger Date**” means the closing date of a Merger Event or, where a closing date cannot be determined under the local law applicable to such Merger Event, such other date as determined by the Issuer. “**Merger Event**” means, in respect of the Underlying Stock, any (i) reclassification or change of such Underlying Stock that

results in a transfer of or an irrevocable commitment to transfer all of such Underlying Stock outstanding to another entity or person, (ii) consolidation, amalgamation, merger or binding share exchange of a Company with or into another entity or person (other than a consolidation, amalgamation, merger or binding share exchange in which such Company is the continuing entity and which does not result in reclassification or change of all of such Underlying Stock outstanding), (iii) takeover offer, exchange offer, solicitation, proposal or other event by any entity or person to purchase or otherwise obtain 100 per cent. of the outstanding Underlying Stock of the Company that results in a transfer of or an irrevocable commitment to transfer all such Underlying Stock (other than such Underlying Stock owned or controlled by such other entity or person), or (iv) consolidation, amalgamation, merger or binding share exchange of the Company or its subsidiaries with or into another entity in which the Company is the continuing entity and which does not result in a reclassification or change of all such Underlying Stock outstanding but results in the outstanding Underlying Stock (other than Underlying Stock owned or controlled by such other entity) immediately prior to such event collectively representing less than 50 per cent. of the outstanding Underlying Stock immediately following such event, in each case if the Merger Date is on or before the Valuation Date. “**Nationalisation**” means that all the Underlying Stock or all or substantially all of the assets of a Company are nationalised, expropriated or are otherwise required to be transferred to any governmental agency, authority, entity or instrumentality thereof. “**Tender Offer**” means a takeover offer, tender offer, exchange offer, solicitation, proposal or other event by any entity or person that results in such entity or person purchasing, or otherwise obtaining or having the right to obtain, by conversion or other means, greater than 10 per cent. and less than 100 per cent. of the outstanding voting shares of the Company, as determined by the Issuer, based upon the making of filings with governmental or self-regulatory agencies or such other information as the Issuer deems relevant.

- (e) Subdivision or Consolidation of the Certificates. The Issuer reserves the right to subdivide or consolidate the Certificates, provided that such adjustment is considered by the Issuer not to be materially prejudicial to the Certificate Holders generally (without considering the circumstances of any individual Certificate Holder or the tax or other consequences of such adjustment or amendment in any particular jurisdiction) and subject to the approval of the SGX-ST.
- (f) *Other Adjustments.* Except as provided in this Condition 6 and Conditions 10 and 12, adjustments will not be made in any other circumstances, subject to the right reserved by the Issuer (such right to be exercised in the Issuer's sole discretion and without any obligation whatsoever) to make such adjustments and amendments as it believes appropriate in circumstances where an event or events occur which it believes in its sole discretion (and notwithstanding any prior adjustment made pursuant to the above) should, in the context of the issue of the Certificates and the obligations of the Issuer, give rise to such adjustment or, as the case may be, amendment provided that such adjustment or, as the case may be, amendment is considered by the Issuer not to be materially prejudicial to the Certificate Holders generally (without considering the circumstances of any individual Certificate Holder or the tax or other consequences of such adjustment or amendment in any particular jurisdiction).
- (g) *Notice of Adjustments.* All determinations made by the Issuer pursuant hereto will be conclusive and binding on the Certificate Holders. The Issuer will give, or procure that there is given, notice as soon as practicable of any adjustment and of the date from which such adjustment is effective by publication in accordance with Condition 9. For

the avoidance of doubt, no notice will be given if the Issuer determines that adjustments will not be made.

6A. US withholding tax implications on the Payment

Notwithstanding any other provision of these Conditions, in no event will the Issuer or the Guarantor be required to pay any additional amounts in respect of the Certificates for, or on account of, any withholding or deduction (i) required pursuant to an agreement described in Section 1471(b) of the U.S. Internal Revenue Code of 1986, as amended (the “**US Code**”), or otherwise imposed pursuant to Sections 1471 through 1474 of the US Code, any regulations or agreements thereunder, or any official interpretations thereof, or any law implementing an intergovernmental approach thereto, (ii) imposed pursuant to the Section 871(m) Regulations (“**Section 871(m) Withholding**”) or (iii) imposed by any other law of the United States. In addition, in determining the amount of Section 871(m) Withholding imposed on any payments on the Certificates, the Issuer shall be entitled to withhold on any “dividend equivalent” (as defined for purposes of Section 871(m) of the US Code) at the highest rate applicable to such payments regardless of any exemption from, or reduction in, such withholding otherwise available under applicable law.

With respect to Specified Warrants that provide for net dividend reinvestment in respect of either an underlying U.S. security (i.e. a security that pays U.S. source dividends) or an index that includes U.S. securities, all payments on Certificates that reference such U.S. securities or an index that includes U.S. securities may be calculated by reference to dividends on such U.S. securities that are reinvested at a rate of 70%. In such case, in calculating the relevant payment amount, the holder will be deemed to receive, and the Issuer or the Guarantor will be deemed to withhold, 30% of any dividend equivalent payments (as defined in Section 871(m) of the Code) in respect of the relevant U.S. securities. The Issuer or the Guarantor will not pay any additional amounts to the holder on account of the Section 871(m) amount deemed withheld.

For the purpose of this Condition:

“**Section 871(m) Regulations**” means the U.S. Treasury regulations issued under Section 871(m) of the Code.

“**Specified Warrants**” means, subject to special rules from 2017 through 2026 set out in Notice 2024-44 (the **Notice**), Warrants issued on or after 1 January 2017 that substantially replicate the economic performance of one or more U.S. underlying equities as determined by the Issuer on the date for such Warrants as of which the expected delta of the product is determined by the Issuer, based on tests set out in the applicable Section 871(m) Regulations, such that the Warrants are subject to withholding under the Section 871(m) Regulations.

7. Purchases

The Issuer, the Guarantor or any of their respective subsidiaries may at any time purchase Certificates at any price in the open market or by tender or by private treaty. Any Certificates so purchased may be held or resold or surrendered for cancellation.

8. Meetings of Certificate Holders; Modification

- (a) *Meetings of Certificate Holders.* The Master Warrant Agent Agreement or Warrant Agent Agreement contains provisions for convening meetings of the Certificate Holders to consider any matter affecting their interests, including the sanctioning by Extraordinary Resolution (as defined in the Master Warrant Agent Agreement or Warrant Agent Agreement) of a modification of the provisions of the Certificates or of the Master Warrant Agent Agreement or Warrant Agent Agreement.

At least 21 days' notice (exclusive of the day on which the notice is given and of the day on which the meeting is held) specifying the date, time and place of the meeting shall be given to the Certificate Holders.

Such a meeting may be convened by the Issuer or by Certificate Holders holding not less than ten per cent. of the Certificates for the time being remaining unexercised. The quorum at any such meeting for passing an Extraordinary Resolution will be two or more persons holding or representing not less than 25 per cent. of the Certificates for the time being remaining unexercised, or at any adjourned meeting, two or more persons being or representing Certificate Holders whatever the number of Certificates so held or represented.

A resolution will be an Extraordinary Resolution when it has been passed at a duly convened meeting by not less than three-quarters of the votes cast by such Certificate Holders who, being entitled to do so, vote in person or by proxy.

An Extraordinary Resolution passed at any meeting of the Certificate Holders shall be binding on all the Certificate Holders whether or not they are present at the meeting. Resolutions can be passed in writing if passed unanimously.

- (b) *Modification.* The Issuer may, without the consent of the Certificate Holders, effect (i) any modification of the provisions of the Certificates or the Master Instrument which is not materially prejudicial to the interests of the Certificate Holders or (ii) any modification of the provisions of the Certificates or the Master Instrument which is of a formal, minor or technical nature, which is made to correct an obvious error or which is necessary in order to comply with mandatory provisions of Singapore law. Any such modification shall be binding on the Certificate Holders and shall be notified to them by the Warrant Agent before the date such modification becomes effective or as soon as practicable thereafter in accordance with Condition 9.

9. Notices

- (a) *Documents.* All cheques and other documents required or permitted by these Conditions to be sent to a Certificate Holder or to which a Certificate Holder is entitled or which the Issuer shall have agreed to deliver to a Certificate Holder may be delivered by hand or sent by post addressed to the Certificate Holder at his address appearing in the records maintained by CDP or, in the case of joint Certificate Holders, addressed to the joint holder first named at his address appearing in the records maintained by CDP, and airmail post shall be used if that address is not in Singapore. All documents delivered or sent in accordance with this paragraph shall be delivered or sent at the risk of the relevant Certificate Holder.
- (b) *Notices.* All notices to Certificate Holders will be validly given if published in English on the web-site of the SGX-ST. Such notices shall be deemed to have been given on the date of the first such publication. If publication on the web-site of the SGX-ST is not practicable, notice will be given in such other manner as the Issuer may determine. The Issuer shall, at least one month prior to the expiry of any Certificate, give notice of the date of expiry of such Certificate in the manner prescribed above.

10. Liquidation

In the event of a liquidation or dissolution of the Company or the appointment of a liquidator (including a provisional liquidator) or receiver or judicial manager or trustee or administrator or analogous person under Singapore or other applicable law in respect of the whole or substantially the whole of its undertaking, property or assets, all unexercised Certificates will lapse and shall cease to

be valid for any purpose, in the case of voluntary liquidation, on the effective date of the relevant resolution and, in the case of an involuntary liquidation or dissolution, on the date of the relevant court order or, in the case of the appointment of a liquidator (including a provisional liquidator) or receiver or judicial manager or trustee or administrator or analogous person under Singapore or other applicable law in respect of the whole or substantially the whole of its undertaking, property or assets, on the date when such appointment is effective but subject (in any such case) to any contrary mandatory requirement of law. In the event of the voluntary liquidation of the Company, the Issuer shall make such adjustments or amendments as it reasonably believes are appropriate in the circumstances.

11. Further Issues

The Issuer shall be at liberty from time to time, without the consent of the Certificate Holders, to create and issue further certificates so as to form a single series with the Certificates, subject to the approval of the SGX-ST.

12. Delisting

- (a) Delisting. If at any time, the Underlying Stock ceases to be listed on the Relevant Stock Exchange, the Issuer shall give effect to these Conditions in such manner and make such adjustments and amendments to the rights attaching to the Certificates as it shall, in its absolute discretion, consider appropriate to ensure, so far as it is reasonably able to do so, that the interests of the Certificate Holders generally are not materially prejudiced as a consequence of such delisting (without considering the individual circumstances of any Certificate Holder or the tax or other consequences that may result in any particular jurisdiction).
- (b) Issuer's Determination. The Issuer shall determine, in its absolute discretion, any adjustment or amendment and its determination shall be conclusive and binding on the Certificate Holders save in the case of manifest error. Notice of any adjustments or amendments shall be given to the Certificate Holders in accordance with Condition 9 as soon as practicable after they are determined.

13. Early Termination

- (a) *Early Termination for Illegality and Force Majeure, etc.* If the Issuer determines that a Regulatory Event (as defined below) has occurred and, for reasons beyond its control, the performance of its obligations under the Certificates has become illegal or impractical in whole or in part for any reason, or the Issuer determines that, for reasons beyond its control, it is no longer legal or practical for it to maintain its hedging arrangements with respect to the Certificates for any reason, the Issuer may in its discretion and without obligation terminate the Certificates early in accordance with Condition 13(e).

Should any one or more of the provisions contained in the Conditions be or become invalid, the validity of the remaining provisions shall not in any way be affected thereby.

For the purposes of this Condition:

"Regulatory Event" means, following the occurrence of a Change in Law (as defined below) with respect to the Issuer and/or Société Générale as Guarantor or in any other capacity (including without limitation as hedging counterparty of the Issuer, market maker of the Certificates or direct or indirect shareholder or sponsor of the Issuer) or any of its affiliates involved in the issuer of the Certificates (hereafter the **"Relevant Affiliates"** and each of the Issuer, Société Générale and the Relevant Affiliates, a **"Relevant Entity"**) that, after the Certificates have been issued, (i) any Relevant Entity

would incur a materially increased (as compared with circumstances existing prior to such event) amount of tax, duty, liability, penalty, expense, fee, cost or regulatory capital charge however defined or collateral requirements for performing its obligations under the Certificates or hedging the Issuer's obligations under the Certificates, including, without limitation, due to clearing requirements of, or the absence of, clearing of the transactions entered into in connection with the issue of, or hedging the Issuer's obligation under, the Certificates, (ii) it is or will become for any Relevant Entity impracticable, impossible (in each case, after using commercially reasonable efforts), unlawful, illegal or otherwise prohibited or contrary, in whole or in part, under any law, regulation, rule, judgement, order or directive of any governmental, administrative or judicial authority, or power, applicable to such Relevant Entity (a) to hold, acquire, issue, reissue, substitute, maintain, settle, or as the case may be, guarantee, the Certificates, (b) to acquire, hold, sponsor or dispose of any asset(s) (or any interest thereof) of any other transaction(s) such Relevant Entity may use in connection with the issue of the Certificates or to hedge the Issuer's obligations under the Certificates, (c) to perform obligations in connection with, the Certificates or any contractual arrangement entered into between the Issuer and Société Générale or any Relevant Affiliate (including without limitation to hedge the Issuer's obligations under the Certificates) or (d) to hold, acquire, maintain, increase, substitute or redeem all or a substantial part of its direct or indirect shareholding in the Issuer's capital or the capital of any Relevant Affiliate or to directly or indirectly sponsor the Issuer or any Relevant Affiliate, or (iii) there is or may be a material adverse effect on a Relevant Entity in connection with the issue of the Certificates.

"Change in law" means (i) the adoption, enactment, promulgation, execution or ratification of any applicable new law, regulation or rule (including, without limitation, any applicable tax law, regulation or rule) after the Certificates have been issued, (ii) the implementation or application of any applicable law, regulation or rule (including, without limitation, any applicable tax law, regulation or rule) already in force when the Certificates have been issued but in respect of which the manner of its implementation or application was not known or unclear at the time, or (iii) the change of any applicable law, regulation or rule existing when the Certificates are issued, or the change in the interpretation or application or practice relating thereto, existing when the Certificates are issued of any applicable law, regulation or rule, by any competent court, tribunal, regulatory authority or any other entity exercising executive, legislative, judicial, taxing, regulatory or administrative powers or functions of or pertaining to government (including any additional or alternative court, tribunal, authority or entity, to that existing when the Certificates are issued).

- (b) *Early Termination for Holding Limit Event.* The Issuer may in its discretion and without obligation terminate the Certificates early in accordance with Condition 13(e) where a Holding Limit Event (as defined below) occurs.

For the purposes of this Condition:

"Holding Limit Event" means, assuming the investor is the Issuer and/or any of its affiliates, the Issuer together with its affiliates, in aggregate hold, an interest in the Underlying Stock, constituting or likely to constitute (directly or indirectly) ownership, control or the power to vote a percentage of any class of voting securities of the Underlying Stock, of the Underlying Stock in excess of a percentage permitted or advisable, as determined by the Issuer, for the purpose of its compliance with the Bank Holding Company Act of 1956 as amended by Section 619 of the Dodd-Frank Wall

Street Reform and Consumer Protection Act (the Volcker Rule), including any requests, regulations, rules, guidelines or directives made by the relevant governmental authority under, or issued by the relevant governmental authority in connection with, such statutes.

- (c) *Early Termination for Hedging Disruption.* If the Issuer or any of its affiliates is, following commercially reasonable efforts, not in the position (i) to enter, re-enter, replace, maintain, liquidate, acquire or dispose of any Hedge Positions (as defined below) or (ii) to freely realize, recover, receive, repatriate, remit, regain or transfer the proceeds of any Hedge Position (where either (i) or (ii) shall constitute a "**Hedging Disruption**"), the Issuer may terminate the Certificates early in accordance with Condition 13(e) provided that the intrinsic value on the previous trading day of the relevant Certificate is at or above the Issue Price. The Issuer's decision on whether a Hedging Disruption has occurred is final and conclusive. For the avoidance of doubt, Hedging Disruptions shall include the scenario where any Hedge Position cannot be maintained up to the amount necessary to cover all of the Issuer's obligations under the Certificates.

For the purposes hereof, "**Hedge Positions**" means any one or more commercially reasonable (i) positions (including long or short positions) or contracts in, or relating to, securities, options, futures, other derivatives contracts or foreign exchange, (ii) stock loan or borrowing transactions or (iii) other instruments, contracts, transactions or arrangements (howsoever described) that the Issuer or any of its affiliates determines necessary to hedge, individually or on a portfolio basis, any risk (including, without limitation, market risk, price risk, foreign exchange risk and interest rate risk) in relation to the assumption and fulfilment of the Issuer's obligations under the Certificates.

- (d) *Early Termination for other reasons.* The Issuer reserves the right (such right to be exercised in the Issuer's sole and unfettered discretion and without any obligation whatsoever) to terminate the Certificates in accordance with Condition 13(e) where an event or events occur which it believes in its sole discretion should, in the context of the issue of the Certificates and the obligations of the Issuer, give rise to such termination provided that such termination (i) is considered by the Issuer not to be materially prejudicial to the interests of Certificate Holders generally (without considering the circumstances of any individual Certificate Holder or the tax or other consequences of such termination in any particular jurisdiction); or (ii) is otherwise considered by the Issuer to be appropriate and such termination is approved by the SGX-ST.
- (e) *Termination.* If the Issuer terminates the Certificates early, the Issuer will give notice to the Certificate Holders in accordance with Condition 9. The Issuer will, if and to the extent permitted by applicable law, pay an amount to each Certificate Holder in respect of each Certificate held by such holder equal to the fair market value of a Certificate notwithstanding such illegality, impracticality or the relevant event less the cost to the Issuer of unwinding any underlying related hedging arrangements, all as determined by the Issuer in its sole and absolute discretion. The determination of the fair market value may deviate from the determination of the Cash Settlement Amount under different scenarios, including but not limited to, where (i) the Daily Reset (as defined in the relevant Supplemental Listing Document) mechanism is suspended and/or (ii) the Final Reference Level is determined based on the closing price of the Underlying Stock on multiple Underlying Stock Business Days or Exchange Business Days, as the case may be. Payment will be made in such manner as shall be notified to the Certificate Holders in accordance with Condition 9.

14. Substitution of the Issuer

The Issuer may be replaced by the Guarantor or any subsidiary of the Guarantor as principal obligor in respect of the Certificates without the consent of the relevant Certificate Holders. If the Issuer determines that it shall be replaced by the Guarantor or any subsidiary of the Guarantor (the “**Substituted Obligor**”), it shall give at least 90 days’ notice (exclusive of the day on which the notice is given and of the day on which the substitution is effected) specifying the date of the substitution, in accordance with Condition 9, to the Certificate Holders of such event and, immediately on the expiry of such notice, the Substituted Obligor shall become the principal obligor in place of the Issuer and the Certificate Holders shall thereupon cease to have any rights or claims whatsoever against the Issuer.

Upon any such substitution, all references to the Issuer in the Conditions and all agreements relating to the Certificates will be to the Substituted Obligor and the Certificates will be modified as required, and the Certificate Holders will be notified of the modified terms and conditions of such Certificates in accordance with Condition 9.

For the purposes of this Condition, it is expressly agreed that by subscribing to, acquiring or otherwise purchasing or holding the Certificates, the Certificate Holders are expressly deemed to have consented to the substitution of the Issuer by the Substituted Obligor and to the release of the Issuer from any and all obligations in respect of the Certificates and all agreements relating thereto and are expressly deemed to have accepted such substitution and the consequences thereof.

15. Governing Law

The Certificates, the Master Instrument and the Master Warrant Agent Agreement or Warrant Agent Agreement will be governed by and construed in accordance with Singapore law. The Issuer and the Guarantor and each Certificate Holder (by its purchase of the Certificates) shall be deemed to have submitted for all purposes in connection with the Certificates, the Master Instrument and the Master Warrant Agent Agreement or Warrant Agent Agreement to the non-exclusive jurisdiction of the courts of Singapore. The Guarantee shall be governed by and construed in accordance with Singapore law.

16. Prescription

Claims against the Issuer for payment of any amount in respect of the Certificates will become void unless made within six years of the Expiry Date and, thereafter, any sums payable in respect of such Certificates shall be forfeited and shall revert to the Issuer.

17. Contracts (Rights of Third Parties) Act 2001 of Singapore

Unless otherwise provided in the Global Warrant, the Master Instrument and the Master Warrant Agent Agreement or Warrant Agent Agreement, a person who is not a party to any contracts made pursuant to the Global Warrant, the Master Instrument and the Master Warrant Agent Agreement or Warrant Agent Agreement has no rights under the Contracts (Rights of Third Parties) Act 2001 of Singapore to enforce any terms of such contracts. Except as expressly provided herein, the consent of any third party is not required for any subsequent agreement by the parties hereto to amend or vary (including any release or compromise of any liability) or terminate such contracts.

SUMMARY OF THE ISSUE

The following is a summary of the issue and should be read in conjunction with, and is qualified by reference to, the other information set out in this document and the Base Listing Document. Terms used in this Summary are defined in the Conditions.

Issuer:	SG Issuer
Company:	Alibaba Group Holding Limited
The Certificates:	European Style Cash Settled Short Certificates relating to the Underlying Stock
Number:	2,000,000 Certificates
Form:	The Certificates will be issued subject to, and with the benefit of, a master instrument by way of deed poll dated 14 June 2024 (the “ Master Instrument ”) and executed by the Issuer and the Guarantor and a master warrant agent agreement dated 29 May 2017 (the “ Master Warrant Agent Agreement ”) and made between the Issuer, the Guarantor and the Warrant Agent (as amended and/or supplemented from time to time).
Cash Settlement Amount:	In respect of each Certificate, is the amount (if positive) equal to: Notional Amount per Certificate x Closing Level
Denominations:	Certificates are represented by a global warrant in respect of all the Certificates.
Exercise:	The Certificates may only be exercised on the Expiry Date or if the Expiry Date is not a Business Day, the immediately preceding Business Day, in a Board Lot or integral multiples thereof. Certificate Holders will not be required to deliver an exercise notice. If the Cash Settlement Amount (less any Exercise Expenses) is positive, all Certificates will be deemed to have been automatically exercised at 10:00 a.m. (Singapore time) on the Expiry Date or if the Expiry Date is not a Business Day, the immediately preceding Business Day. The Cash Settlement Amount less the Exercise Expenses in respect of the Certificates shall be paid in the manner set out in Condition 4(c) of the Conditions. In the event the Cash Settlement Amount (less any Exercise Expenses) is zero, all Certificates shall be deemed to have expired at 10:00 a.m. (Singapore time) on the Expiry Date or if the Expiry Date is not a Business Day, the immediately preceding Business Day, and Certificate Holders shall not be entitled to receive any payment from the Issuer in respect of the Certificates.
Exercise and Trading Currency:	SGD
Board Lot:	100 Certificates

Transfers of Certificates:	Certificates may only be transferred in Board Lots (or integral multiples thereof). All transfers in Certificates, in the open market or otherwise, must be effected through a securities account with CDP. Title will pass upon registration of the transfer in the records of CDP.
Listing:	Application has been made to the SGX-ST for permission to deal in and for quotation of the Certificates and the SGX-ST has agreed in principle to grant permission to deal in and for quotation of the Certificates. Issue of the Certificates is conditional on such listing being granted. It is expected that dealings in the Certificates on the SGX-ST will commence on or about 27 May 2025.
Governing Law:	The laws of Singapore
Warrant Agent:	The Central Depository (Pte) Limited 4 Shenton Way #02-01 SGX Centre 2 Singapore 068807
Further Issues:	Further issues which will form a single series with the Certificates will be permitted, subject to the approval of the SGX-ST.

The above summary is qualified in its entirety by reference to the detailed information appearing elsewhere in this document and the Base Listing Document.

INFORMATION RELATING TO THE EUROPEAN STYLE CASH SETTLED SHORT CERTIFICATES ON SINGLE EQUITIES

What are European Style Cash Settled Short Certificates on Single Equities?

European style cash settled short certificates on single equities (the “**Certificates**”) are structured products relating to the Underlying Stock and the return on a Certificate is linked to the performance of the Leverage Inverse Strategy.

A) Cash Settlement Amount Payable upon the Exercise of the Certificates at Expiry

Upon the exercise of the Certificates at expiry, the Certificate Holders would be paid a Cash Settlement Amount in respect of each Certificate.

The Cash Settlement Amount, in respect of each Certificate, shall be an amount payable in the Settlement Currency equal to the Closing Level multiplied by the Notional Amount per Certificate.

The Closing Level, in respect of each Certificate, shall be an amount payable in the Settlement Currency equal to (1) divided by (2) less (3) subject to any adjustments such as (4), where:

- (1) is the Final Reference Level multiplied by the Final Exchange Rate;
- (2) is the Initial Reference Level multiplied by the Initial Exchange Rate;
- (3) is the Strike Level; and
- (4) is the Hedging Fee Factor.

If the Cash Settlement Amount (less any Exercise Expenses) is positive, all Certificates shall be deemed to have been automatically exercised and investors will receive a Cash Settlement Amount. If the Cash Settlement Amount (less any Exercise Expenses) is zero, all Certificates shall be deemed to have expired. Please refer to the section headed “Terms and Conditions of the European Style Cash Settled Long/Short Certificates on Single Equities” for further details on the calculation of the Cash Settlement Amount.

The Certificates are only suitable for investors who believe that the price of the Underlying Stock will decrease and are seeking short-term leveraged inverse exposure to the Underlying Stock.

B) Trading the Certificates before Expiry

If the Certificate Holders want to cash out their investments in the Certificates before the expiry of the Certificates, they may sell the Certificates in the secondary market during the life of the Certificates, and would be subject to the following fees and charges:

- (i) For Certificate Holders who trade the Certificates intraday: shall pay normal transaction and brokerage fees for the trading of the Certificates on the SGX-ST, and may be required to pay stamp taxes or other documentary charges in accordance with the laws and practices of the country where the Certificates are transferred; and
- (ii) For Certificate Holders who hold the Certificates overnight: in addition to the normal transaction and brokerage fees and applicable stamp taxes, would also be required to bear the Management Fee and Gap Premium as well as certain costs embedded within the Leverage Inverse Strategy including the Stock Borrowing Cost and Rebalancing Cost.

Illustration of the Calculation of Hedging Fee Factor

Hedging Fee Factor	=	Product of the Daily Fees
--------------------	---	---------------------------

Daily Fees	=	Daily Management Fee Adjustment
		$1 - \text{Management Fee} \times \text{ACT} (t-1;t) / 360$
		x
		Daily Gap Premium Adjustment
		$1 - \text{Gap Premium} (t-1) \times \text{ACT} (t-1;t) / 360$

Illustration of the Calculation of Cash Settlement Amount

Cash Settlement Amount = Final Value of Certificates – Strike Level (zero)

Value of Certificates	=	$t^7=0$	x	$t=1$	x	$t=2$	x ...	$t=i$
		Notional Amount		Leverage Inverse Strategy daily performance ⁸ x Daily Fees		Leverage Inverse Strategy daily performance x Daily Fees		Leverage Inverse Strategy Daily performance x Daily Fees

Value of Certificates	=	$t=0$	x	Product of the daily Leverage Inverse Strategy Performance	x	Product of the Daily Fees (Hedging Fee Factor)
		Notional Amount		Leverage Inverse Strategy daily performance x Leverage Inverse Strategy daily performance		Daily Fees x Daily Fees

Final Value of Certificates	=	$t=0$	x	Final Reference Level x Final Exchange Rate ÷ Initial Reference Level x Initial Exchange Rate	x	Hedging Fee Factor
		Notional Amount				

Illustration of the applicable fees and charges for an intraday trading scenario

Hedging Fee is implemented overnight in the price of the Certificate. As a consequence, when trading intraday, investors will not bear any Hedging Fee.

Investors will only support bid/ask costs, which are the difference between the price at which the Designated Market Maker purchases (bid) and sells (ask) the Certificate at any point of time.

⁷ "t" refers to "Observation Date" which means each Underlying Stock Business Day (subject to Market Disruption Event) from (and including) the Underlying Stock Business Day immediately preceding the Expected Listing Date to the Valuation Date.

⁸ Leverage Inverse Strategy daily performance is computed as the Leverage Inverse Strategy Closing Level on Business Day (t) divided by the Leverage Inverse Strategy Closing Level on Business Day (t-1).

Example of Calculation of Hedging Fee Factor and Cash Settlement Amount

The example is purely hypothetical. We include the example to illustrate how the Certificates work, and you MUST NOT rely on them as any indication of the actual return or what the payout on the Certificates might actually be. The example also assumes a product which expires 16 days after listing date, to illustrate the daily calculation of price, costs and fees from listing date to expiry date.

Assuming an investor purchases the following Certificates at the Issue Price:

Underlying Stock:	Ordinary shares of Alibaba Group Holding Limited traded in HKD
Expected Listing Date:	03/07/2018
Expiry Date:	18/07/2018
Initial Reference Level:	1,000
Initial Exchange Rate:	1
Final Reference Level:	1,200
Final Exchange Rate:	1
Issue Price:	5.00 SGD
Notional Amount per Certificate:	5.00 SGD
Management Fee (p.a.):	0.40%
Gap Premium (p.a.):	9.00%
Strike Level:	Zero

Hedging Fee Factor

Hedging Fee Factor on the n^{th} Underlying Stock Business Day after issuance of Certificate ("HFF (n)") is calculated as follows:

$$\text{HFF}(0) = 100\%$$

On Next Calendar Day (assuming it is an Underlying Stock Business Day):

$$\text{HFF}(1) = \text{HFF}(0) \times \left(1 - \text{Management Fee} \times \frac{\text{ACT}(t-1; t)}{360}\right) \times \left(1 - \text{Gap Premium} \times \frac{\text{ACT}(t-1; t)}{360}\right)$$

$$\text{HFF}(1) = 100\% \times \left(1 - 0.40\% \times \frac{1}{360}\right) \times \left(1 - 9.00\% \times \frac{1}{360}\right)$$

$$\text{HFF}(1) = 100\% \times 99.9989\% \times 99.9750\% \approx 99.9739\%$$

Assuming 2nd Underlying Stock Business Day falls 3 Calendar Days after 1st Underlying Stock Business Day:

$$\text{HFF}(2) = \text{HFF}(1) \times \left(1 - \text{Management Fee} \times \frac{\text{ACT}(t-1; t)}{360}\right) \times \left(1 - \text{Gap Premium} \times \frac{\text{ACT}(t-1; t)}{360}\right)$$

$$\text{HFF (2)} = 99.9739\% \times \left(1 - 0.40\% \times \frac{3}{360}\right) \times \left(1 - 9.00\% \times \frac{3}{360}\right)$$

$$\text{HFF (2)} = 99.9739\% \times 99.9967\% \times 99.9250\% \approx 99.8956\%$$

The same principle applies to the following Underlying Stock Business Days:

$$\text{HFF (n)} = \text{HFF (n - 1)} \times \left(1 - \text{Management Fee} \times \frac{\text{ACT (t - 1; t)}}{360}\right) \times \left(1 - \text{Gap Premium} \times \frac{\text{ACT (t - 1; t)}}{360}\right)$$

In this example, the Hedging Fee Factor as of the Valuation Date would be equal to 99.6090% as illustrated below:

Date	HFF
3/7/2018	100.0000%
4/7/2018	99.9739%
5/7/2018	99.9478%
6/7/2018	99.9217%
9/7/2018	99.8434%
10/7/2018	99.8173%
11/7/2018	99.7913%
12/7/2018	99.7652%
13/7/2018	99.7392%
16/7/2018	99.6611%
17/7/2018	99.6350%
18/7/2018	99.6090%

Cash Settlement Amount

In this example, the Closing Level and the Cash Settlement Amount would be computed as follows:

$$\begin{aligned} \text{Closing Level} &= [(\text{Final Reference Level} \times \text{Final Exchange Rate}) / (\text{Initial Reference Level} \times \text{Initial Exchange Rate}) - \text{Strike Level}] \times \text{Hedging Fee Factor} \\ &= [(1200 \times 1) / (1000 \times 1) - 0] \times 99.6090\% \\ &= 119.53\% \end{aligned}$$

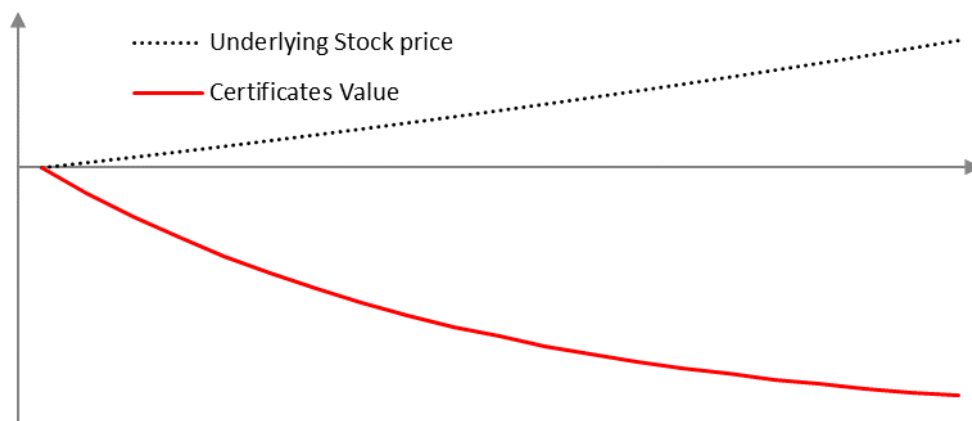
$$\begin{aligned} \text{Cash Settlement Amount} &= \text{Closing Level} \times \text{Notional Amount per Certificate} \\ &= 119.53\% \times 5.00 \text{ SGD} \\ &= \mathbf{5.977 \text{ SGD}} \end{aligned}$$

Illustration on how returns and losses can occur under different scenarios

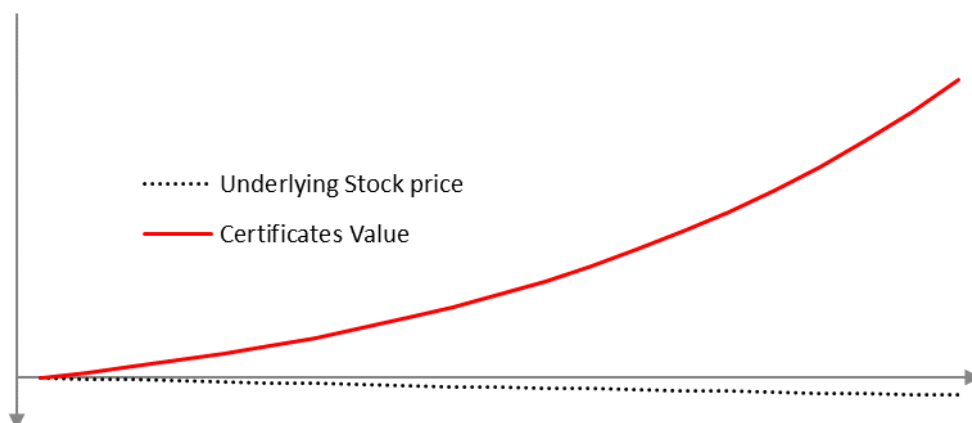
The examples are purely hypothetical and do not take fees and charges payable by investors into consideration. The examples highlight the effect of the Underlying Stock performance on the value of the Certificates and do not take into account the possible influence of fees, exchange rates, dividends, or any other market parameters.

1. Illustrative examples

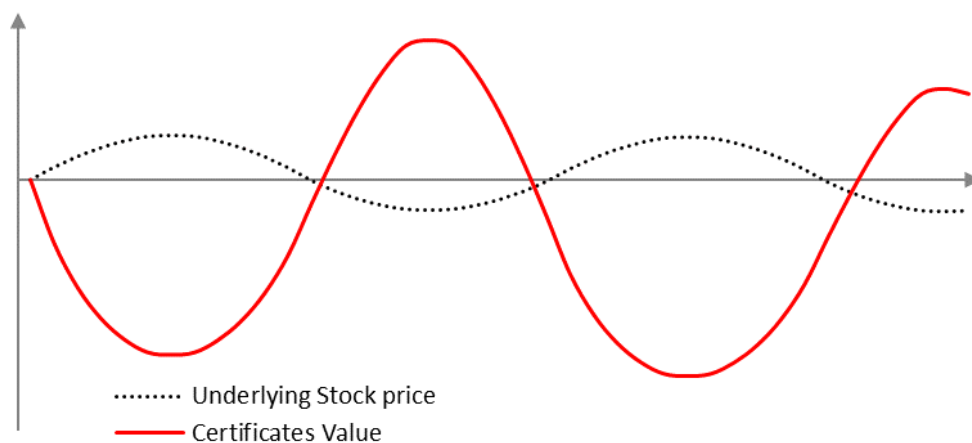
Scenario 1 – Upward Trend



Scenario 2 – Downward Trend



Scenario 3 – Volatile Market



2. Numerical Examples

Scenario 1 – Upward Trend

Underlying Stock						
	Day 0	Day 1	Day 2	Day 3	Day 4	Day 5
Daily return		2.0%	2.0%	2.0%	2.0%	2.0%
Value at end of day	10,000.0	10,200.0	10,404.0	10,612.1	10,824.3	11,040.8
Accumulated Return		2.00%	4.04%	6.12%	8.24%	10.41%

Value of the Certificates						
	Day 0	Day 1	Day 2	Day 3	Day 4	Day 5
Daily return		-6.0%	-6.0%	-6.0%	-6.0%	-6.0%
Price at end of day	5.00	4.70	4.42	4.15	3.90	3.67
Accumulated Return		-6.00%	-11.64%	-16.94%	-21.93%	-26.61%

Scenario 2 – Downward Trend

Underlying Stock						
	Day 0	Day 1	Day 2	Day 3	Day 4	Day 5
Daily return		-2.0%	-2.0%	-2.0%	-2.0%	-2.0%
Value at end of day	10,000.0	9,800.0	9,604.0	9,411.9	9,223.7	9,039.2
Accumulated Return		-2.00%	-3.96%	-5.88%	-7.76%	-9.61%

Value of the Certificates						
	Day 0	Day 1	Day 2	Day 3	Day 4	Day 5
Daily return		6.0%	6.0%	6.0%	6.0%	6.0%
Price at end of day	5.00	5.30	5.62	5.96	6.31	6.69
Accumulated Return		6.00%	12.36%	19.10%	26.25%	33.82%

Scenario 3 – Volatile Market

Underlying Stock						
	Day 0	Day 1	Day 2	Day 3	Day 4	Day 5
Daily return		2.0%	-2.0%	2.0%	-2.0%	2.0%
Value at end of day	10,000.0	10,200.0	9,996.0	10,195.9	9,992.0	10,191.8
Accumulated Return		2.00%	-0.04%	1.96%	-0.08%	1.92%

Value of the Certificates						
	Day 0	Day 1	Day 2	Day 3	Day 4	Day 5
Daily return		-6.0%	6.0%	-6.0%	6.0%	-6.0%
Price at end of day	5.00	4.70	4.98	4.68	4.96	4.67
Accumulated Return		-6.00%	-0.36%	-6.34%	-0.72%	-6.68%

Description of Air Bag Mechanism

The Certificates integrate an “Air Bag Mechanism” which is designed to reduce exposure to the Underlying Stock during extreme market conditions.

When the Air Bag triggers, this is followed by a period which is divided into two sub-periods:

- Observation Period: the price of the Underlying Stock is observed and its maximum price is recorded (i) during 15 minutes of continuous trading after the Air Bag is triggered, or (ii) until Market Close if there is less than 15 minutes of continuous trading until Market Close when the Air Bag Mechanism is triggered; and
- Reset Period: the Leverage Inverse Strategy is then reset using the maximum price of the Underlying Stock during the Observation Period as the New Observed Price. The New Observed Price replaces the last closing price of the Underlying Stock in order to compute the performance of the Leverage Inverse Strategy.

During the Observation Period and Reset Period, trading of Certificates is suspended for a period of at least 30 minutes of continuous trading after the Air Bag is triggered, and such suspension will be based on instructions provided by the Issuer to the SGX-ST for suspension of trading. Investors cannot sell or purchase any Certificates during this period.

The performance of the Leverage Inverse Strategy will be the inverse of the Underlying Stock.

For the avoidance of doubt, if the Air Bag Mechanism was triggered more than 60 minutes of continuous trading before Market Close, trading of Certificates will resume the same trading day after the Reset Period has elapsed, subject to the SGX-ST's approval to resume trading. If the Air Bag Mechanism was triggered between 45 minutes and 60 minutes of continuous trading before Market Close, trading of Certificates may or may not resume the same trading day after the Reset Period has elapsed. If the Air Bag Mechanism was triggered with only 45 minutes or less of continuous trading before Market Close, trading of Certificates resumes on the next trading day.

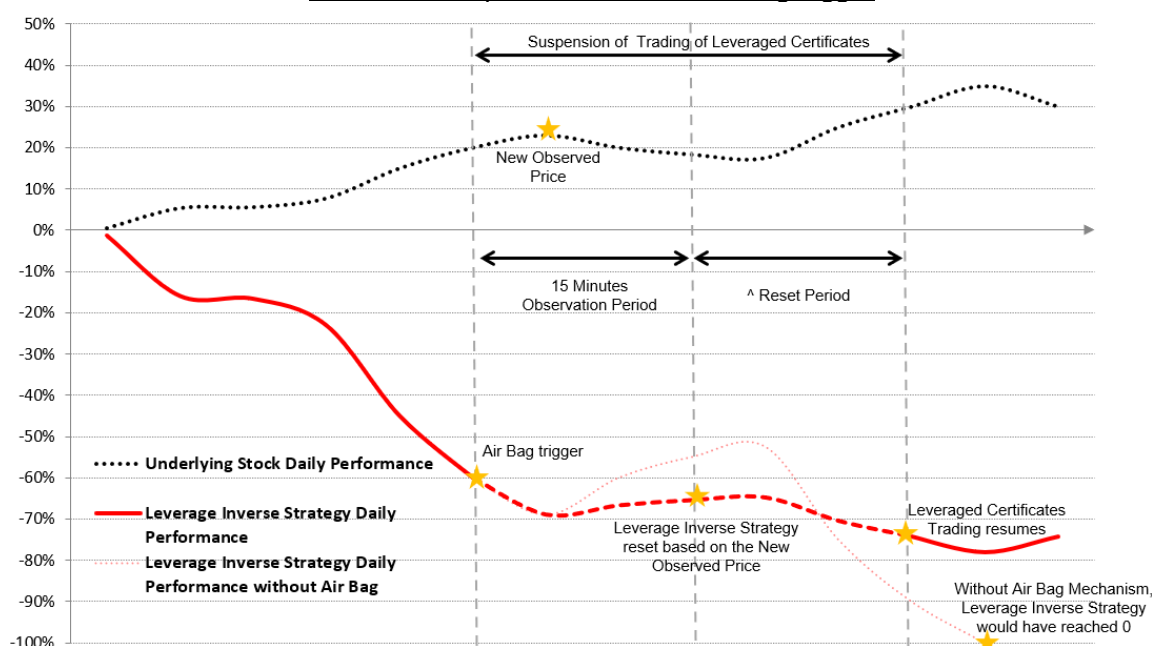
The resumption of trading is subject to the SGX-ST's requirements of at least 15 minutes after the SGX-ST approves the request from the Issuer to resume trading on the Certificates, rounded to the next quarter of an hour. The Issuer will provide at least 15 minutes' notice of the resumption of trading by making an SGXNET announcement.

With **Market Close** defined as:

- the Underlying Stock closing time, including the closing auction session, with respect to the Observation Period; and
- the sooner of (i) the Underlying Stock closing time for continuous trading and (ii) the SGX-ST closing time, with respect to the Resumption of Trading

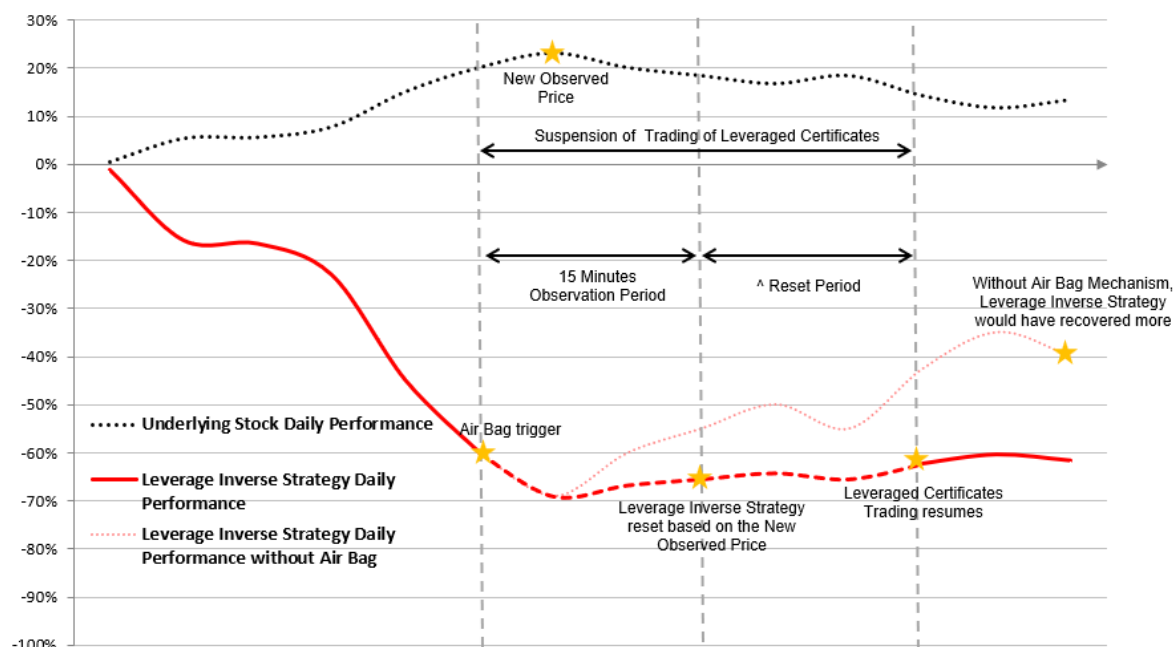
Illustrative examples of the Air Bag Mechanism⁹

Scenario 1 – Upward Trend after Air Bag trigger



^ The resumption of trading is subject to the SGX-ST's requirements of at least 15 minutes after the SGX-ST approves the request from the Issuer to resume trading on the Certificates, rounded to the next quarter of an hour.

Scenario 2 – Downward Trend after Air Bag trigger



^ The resumption of trading is subject to the SGX-ST's requirements of at least 15 minutes after the SGX-ST approves the request from the Issuer to resume trading on the Certificates, rounded to the next quarter of an hour.

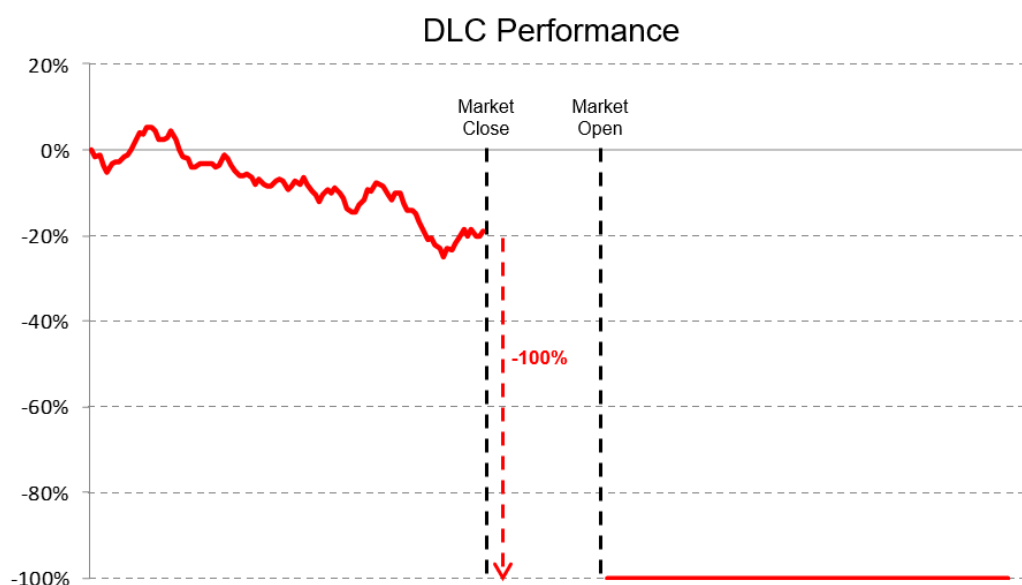
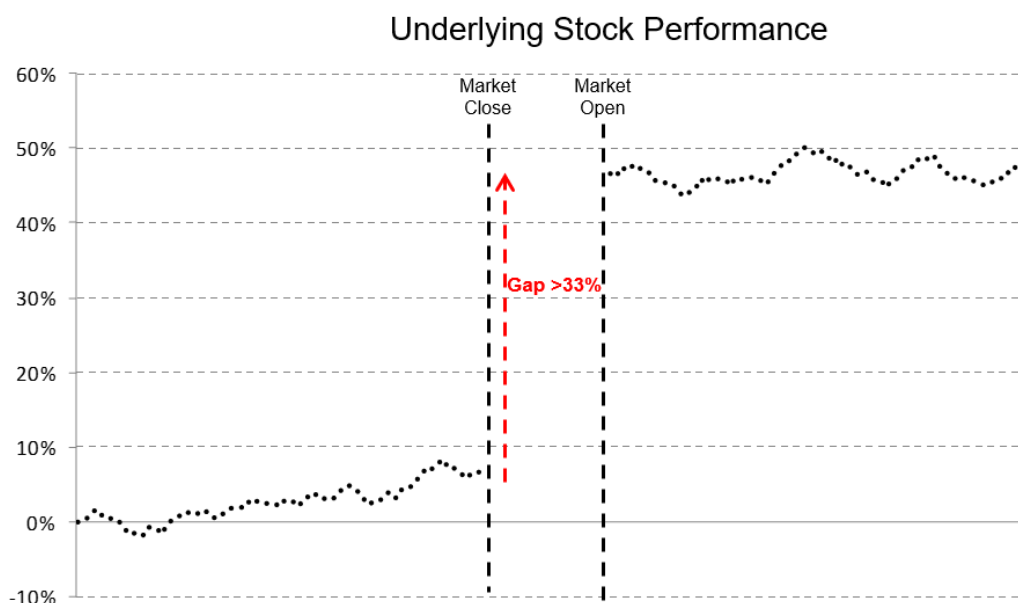
⁹ The illustrative examples are not exhaustive.

Scenarios where the investor may lose the entire value of the investment

The scenarios below are purely hypothetical and do not take fees and charges payable by investors into consideration. The scenarios highlight cases where the Certificates may lose 100% of their value.

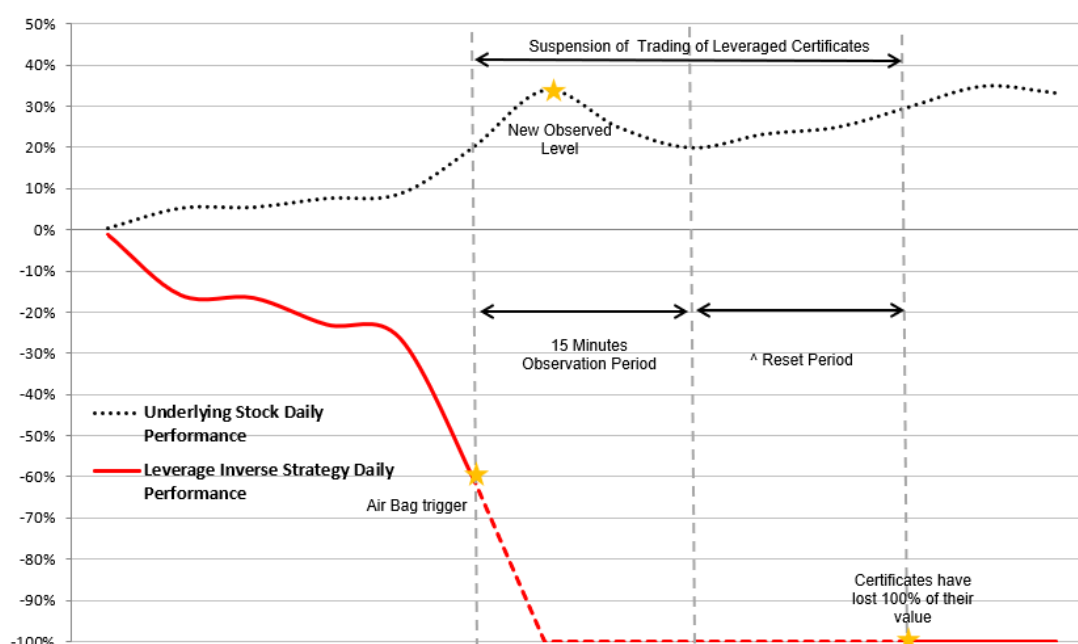
Scenario 1 – Overnight rise of the Underlying Stock

On any Underlying Stock Business Day, the opening price of the Underlying Stock may be higher or lower than the closing price on the previous trading day. The difference between the previous closing price and the opening price of the Underlying Stock is termed a “gap”. If the opening price of the Underlying Stock is approximately 33% or more above the previous trading day closing price, the Air Bag Mechanism would only be triggered when the market opens (including pre-opening session or opening auction, as the case may be) the following trading day, and the Certificates would lose their entire value in such event.



Scenario 2 – Sharp intraday rise of the Underlying Stock

Although the Air Bag Mechanism is designed to reduce the exposure to the Underlying Stock during extreme market conditions, the Certificate can lose 100% of its value in the event the price of the Underlying Stock rises by approximately 33% or more within the 15 minutes Observation Period compared to the reference price, being: (i) if air bag has not been previously triggered on the same day, the previous closing price of the Underlying Stock, or (ii) if one or more air bag have been previously triggered on the same day, the latest New Observed Price. The Certificates would lose their entire value in such event.



Examples and illustrations of adjustments due to certain corporate actions

The examples are purely hypothetical and do not take fees and charges payable by investors into consideration. The examples highlight the effect of corporate actions on the value of the Certificates and do not take into account the possible influence of fees, exchange rates, or any other market parameters.

In the case of any corporate action on the Underlying Stock, the Calculation Agent will, as soon as reasonably practical after it becomes aware of such event, determine whether such corporate action has a dilutive or concentrative effect on the theoretical value of the Underlying Stock, and if so, will (a) calculate the corresponding adjustment, if any, to be made to the elements relating to the Underlying Stock which are used to determine any settlement or payment terms under the Certificates and/or adjust at its discretion any other terms of the Certificates as it determines appropriate to preserve the economic equivalent of the obligations of the Issuer under the Certificates and (b) determine the effective date of such adjustment.

Notwithstanding the foregoing, in the event Observation Date (t) is an ex-date with respect to a corporate action related to the Underlying Stock, the Calculation Agent may, in its sole and absolute discretion, replace the $Rfactor_t$ with respect to such Observation Date (t) by an amount computed according to the following generic formula:

$$Rfactor_t = \left[1 - \frac{Div_t + DivExc_t - M \times R}{S_{t-1}} \right] \times \frac{1}{1 + M}$$

This formula is provided for indicative purposes and the Calculation Agent may determine that this formula is not appropriate for certain corporate actions and may apply a different formula instead.

Such adjustment of $Rfactor_t$ would affect the Leveraged Return, the Rebalancing Cost, and the Underlying Reference Price used to determine the Intraday Restrike Event. The Air Bag Mechanism would not be triggered if the stock price rises by 20% exclusively because of the dilutive effect of a corporate action.

Where:

$DivExc_t$ is the amount received as an Extraordinary Dividend by a holder of existing Shares for each Share held prior to the Extraordinary Dividend, net of any applicable withholding taxes.

M is the number of new Share(s) (whether a whole or a fraction) per existing Share each holder thereof is entitled to subscribe or to receive (positive amount) or the number of existing Shares redeemed or canceled per existing Share (negative amount), as the case may be, resulting from the corporate action.

R is the subscription price per Share (positive amount) or the redemption price per Share (negative amount) including any dividends or other benefits forgone to be subscribe to or to receive (as applicable), or to redeem a Share.

1. Stock split

Assuming the Underlying Stock is subject to a 1 to 2 stock split (i.e. 1 new Share for every 1 existing share):

$$S_{t-1} = \$100$$

$$S_t = \$51$$

$$Div_t = \$0$$

$$DivExc_t = \$0$$

M = 1 (i.e. 1 new Shares for 1 existing Share)

R = \$0 (no subscription price / redemption price)

$$Rfactor_t = \left[1 - \frac{0 + 0 - 2 \times 0}{100} \right] \times \frac{1}{1 + 1} = 50\%$$

As a consequence:

$$LR_{t-1,t} = \text{Leverage} \times \left(\frac{S_t}{S_{t-1} \times Rfactor_t} - 1 \right) = -3 \times \left(\frac{51}{100 \times 50\%} - 1 \right) = -6\%$$

S_{t-1}	$S_{t-1} \times Rfactor_t$	S_t	Adjusted Underlying Stock Performance
100	50	51	2%

Value of the Certificate (t-1)	Value of the Certificate (t)	Certificates' performance (excluding any cost and fees)
5.00	4.70	-6%

In such case an Intraday Restrike Event would occur if the Underlying Stock price rises to \$60, which is 20% above \$50, the Underlying Stock Reference Price.

2. Share Consolidation

Assuming the Underlying Stock is subject to a 2 to 1 share consolidation (i.e. 1 Share canceled for every 2 existing Shares):

$$S_{t-1} = \$100$$

$$S_t = \$202$$

$$\text{Div}_t = \$0$$

$$\text{DivExc}_t = \$0$$

M = -0.5 (i.e. 0.5 Shares canceled for each 1 existing Share)

R = \$0 (no subscription price / redemption price)

$$Rfactor_t = \left[1 - \frac{0 + 0 - (-0.5) \times 0}{100} \right] \times \frac{1}{1 + (-0.5)} = 200\%$$

As a consequence:

$$LR_{t-1,t} = \text{Leverage} \times \left(\frac{S_t}{S_{t-1} \times Rfactor_t} - 1 \right) = -3 \times \left(\frac{202}{100 \times 200\%} - 1 \right) = -3\%$$

S_{t-1}	$S_{t-1} \times Rfactor_t$	S_t	Adjusted Underlying Stock Performance
100	200	202	1%

Value of the Certificate (t-1)	Value of the Certificate (t)	Certificates' performance (excluding any cost and fees)
5.00	4.85	-3%

In such case an Intraday Restrike Event would occur if the Underlying Stock price rises to \$240, which is 20% above \$200, the Underlying Stock Reference Price.

3. Rights Issues

Assuming there is a rights issue with respect to the Underlying Stock, with a right to receive 1 new Share for every 2 existing Shares, for a subscription price of \$40.

$$S_{t-1} = \$100$$

$$S_t = \$84$$

$$Div_t = \$0$$

$$DivExc_t = \$0$$

$$R = \$40 \text{ (i.e. subscription price of \$40)}$$

$$M = 0.5 \text{ (i.e. 1 new share for every 2 existing shares)}$$

$$Rfactor_t = \left[1 - \frac{0 + 0 - 0.5 \times 40}{100} \right] \times \frac{1}{1 + 0.5} = 80\%$$

As a consequence:

$$LR_{t-1,t} = \text{Leverage} \times \left(\frac{S_t}{S_{t-1} \times Rfactor_t} - 1 \right) = -3 \times \left(\frac{84}{100 \times 80\%} - 1 \right) = -15\%$$

S_{t-1}	$S_{t-1} \times Rfactor_t$	S_t	Adjusted Underlying Stock Performance
100	80	84	5%

Value of the Certificate (t-1)	Value of the Certificate (t)	Certificates' performance (excluding any cost and fees)
5.00	4.25	-15%

In such case an Intraday Restrike Event would occur if the Underlying Stock price rises to \$96, which is 20% above \$80, the Underlying Stock Reference Price.

4. Bonus Issues

Assuming there is a bonus issue with respect to the Underlying Stock, where shareholders receive 1 bonus share for 5 existing shares:

$$S_{t-1} = \$100$$

$$S_t = \$85$$

$$\text{Div}_t = \$0$$

$$\text{DivExc}_t = \$0$$

$$R = \$0$$

$$M = 0.2 \text{ (i.e. 1 new share for 5 existing shares)}$$

$$Rfactor_t = \left[1 - \frac{0 + 0 - 0.2 \times 0}{100} \right] \times \frac{1}{1 + 0.2} = 83.33\%$$

As a consequence:

$$LR_{t-1,t} = \text{Leverage} \times \left(\frac{S_t}{S_{t-1} \times Rfactor_t} - 1 \right) = -3 \times \left(\frac{85}{100 \times 83.33\%} - 1 \right) = -6\%$$

S_{t-1}	$S_{t-1} \times Rfactor_t$	S_t	Adjusted Underlying Stock Performance
100	83.33	85	2%

Value of the Certificate (t-1)	Value of the Certificate (t)	Certificates' performance (excluding any cost and fees)
5.00	4.70	-6%

In such case an Intraday Restrike Event would occur if the Underlying Stock price rises to \$100, which is 20% above \$83.33, the Underlying Stock Reference Price.

5. Extraordinary Dividend

Assuming there is an extraordinary dividend of \$20 (net of taxes) paid in respect of each stock.

$$S_{t-1} = \$100$$

$$S_t = \$84$$

$$\text{Div}_t = \$0$$

$$\text{DivExc}_t = \$20$$

$$R = \$0$$

$$M = 0$$

$$Rfactor_t = \left[1 - \frac{0 + 20 - 0 \times 0}{100} \right] \times \frac{1}{1 + 0} = 80\%$$

As a consequence:

$$LR_{t-1,t} = \text{Leverage} \times \left(\frac{S_t}{S_{t-1} \times Rfactor_t} - 1 \right) = -3 \times \left(\frac{84}{100 \times 80\%} - 1 \right) = -15\%$$

S_{t-1}	$S_{t-1} \times Rfactor_t$	S_t	Adjusted Underlying Stock Performance
100	80	84	5%

Value of the Certificate (t-1)	Value of the Certificate (t)	Certificates' performance (excluding any cost and fees)
5.00	4.25	-15%

In such case an Intraday Restrike Event would occur if the Underlying Stock price rises to \$96, which is 20% above \$80, the Underlying Stock Reference Price.

INFORMATION RELATING TO THE COMPANY

All information contained in this document regarding the Company, including, without limitation, its financial information, is derived from publicly available information which appears on the web-site of Hong Kong Exchanges and Clearing Limited (the “HKExCL”) at <http://www.hkex.com.hk> and/or the Company’s web-site at <http://www.alibabagroup.com/>. The Issuer has not independently verified any of such information.

Alibaba Group Holding Limited (the “**Company**”) is an investment holding company mainly engaged in the provision of technology infrastructure and marketing platforms. The Company operates its business through nine segments. The China Commerce Retail segment is engaged in the China commerce retail business. The China Commerce Wholesale segment is mainly engaged in the operation of 1688.com. The Cloud Intelligence segment provides cloud services. The International Commerce Retail segment provides customer management services, sales of goods and logistics services. The International Commerce Wholesale segment is mainly engaged in the operation of Alibaba.com. The Cainiao Represents Logistics Services segment provides fulfilment services. The Local Services segment’s revenue includes platform commissions, logistics services revenue. The Digital Media and Entertainment segment engages in the operation of Youku and Alibaba. The All Others segment is mainly engaged in the Sun Art, Freshippo and other business.

The information set out in Appendix I of this document relates to the unaudited consolidated results of the Company and its subsidiaries for the three months and the fiscal year ended 31 March 2025 and has been extracted and reproduced from an announcement by the Company dated 15 May 2025 in relation to the same. Further information relating to the Company may be located on the web-site of the HKExCL at <http://www.hkex.com.hk>.

INFORMATION RELATING TO THE DESIGNATED MARKET MAKER

Société Générale has been appointed the designated market maker (“**DMM**”) for the Certificates. The DMM will provide competitive buy and sell quotes for the Certificates continuously during the trading hours of the SGX-ST on the following basis:

- (a) Maximum bid and offer spread : (i) when the best bid price of the Certificate is S\$10 and below: 10 ticks or S\$0.20 whichever is greater; and
(ii) when the best bid price of the Certificate is above S\$10: 5% of the best bid price of the Certificate.
- (b) Minimum quantity subject to bid and offer spread : 10,000 Certificates
- (c) Last Trading Day for Market Making : The date falling 5 Exchange Business Days immediately preceding the Expiry Date

In addition, the DMM may not provide a quotation in the following circumstances:

- (i) during the pre-market opening and five minutes following the opening of the SGX-ST on any trading day;
- (ii) if the Certificates are valueless (where the Issuer’s bid price is below the minimum bid size for such securities as prescribed by the SGX-ST);
- (iii) before the Relevant Stock Exchange for the Underlying Stock has opened and after the Relevant Stock Exchange for the Underlying Stock has closed on any trading day;
- (iv) when trading in the Underlying Stock is suspended or limited in a material way for any reason, for the avoidance of doubt, the DMM is not obliged to provide quotations for the Certificates at any time when the Underlying Stock is not negotiated/traded for any reason;
- (v) where the Certificates are suspended from trading for any reason;
- (vi) market disruption events, including, without limitation, any suspension of or limitation imposed on trading (including but not limited to unforeseen circumstances such as by reason of movements in price exceeding limits permitted by the SGX-ST or any act of God, war, riot, public disorder, explosion, terrorism or otherwise) in the Underlying Stock;
- (vii) where the Issuer or the DMM faces technical problems affecting the ability of the DMM to provide bids and offer quotations;
- (viii) where the ability of the Issuer to source a hedge or unwind an existing hedge, as determined by the Issuer in good faith, is materially affected by the prevailing market conditions, and the Issuer informs the SGX-ST of its inability to do so as soon as practicable;
- (ix) in cases where the Issuer has no Certificates to sell, then the DMM will only provide bid quotations. The DMM may provide intermittent offer quotations when it has inventory of the Certificates;
- (x) if the stock market experiences exceptional price movement and volatility;

- (xi) when it is a public holiday in Singapore and/or Hong Kong and the SGX-ST and/or the HKEX are not open for dealings; and
- (xii) during the suspension of trading of Certificates after an Air Bag Mechanism has been triggered.

The last trading day on which the DMM will provide competitive quotations for the Certificates would be the fifth Exchange Business Day immediately preceding the Expiry Date.

SUPPLEMENTAL INFORMATION RELATING TO THE ISSUER

The information set out in Appendix II of this document is a reproduction of the annual financial statements of the Issuer as at and for the year ended 31 December 2024 and its auditor's report.

SUPPLEMENTAL INFORMATION RELATING TO THE GUARANTOR

The information set out in Appendix III of this document is a reproduction of the press release dated 30 April 2025 containing the Guarantor's consolidated financial results for the first quarter ended 31 March 2025.

SUPPLEMENTAL GENERAL INFORMATION

The information set out herein is supplemental to, and should be read in conjunction with the information set out in the Base Listing Document.

1. Save as disclosed in this document and the Base Listing Document, neither the Issuer nor the Guarantor is involved in any legal or arbitration proceedings (including any proceedings which are pending or threatened of which the Issuer or the Guarantor is aware) which may have or have had in the previous 12 months a significant effect on the financial position of the Issuer or the Guarantor in the context of the issuance of the Certificates.
2. Settlement of trades done on a normal “ready basis” on the SGX-ST generally take place on the second Business Day following the transaction. Dealing in the Certificates will take place in Board Lots in Singapore dollars. For further details on the transfer of Certificates and their exercise, please refer to the section headed “Summary of the Issue” above.
3. It is not the current intention of the Issuer to apply for a listing of the Certificates on any stock exchange other than the SGX-ST.
4. Save as disclosed in the Base Listing Document and herein, there has been no material adverse change in the financial position or prospects of the Issuer since 31 December 2024 or the Guarantor since 31 March 2025, in the context of the issuance of Certificates hereunder.
5. The following contracts, relating to the issue of the Certificates, have been or will be entered into by the Issuer and/or the Guarantor and may be material to the issue of the Certificates:
 - (a) the Guarantee;
 - (b) the Master Instrument; and
 - (c) the Master Warrant Agent Agreement.

None of the directors of the Issuer and the Guarantor has any direct or indirect interest in any of the above contracts.

6. The reports of the Auditors of the Issuer and the Guarantor were not prepared exclusively for incorporation into this document.

The Auditors of the Issuer and the Guarantor have no shareholding in the Issuer or the Guarantor or any of its subsidiaries, nor do they have the right (whether legally enforceable or not) to subscribe for or to nominate persons to subscribe for securities of the Issuer or the Guarantor or any of its subsidiaries.

7. The Certificates are not fully covered by the Underlying Stock held by Issuer or a trustee for and on behalf of the Issuer. The Issuer has appropriate risk management capabilities to manage the issue of the Certificates.
8. Société Générale, Singapore Branch, currently of 8 Marina Boulevard, #12-01 Marina Bay Financial Centre Tower 1, Singapore 018981, has been authorised to accept, on behalf of the Issuer and the Guarantor, service of process and any other notices required to be served on the Issuer or the Guarantor. Any notices required to be served on the Issuer or the Guarantor should be sent to Société Générale at the above address for the attention of Société Générale Legal Department.

9. Copies of the following documents may be inspected during usual business hours on any weekday (Saturdays, Sundays and holidays excepted) at the offices of Société Générale, Singapore Branch at 8 Marina Boulevard, #12-01 Marina Bay Financial Centre Tower 1, Singapore 018981, during the period of 14 days from the date of this document:
- (a) the Memorandum and Articles of Association of the Issuer and the Constitutional Documents of the Guarantor;
 - (b) the latest financial reports (including the notes thereto) of the Issuer;
 - (c) the latest financial reports (including the notes thereto) of the Guarantor;
 - (d) the Base Listing Document (which can also be viewed at: <https://www.sgx.com/securities/prospectus-circulars-offer-documents>);
 - (e) this document; and
 - (f) the Guarantee.

PLACING AND SALE

General

No action has been or will be taken by the Issuer that would permit a public offering of the Certificates or possession or distribution of any offering material in relation to the Certificates in any jurisdiction where action for that purpose is required. No offers, sales or deliveries of any Certificates, or distribution of any offering material relating to the Certificates may be made in or from any jurisdiction except in circumstances which will result in compliance with any applicable laws or regulations and will not impose any obligation on the Issuer. In the event that the Issuer contemplates a placing, placing fees may be payable in connection with the issue and the Issuer may at its discretion allow discounts to placees.

Each Certificate Holder undertakes that it will inform any subsequent purchaser of the terms and conditions of the Certificates and all such subsequent purchasers as may purchase such securities from time to time shall be deemed to be a Certificate Holder for the purposes of the Certificates and shall be bound by the terms and conditions of the Certificates.

Singapore

This document has not been registered as a prospectus with the Monetary Authority of Singapore. Accordingly, this document and any other document or material in connection with the offer or sale, or invitation for subscription or purchase, of Certificates may not be circulated or distributed, nor may Certificates be offered or sold, or be made the subject of an invitation for subscription or purchase, whether directly or indirectly, to persons in Singapore other than pursuant to, and in accordance with the conditions of, any applicable provision of the Securities and Futures Act 2001 of Singapore.

Hong Kong

Each dealer has represented and agreed, and each further dealer appointed in respect of the Certificates and each other purchaser will be required to represent and agree, that:

- (a) it has not offered or sold and will not offer or sell in Hong Kong, by means of any document, any Certificates (except for Certificates which are a "structured product" as defined in the Securities and Futures Ordinance (Cap.571) of Hong Kong ("SFO")) other than (i) to "professional investors" as defined in the SFO and any rules made under the SFO; or (ii) in other circumstances which do not result in the document being a "prospectus", as defined in the Companies (Winding Up and Miscellaneous Provisions) Ordinance (Cap. 32) of Hong Kong ("CWUMPO") or which do not constitute an offer to the public within the meaning of the CWUMPO; and
- (b) it has not issued or had in its possession for the purposes of issue, and will not issue or have in its possession for the purposes of issue, whether in Hong Kong or elsewhere, any advertisement, invitation or document relating to the Certificates, which is directed at, or the contents of which are likely to be accessed or read by, the public of Hong Kong (except if permitted to do so under the securities laws of Hong Kong) other than with respect to Certificates which are or are intended to be disposed of only to persons outside Hong Kong or only to "professional investors" as defined in the SFO and any rules made under the SFO.

European Economic Area

Each dealer represents and agrees, and each further dealer appointed in respect of the Certificates will be required to represent and agree, that it has not offered, sold or otherwise made

available and will not offer, sell, or otherwise make available any Certificates which are the subject of the offering as contemplated by this document to any retail investor in the European Economic Area. For the purposes of this provision:

- (a) the expression “**retail investor**” means a person who is one (or more) of the following:
 - (i) a retail client as defined in point (11) of Article 4(1) of Directive 2014/65/EU (as amended, “**MiFID II**”); or
 - (ii) a customer within the meaning of Directive (EU) 2016/97 (as amended, the Insurance Distribution Directive), where that customer would not qualify as a professional client as defined in point (10) of Article 4(1) of MiFID II; or
 - (iii) not a qualified investor as defined in Regulation (EU) 2017/1129 (as amended and superseded, the Prospectus Regulation); and
- (b) the expression “**offer**” includes the communication in any form and by any means of sufficient information on the terms of the offer and the Certificates to be offered so as to enable an investor to decide to purchase or subscribe for the Certificates.

United Kingdom

Each dealer represents and agrees, and each further dealer appointed in respect of the Certificates will be required to represent and agree, that it has not offered, sold or otherwise made available and will not offer, sell or otherwise make available any Certificates which are the subject of the offering as contemplated by this document to any retail investor in the United Kingdom. For the purposes of this provision:

- (a) the expression “**retail investor**” means a person who is one (or more) of the following:
 - (i) a retail client, as defined in point (8) of Article 2 of Regulation (EU) No 2017/565 as it forms part of domestic law by virtue of the European Union (Withdrawal) Act 2018 (“**EUWA**”); or
 - (ii) a customer within the meaning of the provisions of the Financial Services and Markets Act, as amended (the “**FSMA**”) and any rules or regulations made under the FSMA to implement Directive (EU) 2016/97, where that customer would not qualify as a professional client, as defined in point (8) of Article 2(1) of Regulation (EU) No 600/2014 as it forms part of domestic law by virtue of the EUWA; or
 - (iii) not a qualified investor as defined in Article 2 of Regulation (EU) 2017/1129 as it forms part of domestic law by virtue of the EUWA; and
- (b) the expression an “**offer**” includes the communication in any form and by any means of sufficient information on the terms of the offer and the Certificates to be offered so as to enable an investor to decide to purchase or subscribe for the Certificates.

Each dealer further represents and agrees, and each further dealer appointed in respect of the Certificates will be required to further represent and agree, that:

- (a) in respect to Certificates having a maturity of less than one year: (i) it is a person whose ordinary activities involve it in acquiring, holding, managing or disposing of investments (as principal or agent) for the purposes of its business; and (ii) it has not offered or sold and will not offer or sell any Certificates other than to persons whose ordinary activities involve them in acquiring, holding, managing or disposing of investments (as principal or agent) for the purposes of their businesses or who it is reasonable to expect will acquire, hold, manage or dispose of

investments (as principal or agent) for the purposes of their businesses where the issue of the Certificates would otherwise constitute a contravention of Section 19 of the FSMA by the Issuer;

- (b) it has only communicated or caused to be communicated and will only communicate or cause to be communicated an invitation or inducement to engage in investment activity (within the meaning of section 21 of the FSMA) received by it in connection with the issue or sale of any Certificates in circumstances in which section 21(1) of the FSMA does not apply to the Issuer or the Guarantor; and
- (c) it has complied and will comply with all applicable provisions of the FSMA with respect to anything done by it in relation to any Certificates in, from or otherwise involving the United Kingdom.

United States

The Certificates and the Guarantee have not been and will not be registered under the United States Securities Act of 1933, as amended (the “**Securities Act**”) or any state securities law, and trading in the Certificates has not been approved by the United States Commodity Futures Trading Commission (the “**CFTC**”) under the United States Commodity Exchange Act of 1936, as amended (the “**Commodity Exchange Act**”) and the Issuer has not been and will not be registered as an investment company under the United States Investment Company Act of 1940, as amended, and the rules and regulations thereunder. None of the Securities and Exchange Commission, any state securities commission or regulatory authority or any other United States, French or other regulatory authority has approved or disapproved of the Certificates or the Guarantee or passed upon the accuracy or adequacy of this document. Accordingly, Certificates, or interests therein, may not at any time be offered, sold, resold, traded, pledged, exercised, redeemed, transferred or delivered, directly or indirectly, in the United States or to, or for the account or benefit of, U.S. persons, nor may any U.S. person at any time trade, own, hold or maintain a position in the Certificates or any interests therein. In addition, in the absence of relief from the CFTC, offers, sales, re-sales, trades, pledges, exercises, redemptions, transfers or deliveries of Certificates, or interests therein, directly or indirectly, in the United States or to, or for the account or benefit of, U.S. persons, may constitute a violation of United States law governing commodities trading and commodity pools. Consequently, any offer, sale, resale, trade, pledge, exercise, redemption, transfer or delivery made, directly or indirectly, within the United States or to, or for the account or benefit of, a U.S. person will not be recognised.

Each dealer has represented and agreed, and each further dealer will be required to represent and agree, that it has not and will not at any time offer, sell, resell, trade, pledge, exercise, redeem, transfer or deliver, directly or indirectly, Certificates in the United States or to, or for the account or benefit of, any U.S. person or to others for offer, sale, resale, trade, pledge, exercise, redeem, transfer or delivery, directly or indirectly, in the United States or to, or for the account or benefit of, any such U.S. person. Any person purchasing Certificates of any tranches must agree with the relevant dealer or the seller of such Certificates that (i) it is not a U.S. Person, (ii) it will not at any time offer, sell, resell, trade, pledge, exercise, redeem, transfer or deliver, directly or indirectly, any Certificates in the United States or to, or for the account or benefit of, any U.S. person or to others for offer, sale, resale, trade, pledge, exercise, redemption, transfer or delivery, directly or indirectly, in the United States or to, or for the account or benefit of, any U.S. person, and (iii) it is not purchasing any Certificates, directly or indirectly, in the United States or for the account or benefit of any U.S. person.

Exercise or otherwise redemption of Certificates will be conditional upon certification that each person exercising or otherwise redeeming a Certificate is not a U.S. person or in the United States and that the Certificate is not being exercised or otherwise redeemed on behalf of a U.S. person. No payment will be made to accounts of holders of the Certificates located in the United States.

As used in the preceding paragraphs, the term “**United States**” includes the territories, the possessions and all other areas subject to the jurisdiction of the United States of America, and the term “**U.S. person**” means any person who is (i) a U.S. person as defined under Regulation S under the Securities Act, (ii) a U.S. person as defined in paragraph 7701(a)(30) of the Internal Revenue Code of 1986, (iii) a person who comes within any definition of U.S. person for the purposes of the United States Commodity Exchange Act of 1936, as amended (the “**CEA**”) or any rules thereunder of the CFTC (the “**CFTC Rules**”), guidance or order proposed or issued under the CEA (for the avoidance of doubt, any person who is not a “Non-United States person” defined under CFTC Rule 4.7(a)(1)(iv), but excluding, for purposes of subsection (D) thereof, the exception for qualified eligible persons who are not “Non-United States persons”, shall be considered a U.S. person), or (iv) a U.S. Person for purposes of the final rules implementing the credit risk retention requirements of Section 15G of the U.S. Securities Exchange Act of 1934, as amended.

APPENDIX I

REPRODUCTION OF THE UNAUDITED CONSOLIDATED RESULTS FOR THE THREE MONTHS AND THE FISCAL YEAR ENDED 31 MARCH 2025 OF ALIBABA GROUP HOLDING LIMITED AND ITS SUBSIDIARIES

The information set out below is a reproduction of the unaudited consolidated results of the Company and its subsidiaries for the three months and the fiscal year ended 31 March 2025 and has been extracted and reproduced from an announcement by the Company dated 15 May 2025 in relation to the same.

Hong Kong Exchanges and Clearing Limited and The Stock Exchange of Hong Kong Limited (the “**Hong Kong Stock Exchange**”) take no responsibility for the contents of this announcement, make no representation as to its accuracy or completeness and expressly disclaim any liability whatsoever for any loss howsoever arising from or in reliance upon the whole or any part of the contents of this announcement.

We have one class of shares, and each holder of our shares is entitled to one vote per share. As the Alibaba Partnership’s director nomination rights are categorized as a weighted voting rights structure (the “**WVR structure**”) under the Rules Governing the Listing of Securities on the Hong Kong Stock Exchange, we are deemed as a company with a WVR structure. Shareholders and prospective investors should be aware of the potential risks of investing in a company with a WVR structure. Our American depositary shares, each representing eight of our shares, are listed on the New York Stock Exchange in the United States under the symbol BABA.



Alibaba Group Holding Limited

阿里巴巴集團控股有限公司

(Incorporated in the Cayman Islands with limited liability)

(Stock Code: 9988 (HKD Counter) and 89988 (RMB Counter))

ANNOUNCEMENT OF THE MARCH QUARTER 2025 RESULTS AND FISCAL YEAR 2025 ANNUAL RESULTS

The board of directors (the “**Board**”) of Alibaba Group Holding Limited (“**Alibaba Group**” or the “**company**”) is pleased to announce that the unaudited consolidated results of the company, its subsidiaries and consolidated entities (the “**Group**”) for the three months and the fiscal year ended March 31, 2025 (the “**Annual Results**”). The Group’s Annual Results have been prepared under accounting principles generally accepted in the United States of America (“**U.S. GAAP**”) and reviewed by the audit committee (the “**Audit Committee**”) of the Board.

In this results announcement, “we,” “us,” and “our” refer to the company and where the context otherwise requires, the Group.

“Our results this quarter and for the full fiscal year demonstrate the ongoing effectiveness of our ‘user first, AI-driven’ strategy, with core business growth continuing to accelerate. Driven by strong demand for AI, Cloud Intelligence Group quarterly revenue growth accelerated to 18%, with AI-related product revenue achieving triple-digit growth for the seventh consecutive quarter. Customer management revenue at Taobao and Tmall Group grew 12% this quarter, reflecting the sustained impact of investments in user experience and effective monetization. Looking ahead, we will remain focused on our core businesses and continue to drive AI + Cloud as a new engine for our long-term growth,” said Eddie Wu, Chief Executive Officer of Alibaba Group.

“We delivered a strong quarter with revenue growth of 7% and EBITA growth of 36%. We are confident in our business outlook and will continue to invest in our core businesses to strengthen our competitive advantages. We remain committed to enhancing shareholder returns. During fiscal year 2025, we repurchased US\$11.9 billion of shares, thereby achieving a 5.1% net reduction in outstanding shares. In addition, our board of directors approved the distribution of annual and special dividends totaling US\$4.6 billion,” said Toby Xu, Chief Financial Officer of Alibaba Group.

BUSINESS HIGHLIGHTS

In the quarter ended March 31, 2025:

- **Revenue** was RMB236,454 million (US\$32,584 million), an increase of 7% year-over-year.
- **Income from operations** was RMB28,465 million (US\$3,923 million), an increase of 93% year-over-year, primarily due to the increase in adjusted EBITA and a decrease in non-cash share-based compensation expense. We excluded non-cash share-based compensation expense from our non-GAAP measurements. **Adjusted EBITA**, a non-GAAP measurement, increased 36% year-over-year to RMB32,616 million (US\$4,495 million), primarily attributable to revenue growth and improved operating efficiency, partly offset by the increase in investments in our e-commerce businesses and technology.
- **Net income attributable to ordinary shareholders** was RMB12,382 million (US\$1,706 million). **Net income** was RMB11,973 million (US\$1,650 million), an increase of 1203% year-over-year, primarily due to the mark-to-market changes from our equity investments, the increase in income from operations and the decrease in impairment of equity method investments, partly offset by the losses arising from the disposal of subsidiaries. **Non-GAAP net income** in the quarter ended March 31, 2025 was RMB29,847 million (US\$4,113 million), an increase of 22% compared to RMB24,418 million in the same quarter of 2024.
- **Diluted earnings per ADS** was RMB5.17 (US\$0.71). **Diluted earnings per share** was RMB0.65 (US\$0.09 or HK\$0.70). **Non-GAAP diluted earnings per ADS** was RMB12.52 (US\$1.73), an increase of 23% year-over-year. **Non-GAAP diluted earnings per share** was RMB1.57 (US\$0.22 or HK\$1.70), an increase of 23% year-over-year.
- **Net cash provided by operating activities** was RMB27,520 million (US\$3,792 million), an increase of 18% compared to RMB23,340 million in the same quarter of 2024. **Free cash flow**, a non-GAAP measurement of liquidity, was RMB3,743 million (US\$516 million), a decrease of 76% compared to RMB15,361 million in the same quarter of 2024, which was mainly attributed to the increase in our cloud infrastructure expenditure, partly offset by year-over-year increase of adjusted EBITDA.

In the fiscal year ended March 31, 2025:

- **Revenue** was RMB996,347 million (US\$137,300 million), an increase of 6% year-over-year.

- **Income from operations** was RMB140,905 million (US\$19,417 million), an increase of 24% year-over-year, primarily due to the decrease in impairment of intangible assets and goodwill, the decrease in non-cash share-based compensation expense and the increase in adjusted EBITA. We excluded impairment of intangible assets and goodwill, and non-cash share-based compensation expense from our non-GAAP measurements. **Adjusted EBITA**, a non-GAAP measurement, increased 5% year-over-year to RMB173,065 million (US\$23,849 million), primarily attributable to revenue growth and improved operating efficiency, partly offset by the increase in investments in our e-commerce businesses and technology.
- **Net income attributable to ordinary shareholders** was RMB129,470 million (US\$17,841 million). **Net income** was RMB125,976 million (US\$17,360 million), an increase of 77% year-over-year, primarily due to the mark-to-market changes from our equity investments and the increase in income from operations, partly offset by the losses arising from the disposal of subsidiaries. **Non-GAAP net income** in fiscal year 2025 was RMB158,122 million (US\$21,790 million), which remained stable compared to RMB157,479 million in fiscal year 2024.
- **Diluted earnings per ADS** was RMB53.59 (US\$7.38). **Diluted earnings per share** was RMB6.70 (US\$0.92 or HK\$7.26). **Non-GAAP diluted earnings per ADS** was RMB65.41 (US\$9.01), an increase of 5% year-over-year. **Non-GAAP diluted earnings per share** was RMB8.18 (US\$1.13 or HK\$8.86), an increase of 5% year-over-year.
- **Net cash provided by operating activities** was RMB163,509 million (US\$22,532 million), a decrease of 10% compared to RMB182,593 million in fiscal year 2024. **Free cash flow**, a non-GAAP measurement of liquidity, was RMB73,870 million (US\$10,180 million), a decrease of 53% compared to RMB156,210 million in fiscal year 2024, which was mainly attributed to the increase in our cloud infrastructure expenditure, partly offset by year-over-year increase of adjusted EBITDA.

Reconciliations of GAAP measures to non-GAAP measures presented above are included at the end of this results announcement.

BUSINESS AND STRATEGIC UPDATES

Taobao and Tmall Group

For the quarter ended March 31, 2025, our customer management revenue grew 12% year-over-year to RMB71,077 million (US\$9,794 million), primarily driven by the improvement of take rate year-over-year. Our take rate benefited from the impact of the software service fee and increasing penetration of Quanzhantui. Merchants benefit through Quanzhantui's convenience of use and improvement of marketing efficiency.

We continued to invest in user growth and other strategic initiatives such as price-competitive products, customer service, membership program benefits and AI technology applications to enhance user experience. These efforts led to stronger momentum in new consumer growth and continuous increase in orders.

On the merchant end, we remained focused on improving their operating environment and ensuring their sustainable development on our platform. In particular, we increased support of merchants that provide high-quality products and customer services, including support for marketing, new product launches and customer management.

The number of 88VIP members, our highest spending consumer group, continued to increase by double digits year-over-year, surpassing 50 million. We will continue to focus on improving the retention rate of

88VIP membership.

Alibaba International Digital Commerce Group (“AIDC”)

For the quarter ended March 31, 2025, revenue from AIDC grew 22% year-over-year to RMB33,579 million (US\$4,627 million), primarily driven by strong performance in cross-border businesses. During the quarter, AIDC continued to focus on enhancing operating and investment efficiency, leading to narrowed loss of the segment year-over-year. In particular, the unit economics of the AliExpress’ *Choice* business improved on a sequential basis.

AIDC has a diverse geographical presence, with a consistent strategic focus on key regions such as select European markets and the Gulf Region. AliExpress and Trendyol, in particular, continue to diversify and enrich their product offerings by engaging local merchants and partners, through different business models in different markets. We believe that our diverse businesses and product offerings across geographies will continue to enhance our competitive advantages in the evolving global e-commerce landscape.

Cloud Intelligence Group

For the quarter ended March 31, 2025, revenue from Cloud Intelligence Group was RMB30,127 million (US\$4,152 million), an increase of 18% year-over-year. During this quarter, the year-over-year growth of overall revenue excluding Alibaba-consolidated subsidiaries accelerated to 17%. This momentum was primarily driven by an even faster public cloud revenue growth, including the increasing adoption of AI-related products.

Notably, AI-related product revenue maintained triple-digit year-over-year growth for the seventh consecutive quarter. Our AI products are seeing broader adoption across a wide range of industry verticals including Internet, retail, manufacturing, and media, with a growing focus on value-added applications. For example, Lingma, our AI coding assistant launched last year, has seen strong adoption among enterprise customers and delivered robust revenue growth. We will continue to invest in anticipation of customer growth and technology innovation, including AI products and services, to increase cloud adoption for AI and maintain our market leadership.

In the 2025 Gartner® Innovation Guide for Generative AI Technologies, which assessed vendors across four defined submarkets, Alibaba Cloud was the only Chinese provider named an Emerging Leader in all four areas: Generative AI Model Providers, Generative AI Engineering, Generative AI Specialized Cloud Infrastructure, and AI Knowledge Management Apps/General Productivity.

We remain committed to advancing multi-modal AI technology and expanding our open-source initiatives. In April, we launched the Qwen3 series, a new generation of hybrid reasoning models that combine the capabilities of fast, simple responses and deeper chain-of-thought reasoning into a single model. The Qwen3 series covers a full range of model sizes, including two MoE (Mixture-of-Experts) models and six dense models. The flagship MoE model, Qwen3-235B-A22B, with 235 billion parameters but only 22 billion activated parameters, delivers efficiency and world-leading performance in key benchmarks such as code generation, mathematics, and general reasoning. The smaller models, including the dense models and the lightweight MoE model Qwen3-30B-A3B, are designed for ease of adoption by developers and enterprises, while delivering strong performance at lower costs. All Qwen3 models have been fully open-sourced on ModelScope, Hugging Face, and other platforms. We believe the full open-sourcing of Qwen3 will drive innovation and new applications by developers, start-ups and enterprises.

Cainiao Smart Logistics Network Limited (“Cainiao”)

For the quarter ended March 31, 2025, revenue of Cainiao Smart Logistics Network Limited was RMB21,573 million (US\$2,973 million), a decrease of 12% year-over-year. This is the result of the increasing integration of logistics offerings into our e-commerce businesses.

Local Services Group

For the quarter ended March 31, 2025, revenue from Local Services Group grew 10% year-over-year to RMB16,134 million (US\$2,223 million), driven by the order growth of both Amap and Ele.me, as well as revenue growth from marketing services.

For the quarter ended March 31, 2025, overall losses continued to narrow year-over-year as scale increased and unit economics improved due to operating efficiency.

Digital Media and Entertainment Group

For the quarter ended March 31, 2025, revenue of Digital Media and Entertainment Group was RMB5,554 million (US\$765 million), an increase of 12% year-over-year, primarily driven by the strong performance of the movie and entertainment businesses and the increase in Youku's advertising revenue.

During the quarter, the adjusted EBITA of Digital Media and Entertainment Group turned positive, primarily driven by Youku's profitability.

Share Repurchases and Dividends

During the quarter ended March 31, 2025, we repurchased a total of 51 million ordinary shares (equivalent to 6 million ADSs) for a total of US\$0.6 billion. These purchases were made in the U.S. market under our share repurchase program. For the fiscal year ended March 31, 2025, we repurchased a total of 1,197 million ordinary shares (equivalent to 150 million ADSs) for a total of US\$11.9 billion, resulting in a net decrease of 995 million ordinary shares, or a 5.1% net reduction in our outstanding shares after accounting for shares issued under our ESOP.

Our board of directors has approved a two-part dividend in the total amount of US\$0.25 per ordinary share or US\$2.00 per ADS comprised of (i) an annual regular cash dividend for fiscal year 2025 in the amount of US\$0.13125 per ordinary share or US\$1.05 per ADS, and (ii) a one-time extraordinary cash dividend as a distribution of proceeds from disposition of certain businesses and financial investments in the amount of US\$0.11875 per ordinary share or US\$0.95 per ADS, in each case payable in U.S. dollars, to holders of ordinary shares and holders of ADSs, as of the close of business on June 12, 2025, Hong Kong Time and New York Time, respectively. The aggregate amount of the dividend will be approximately US\$4.6 billion. As at the date hereof, the company does not hold any treasury shares whether in the Central Clearing and Settlement System, or otherwise. All the shares bought back by the company pending cancellation will not receive the annual dividend for the fiscal year ended March 31, 2025.

For holders of ordinary shares, in order to qualify for the dividend, all valid documents for the transfers of shares accompanied by the relevant share certificates must be lodged with the company's Hong Kong branch share registrar, Computershare Hong Kong Investor Services Limited, at Shops 1712-1716, 17th Floor, Hopewell Centre, 183 Queen's Road East, Wanchai, Hong Kong, not later than 4:30 p.m. on June 12, 2025, Hong Kong Time. The payment date is expected to be on or around July 3, 2025 for holders of ordinary shares and on or around July 10, 2025 for holders of ADSs.

MARCH QUARTER SUMMARY FINANCIAL RESULTS

	Three months ended March 31,			
	2024	2025		
	RMB	RMB	US\$	YoY % Change
	(in millions, except percentages and per share amounts)			
Revenue	221,874	236,454	32,584	7%
Income from operations	14,765	28,465	3,923	93% ⁽²⁾
Operating margin	7%	12%		
Adjusted EBITDA ⁽¹⁾	30,807	41,783	5,758	36% ⁽³⁾
Adjusted EBITDA margin ⁽¹⁾	14%	18%		
Adjusted EBITA ⁽¹⁾	23,969	32,616	4,495	36% ⁽³⁾
Adjusted EBITA margin ⁽¹⁾	11%	14%		
Net income	919	11,973	1,650	1203% ⁽⁴⁾
Net income attributable to ordinary shareholders	3,270	12,382	1,706	279% ⁽⁴⁾
Non-GAAP net income ⁽¹⁾	24,418	29,847	4,113	22% ⁽⁴⁾
Diluted earnings per share ⁽⁵⁾	0.16	0.65	0.09	296% ⁽⁴⁾⁽⁶⁾
Diluted earnings per ADS ⁽⁵⁾	1.30	5.17	0.71	296% ⁽⁴⁾⁽⁶⁾
Non-GAAP diluted earnings per share ⁽¹⁾⁽⁵⁾	1.27	1.57	0.22	23% ⁽⁴⁾⁽⁶⁾
Non-GAAP diluted earnings per ADS ⁽¹⁾⁽⁵⁾	10.14	12.52	1.73	23% ⁽⁴⁾⁽⁶⁾

- (1) See the sections entitled “Non-GAAP Financial Measures” and “Reconciliations of Non-GAAP Measures to the Nearest Comparable U.S. GAAP Measures” for more information about the non-GAAP measures referred to within this results announcement.
- (2) The year-over-year increase was primarily due to the increase in adjusted EBITA and a decrease in non-cash share-based compensation expense.
- (3) The year-over-year increases were primarily attributable to revenue growth and improved operating efficiency, partly offset by the increase in investments in our e-commerce businesses and technology.
- (4) The year-over-year increases were primarily due to the mark-to-market changes from our equity investments, the increase in income from operations and the decrease in impairment of equity method investments, partly offset by the losses arising from the disposal of subsidiaries, while net income attributable to ordinary shareholders and earnings per share/ADS would further take into account the net loss attributable to noncontrolling interests. We excluded non-cash share-based compensation expense, gains/losses of investments, impairment of goodwill and intangible assets, and certain other items from our non-GAAP measurements.
- (5) Each ADS represents eight ordinary shares.
- (6) The year-over-year percentages as stated are calculated based on the exact amount and there may be minor differences from the year-over-year percentages calculated based on the RMB amounts after rounding.

MARCH QUARTER SEGMENT RESULTS

Revenue for the quarter ended March 31, 2025 was RMB236,454 million (US\$32,584 million), an increase of 7% year-over-year compared to RMB221,874 million in the same quarter of 2024.

The following table sets forth a breakdown of our revenue by segment for the periods indicated:

	Three months ended March 31,			
	2024	2025		
	RMB	RMB	US\$	YoY % Change
	(in millions, except percentages)			
Taobao and Tmall Group:				
China commerce retail				
- Customer management	63,574	71,077	9,794	12%
- Direct sales and others ⁽¹⁾	24,690	24,504	3,377	(1)%
	88,264	95,581	13,171	8%
China commerce wholesale	4,952	5,788	798	17%
Total Taobao and Tmall Group	93,216	101,369	13,969	9%
Alibaba International Digital Commerce Group:				
International commerce retail	22,278	27,603	3,804	24%
International commerce wholesale	5,170	5,976	823	16%
Total Alibaba International Digital Commerce Group	27,448	33,579	4,627	22%
Cloud Intelligence Group	25,595	30,127	4,152	18%
Cainiao Smart Logistics Network Limited	24,557	21,573	2,973	(12)%
Local Services Group	14,628	16,134	2,223	10%
Digital Media and Entertainment Group	4,945	5,554	765	12%
All others ⁽²⁾	51,458	53,988	7,440	5%
Unallocated	397	446	61	
Inter-segment elimination	(20,370)	(26,316)	(3,626)	
Consolidated revenue	221,874	236,454	32,584	7%

(1) Direct sales and others revenue under Taobao and Tmall Group primarily represents Tmall Supermarket, Tmall Global and other direct sales businesses, where revenue and cost of inventory are recorded on a gross basis, as well as other revenue from value-added services.

(2) All others include Sun Art, Freshippo, Alibaba Health, Lingxi Games, Intime, Intelligent Information Platform (which mainly consists of UCWeb and Quark businesses), Fliggy, DingTalk and other businesses. The majority of revenue within All others consists of direct sales revenue, which is recorded on a gross basis.

The following table sets forth a breakdown of our adjusted EBITA by segment for the periods indicated:

	Three months ended March 31,			
	2024	2025		
	RMB	RMB	US\$	YoY % Change ⁽³⁾
	(in millions, except percentages)			
Taobao and Tmall Group	38,501	41,749	5,753	8%
Alibaba International Digital Commerce Group	(4,085)	(3,574)	(492)	13%
Cloud Intelligence Group	1,432	2,420	333	69%
Cainiao Smart Logistics Network Limited	(1,342)	(606)	(83)	55%
Local Services Group	(3,198)	(2,316)	(319)	28%
Digital Media and Entertainment Group	(884)	36	5	N/A
All others ⁽¹⁾	(2,818)	(2,535)	(349)	10%
Unallocated ⁽²⁾	(2,900)	(2,030)	(280)	
Inter-segment elimination	(737)	(528)	(73)	
Consolidated adjusted EBITA	23,969	32,616	4,495	36%
Less: Non-cash share-based compensation expense	(7,123)	(2,781)	(383)	
Less: Amortization and impairment of intangible assets, and others	(2,081)	(1,370)	(189)	
Income from operations	14,765	28,465	3,923	93%

- (1) All others include Sun Art, Freshippo, Alibaba Health, Lingxi Games, Intime, Intelligent Information Platform (which mainly consists of UCWeb and Quark businesses), Fliggy, DingTalk and other businesses.
- (2) Unallocated primarily relates to certain costs incurred by corporate functions and other miscellaneous items that are not allocated to individual segments.
- (3) For a more intuitive presentation, widening of loss in YoY% is shown in terms of negative growth rate, and narrowing of loss in YoY% is shown in terms of positive growth rate.

Taobao and Tmall Group

(i) Segment revenue

- ***China Commerce Retail Business***

Revenue from our China commerce retail business in the quarter ended March 31, 2025 was RMB95,581 million (US\$13,171 million), an increase of 8% compared to RMB88,264 million in the same quarter of 2024.

Customer management revenue increased by 12% year-over-year, primarily driven by the improvement of take rate year-over-year.

Direct sales and others revenue under China commerce retail business in the quarter ended March 31, 2025 was RMB24,504 million (US\$3,377 million), a decrease of 1% compared to RMB24,690 million in the same quarter of 2024, primarily driven by the decrease in direct sales revenue as a result of our planned reduction of certain direct sales businesses, partly offset by the increase in revenue from value-added services.

- ***China Commerce Wholesale Business***

Revenue from our China commerce wholesale business in the quarter ended March 31, 2025 was RMB5,788 million (US\$798 million), an increase of 17% compared to RMB4,952 million in the

same quarter of 2024, primarily due to an increase in revenue from value-added services provided to paying members.

(ii) Segment adjusted EBITA

Taobao and Tmall Group adjusted EBITA increased by 8% to RMB41,749 million (US\$5,753 million) in the quarter ended March 31, 2025, compared to RMB38,501 million in the same quarter of 2024, primarily due to the increase in revenue from customer management service, partly offset by the increase in investments in user experience and technology.

Alibaba International Digital Commerce Group

(i) Segment revenue

• ***International Commerce Retail Business***

Revenue from our International commerce retail business in the quarter ended March 31, 2025 was RMB27,603 million (US\$3,804 million), an increase of 24% compared to RMB22,278 million in the same quarter of 2024, primarily driven by the increase in revenue contributed by AliExpress and Trendyol. As certain of our international businesses generate revenue in local currencies while our reporting currency is Renminbi, AIDC's revenue is affected by exchange rate fluctuations.

• ***International Commerce Wholesale Business***

Revenue from our International commerce wholesale business in the quarter ended March 31, 2025 was RMB5,976 million (US\$823 million), an increase of 16% compared to RMB5,170 million in the same quarter of 2024, primarily due to an increase in revenue generated by cross-border related value-added services.

(ii) Segment adjusted EBITA

Alibaba International Digital Commerce Group adjusted EBITA was a loss of RMB3,574 million (US\$492 million) in the quarter ended March 31, 2025, compared to a loss of RMB4,085 million in the same quarter of 2024, primarily due to Lazada's significant reduction in operating losses driven by its improvement in monetization and operating efficiency.

Cloud Intelligence Group

(i) Segment revenue

Revenue from Cloud Intelligence Group was RMB30,127 million (US\$4,152 million) in the quarter ended March 31, 2025, an increase of 18% compared to RMB25,595 million in the same quarter of 2024. Overall revenue excluding Alibaba-consolidated subsidiaries increased by 17% year-over-year, primarily driven by an even faster public cloud revenue growth, including the increasing adoption of AI-related products.

(ii) Segment adjusted EBITA

Cloud Intelligence Group adjusted EBITA increased by 69% to RMB2,420 million (US\$333 million) in the quarter ended March 31, 2025, compared to RMB1,432 million in the same quarter of 2024, primarily due to faster public cloud revenue growth and improving operating efficiency, partly offset by the increasing investments in customer growth and technology innovation.

Cainiao Smart Logistics Network Limited

(i) Segment revenue

Revenue from Cainiao Smart Logistics Network Limited was RMB21,573 million (US\$2,973 million) in the quarter ended March 31, 2025, a decrease of 12% compared to RMB24,557 million in the same quarter of 2024, primarily due to the decrease in revenue from domestic logistics services as a result of our e-commerce businesses taking on certain logistics platform role.

(ii) Segment adjusted EBITA

Cainiao Smart Logistics Network Limited adjusted EBITA was a loss of RMB606 million (US\$83 million) in the quarter ended March 31, 2025, compared to a loss of RMB1,342 million in the same quarter of 2024, primarily due to retention incentives granted to Cainiao employees in connection with the withdrawal of its initial public offering in the same quarter last year.

Local Services Group

(i) Segment revenue

Revenue from Local Services Group was RMB16,134 million (US\$2,223 million) in the quarter ended March 31, 2025, an increase of 10% compared to RMB14,628 million in the same quarter of 2024, driven by the order growth of both Amap and Ele.me, as well as revenue growth from marketing services.

(ii) Segment adjusted EBITA

Local Services Group adjusted EBITA was a loss of RMB2,316 million (US\$319 million) in the quarter ended March 31, 2025, compared to a loss of RMB3,198 million in the same quarter of 2024, as unit economics improved due to operating efficiency and increased scale.

Digital Media and Entertainment Group

(i) Segment revenue

Revenue from Digital Media and Entertainment Group was RMB5,554 million (US\$765 million) in the quarter ended March 31, 2025, an increase of 12% compared to RMB4,945 million in the same quarter of 2024, primarily driven by the revenue growth of the movie and entertainment businesses of Alibaba Pictures.

(ii) Segment adjusted EBITA

Digital Media and Entertainment Group adjusted EBITA in the quarter ended March 31, 2025 was a profit of RMB36 million (US\$5 million), compared to a loss of RMB884 million in the same quarter of 2024, primarily due to the improved operating results of Youku.

All Others

(i) Segment revenue

Revenue from All others segment was RMB53,988 million (US\$7,440 million) in the quarter ended March 31, 2025, an increase of 5% compared to RMB51,458 million in the same quarter of 2024, primarily due to the increase in revenue from Freshippo and Alibaba Health, partly offset by the decrease in revenue from Sun Art due to its sale and deconsolidation in February 2025.

(ii) Segment adjusted EBITA

Adjusted EBITA from All others segment in the quarter ended March 31, 2025 was a loss of RMB2,535 million (US\$349 million), compared to a loss of RMB2,818 million in the same quarter of 2024.

MARCH QUARTER OTHER FINANCIAL RESULTS

Costs and Expenses

The following tables set forth a breakdown of our costs and expenses, share-based compensation expense, and costs and expenses excluding share-based compensation expense by function for the periods indicated:

	Three months ended March 31,					% of Revenue YoY change
	2024		2025			
		% of			% of	
	RMB	Revenue	RMB	US\$	Revenue	
	(in millions, except percentages)					
Costs and expenses:						
Cost of revenue	148,098	66.7%	145,626	20,068	61.6%	(5.1)%
Product development expenses	14,085	6.3%	14,934	2,058	6.3%	0.0%
Sales and marketing expenses	28,826	13.0%	36,179	4,985	15.3%	2.3%
General and administrative expenses	14,019	6.3%	10,331	1,423	4.4%	(1.9)%
Amortization and impairment of intangible assets	2,081	0.9%	833	115	0.4%	(0.5)%
Total costs and expenses	207,109		207,903	28,649		
Share-based compensation expense:						
Cost of revenue	891	0.4%	417	57	0.2%	(0.2)%
Product development expenses	2,037	0.9%	1,538	212	0.7%	(0.2)%
Sales and marketing expenses	735	0.3%	654	90	0.3%	0.0%
General and administrative expenses	3,460	1.6%	826	114	0.3%	(1.3)%
Total share-based compensation expense ⁽¹⁾	7,123		3,435	473		
Costs and expenses excluding share-based compensation expense:						
Cost of revenue	147,207	66.3%	145,209	20,011	61.4%	(4.9)%
Product development expenses	12,048	5.4%	13,396	1,846	5.7%	0.3%
Sales and marketing expenses	28,091	12.7%	35,525	4,895	15.0%	2.3%
General and administrative expenses	10,559	4.8%	9,505	1,309	4.0%	(0.8)%
Amortization and impairment of intangible assets	2,081	0.9%	833	115	0.4%	(0.5)%
Total costs and expenses excluding share-based compensation expense	199,986		204,468	28,176		

(1) This includes both cash and non-cash share-based compensation expenses.

Cost of revenue – Cost of revenue in the quarter ended March 31, 2025 was RMB145,626 million (US\$20,068 million), or 61.6% of revenue, compared to RMB148,098 million, or 66.7% of revenue, in the same quarter of 2024. Without the effect of share-based compensation expense, cost of revenue as a percentage of revenue would have decreased from 66.3% in the quarter ended March 31, 2024 to 61.4% in the quarter ended March 31, 2025, primarily due to the decrease in scale of low margin direct sales businesses, and improvement in monetization and operating efficiency.

Product development expenses – Product development expenses in the quarter ended March 31, 2025 were RMB14,934 million (US\$2,058 million), or 6.3% of revenue, compared to RMB14,085 million, or 6.3% of revenue, in the same quarter of 2024. Without the effect of share-based compensation expense, product development expenses as a percentage of revenue would have increased from 5.4% in the quarter ended March 31, 2024 to 5.7% in the quarter ended March 31, 2025.

Sales and marketing expenses – Sales and marketing expenses in the quarter ended March 31, 2025 were RMB36,179 million (US\$4,985 million), or 15.3% of revenue, compared to RMB28,826 million, or 13.0% of revenue, in the same quarter of 2024. Without the effect of share-based compensation expense, sales and marketing expenses as a percentage of revenue would have increased from 12.7% in the quarter ended March 31, 2024 to 15.0% in the quarter ended March 31, 2025, primarily due to our increased investments in e-commerce businesses.

General and administrative expenses – General and administrative expenses in the quarter ended March 31, 2025 were RMB10,331 million (US\$1,423 million), or 4.4% of revenue, compared to RMB14,019 million, or 6.3% of revenue, in the same quarter of 2024. Without the effect of share-based compensation expense, general and administrative expenses as a percentage of revenue would have decreased from 4.8% in the quarter ended March 31, 2024 to 4.0% in the quarter ended March 31, 2025.

Share-based compensation expense – Total share-based compensation expense included in the cost and expense items above in the quarter ended March 31, 2025 was RMB3,435 million (US\$473 million), compared to RMB7,123 million in the same quarter of 2024.

The following table sets forth our analysis of share-based compensation expense for the quarters indicated by type of share-based awards:

	Three months ended March 31,			YoY % Change
	2024	2025		
	RMB	RMB	US\$	
	(in millions, except percentages)			
By type of awards:				
Alibaba Group share-based awards ⁽¹⁾	4,350	2,712	374	(38)%
Ant Group share-based awards ⁽²⁾	25	9	1	(64)%
Others ⁽³⁾	2,748	714	98	(74)%
Total share-based compensation expense ⁽⁴⁾	7,123	3,435	473	(52)%

(1) This represents Alibaba Group share-based awards granted to our employees.

(2) This represents Ant Group share-based awards granted to our employees, which is subject to mark-to-market accounting treatment.

(3) This represents share-based awards of our subsidiaries.

(4) This includes both cash and non-cash share-based compensation expenses.

Share-based compensation expense decreased in the quarter ended March 31, 2025 compared to the same quarter of 2024. This decrease was primarily due to the decrease in the number of the awards granted and the increase in long-term cash incentives granted after considering the macroeconomic environment and the general trends in the talent market.

We expect that our share-based compensation expense will continue to be affected by changes in the fair value of the underlying awards and the quantity of awards we grant in the future.

Amortization and impairment of intangible assets – Amortization and impairment of intangible assets in the quarter ended March 31, 2025 was RMB833 million (US\$115 million), a decrease of 60% from RMB2,081 million in the same quarter of 2024.

Income from operations and operating margin

Income from operations in the quarter ended March 31, 2025 was RMB28,465 million (US\$3,923 million), or 12% of revenue, an increase of 93% compared to RMB14,765 million, or 7% of revenue, in the same quarter of 2024, primarily due to the increase in adjusted EBITA and a decrease in non-cash share-based compensation expense.

Adjusted EBITDA and Adjusted EBITA

Adjusted EBITDA increased 36% year-over-year to RMB41,783 million (US\$5,758 million) in the quarter ended March 31, 2025, compared to RMB30,807 million in the same quarter of 2024. Adjusted EBITA increased 36% year-over-year to RMB32,616 million (US\$4,495 million) in the quarter ended March 31, 2025, compared to RMB23,969 million in the same quarter of 2024, primarily attributable to revenue growth and improved operating efficiency, partly offset by the increase in investments in our e-commerce businesses and technology. A reconciliation of net income to adjusted EBITDA and adjusted EBITA is included at the end of this results announcement.

Adjusted EBITA by segment

Adjusted EBITA by segment as well as a reconciliation of income from operations to adjusted EBITA are set forth in the section entitled “March Quarter Segment Results” above.

Interest and investment income, net

Interest and investment income, net in the quarter ended March 31, 2025 was a loss of RMB7,516 million (US\$1,036 million), compared to a loss of RMB5,702 million in the same quarter of 2024, primarily due to the losses arising from the disposal of subsidiaries, partly offset by the mark-to-market changes from our equity investments and the decrease in impairment of our investments.

The above-mentioned investment gains and losses were excluded from our non-GAAP net income.

Other income, net

Other income, net in the quarter ended March 31, 2025 was RMB20 million (US\$3 million), a decrease of 99% compared to RMB2,963 million in the same quarter of 2024, primarily due to the net exchange loss in this quarter compared to the net exchange gain in the same quarter last year, arising from the exchange rate fluctuation between Renminbi and U.S. dollar.

Income tax expenses

Income tax expenses in the quarter ended March 31, 2025 were RMB6,854 million (US\$945 million), compared to RMB5,722 million in the same quarter of 2024.

Share of results of equity method investees

Share of results of equity method investees in the quarter ended March 31, 2025 was a profit of RMB354 million (US\$49 million), compared to a loss of RMB3,208 million in the same quarter of 2024. The following table sets forth a breakdown of share of results of equity method investees for the periods indicated:

	Three months ended March 31,		
	2024	2025	
	RMB	RMB	US\$
		(in millions)	
Share of profit (loss) of equity method investees			
- Ant Group	2,570	1,763	243
- Others	358	(981)	(135)
Impairment loss	(5,403)	(43)	(6)
Others ⁽¹⁾	(733)	(385)	(53)
Total	(3,208)	354	49

(1) “Others” mainly include basis differences arising from equity method investees, share-based compensation expense related to share-based awards granted to employees of our equity method investees, as well as gain or loss arising from the deemed disposal of the equity method investees.

We record our share of results of all equity method investees one quarter in arrears. The year-over-year decrease in share of profit of Ant Group was mainly attributable to investments in new growth initiatives, partly offset by an increase in fair value of certain investments. Impairment loss decreased year-over-year as we recorded impairment losses of RMB5,403 million in the same quarter last year, primarily due to a prolonged decline in the public market value of an equity method investee against its carrying value.

Net income and Non-GAAP net income

Our net income in the quarter ended March 31, 2025 was RMB11,973 million (US\$1,650 million), compared to RMB919 million in the same quarter of 2024, primarily due to the mark-to-market changes from our equity investments, the increase in income from operations, and the decrease in impairment of equity method investments, partly offset by the losses arising from the disposal of subsidiaries.

Excluding non-cash share-based compensation expense, gains/losses of investments, impairment of goodwill and intangible assets, and certain other items, non-GAAP net income in the quarter ended March 31, 2025 was RMB29,847 million (US\$4,113 million), an increase of 22% compared to RMB24,418 million in the same quarter of 2024. A reconciliation of net income to non-GAAP net income is included at the end of this results announcement.

Net income attributable to ordinary shareholders

Net income attributable to ordinary shareholders in the quarter ended March 31, 2025 was RMB12,382 million (US\$1,706 million), compared to RMB3,270 million in the same quarter of 2024, primarily due to the mark-to-market changes from our equity investments, the increase in income from operations, and the decrease in impairment of equity method investments, partly offset by the losses arising from the disposal of subsidiaries.

Diluted earnings per ADS/share and non-GAAP diluted earnings per ADS/share

Diluted earnings per ADS in the quarter ended March 31, 2025 was RMB5.17 (US\$0.71), compared to RMB1.30 in the same quarter of 2024. Excluding non-cash share-based compensation expense, gains/losses of investments, impairment of goodwill and intangible assets, and certain other items, non-

GAAP diluted earnings per ADS in the quarter ended March 31, 2025 was RMB12.52 (US\$1.73), an increase of 23% compared to RMB10.14 in the same quarter of 2024.

Diluted earnings per share in the quarter ended March 31, 2025 was RMB0.65 (US\$0.09 or HK\$0.70), compared to RMB0.16 in the same quarter of 2024. Excluding non-cash share-based compensation expense, gains/losses of investments, impairment of goodwill and intangible assets, and certain other items, non-GAAP diluted earnings per share in the quarter ended March 31, 2025 was RMB1.57 (US\$0.22 or HK\$1.70), an increase of 23% compared to RMB1.27 in the same quarter of 2024.

A reconciliation of diluted earnings per ADS/share to non-GAAP diluted earnings per ADS/share is included at the end of this results announcement. Each ADS represents eight ordinary shares.

Net cash provided by operating activities and free cash flow

During the quarter ended March 31, 2025, net cash provided by operating activities was RMB27,520 million (US\$3,792 million), an increase of 18% compared to RMB23,340 million in the same quarter of 2024. Free cash flow, a non-GAAP measurement of liquidity, was RMB3,743 million (US\$516 million), a decrease of 76% compared to RMB15,361 million in the same quarter of 2024. The decrease in free cash flow was mainly attributed to the increase in our cloud infrastructure expenditure, partly offset by year-over-year increase of adjusted EBITDA. A reconciliation of net cash provided by operating activities to free cash flow is included at the end of this results announcement.

Net cash used in investing activities

During the quarter ended March 31, 2025, net cash used in investing activities of RMB39,547 million (US\$5,450 million) primarily reflected capital expenditures of RMB24,612 million (US\$3,392 million) and an increase in other treasury investments by RMB15,248 million (US\$2,101 million).

Net cash used in financing activities

During the quarter ended March 31, 2025, net cash used in financing activities of RMB4,102 million (US\$565 million) primarily reflected cash used in repurchase of ordinary shares of RMB4,584 million (US\$632 million) and acquisition of additional equity interests in non-wholly owned subsidiaries of RMB2,028 million (US\$279 million), partly offset by net proceeds from bank borrowings of RMB3,418 million (US\$471 million).

Employees

As of March 31, 2025, we had a total of 124,320 employees, compared to 194,320 as of December 31, 2024. The decrease in number of employees was mainly the result of sale and deconsolidation of Sun Art, partly offset by new hires.

FULL FISCAL YEAR SUMMARY FINANCIAL RESULTS

	Year ended March 31,			YoY % Change
	2024	2025		
	RMB	RMB	US\$	
	(in millions, except percentages and per share amounts)			
Revenue	941,168	996,347	137,300	6%
Income from operations	113,350	140,905	19,417	24% ⁽²⁾
Operating margin	12%	14%		
Adjusted EBITDA ⁽¹⁾	191,668	202,325	27,881	6% ⁽³⁾
Adjusted EBITDA margin ⁽¹⁾	20%	20%		
Adjusted EBITA ⁽¹⁾	165,028	173,065	23,849	5% ⁽³⁾
Adjusted EBITA margin ⁽¹⁾	18%	17%		
Net income	71,332	125,976	17,360	77% ⁽⁴⁾
Net income attributable to ordinary shareholders	79,741	129,470	17,841	62% ⁽⁴⁾
Non-GAAP net income ⁽¹⁾	157,479	158,122	21,790	0% ⁽⁴⁾
Diluted earnings per share ⁽⁵⁾	3.91	6.70	0.92	72% ⁽⁴⁾⁽⁶⁾
Diluted earnings per ADS ⁽⁵⁾	31.24	53.59	7.38	72% ⁽⁴⁾⁽⁶⁾
Non-GAAP diluted earnings per share ⁽¹⁾⁽⁵⁾	7.78	8.18	1.13	5% ⁽⁴⁾⁽⁶⁾
Non-GAAP diluted earnings per ADS ⁽¹⁾⁽⁵⁾	62.23	65.41	9.01	5% ⁽⁴⁾⁽⁶⁾

- (1) See the sections entitled “Non-GAAP Financial Measures” and “Reconciliations of Non-GAAP Measures to the Nearest Comparable U.S. GAAP Measures” for more information about the non-GAAP measures referred to within this results announcement.
- (2) The year-over-year increase was primarily due to the decrease in impairment of intangible assets and goodwill, the decrease in non-cash share-based compensation expense and the increase in adjusted EBITA.
- (3) The year-over-year increases were primarily attributable to revenue growth and improved operating efficiency, partly offset by the increase in investments in our e-commerce businesses and technology.
- (4) The year-over-year increases were primarily due to the mark-to-market changes from our equity investments and the increase in income from operations, partly offset by the losses arising from the disposal of subsidiaries, while net income attributable to ordinary shareholders and earnings per share/ADS would further take into account the net loss attributable to noncontrolling interests. We excluded non-cash share-based compensation expense, gains/losses of investments, impairment of goodwill and intangible assets, and certain other items from our non-GAAP measurements.
- (5) Each ADS represents eight ordinary shares.
- (6) The year-over-year percentages as stated are calculated based on the exact amount and there may be minor differences from the year-over-year percentages calculated based on the RMB amounts after rounding.

FULL FISCAL YEAR SEGMENT RESULTS

Revenue for fiscal year 2025 was RMB996,347 million (US\$137,300 million), an increase of 6% year-over-year compared to RMB941,168 million in fiscal year 2024.

The following table sets forth a breakdown of our revenue by segment for the periods indicated:

	Year ended March 31,			
	2024	2025		
	RMB	RMB	US\$	YoY % Change
	(in millions, except percentages)			
Taobao and Tmall Group:				
China commerce retail				
- Customer management	304,009	322,346	44,420	6%
- Direct sales and others ⁽¹⁾	110,405	103,180	14,219	(7)%
	414,414	425,526	58,639	3%
China commerce wholesale	20,479	24,301	3,349	19%
Total Taobao and Tmall Group	434,893	449,827	61,988	3%
Alibaba International Digital Commerce Group:				
International commerce retail	81,654	108,465	14,947	33%
International commerce wholesale	20,944	23,835	3,284	14%
Total Alibaba International Digital Commerce Group	102,598	132,300	18,231	29%
Cloud Intelligence Group	106,374	118,028	16,265	11%
Cainiao Smart Logistics Network Limited	99,020	101,272	13,956	2%
Local Services Group	59,802	67,076	9,243	12%
Digital Media and Entertainment Group	21,145	22,267	3,068	5%
All others ⁽²⁾	192,331	206,269	28,425	7%
Unallocated	1,297	1,924	265	
Inter-segment elimination	(76,292)	(102,616)	(14,141)	
Consolidated revenue	941,168	996,347	137,300	6%

(1) Direct sales and others revenue under Taobao and Tmall Group primarily represents Tmall Supermarket, Tmall Global and other direct sales businesses, where revenue and cost of inventory are recorded on a gross basis, as well as other revenue from value-added services.

(2) All others include Sun Art, Freshippo, Alibaba Health, Lingxi Games, Intime, Intelligent Information Platform (which mainly consists of UCWeb and Quark businesses), Fliggy, DingTalk and other businesses. The majority of revenue within All others consists of direct sales revenue, which is recorded on a gross basis.

The following table sets forth a breakdown of our adjusted EBITA by segment for the periods indicated:

	Year ended March 31,			
	2024	2025		
	RMB	RMB	US\$	YoY % Change ⁽³⁾
	(in millions, except percentages)			
Taobao and Tmall Group	194,827	196,232	27,041	1%
Alibaba International Digital Commerce Group	(8,035)	(15,137)	(2,086)	(88)%
Cloud Intelligence Group	6,121	10,556	1,455	72%
Cainiao Smart Logistics Network Limited	1,402	302	41	(78)%
Local Services Group	(9,812)	(3,689)	(508)	62%
Digital Media and Entertainment Group	(1,539)	(554)	(76)	64%
All others ⁽¹⁾	(9,160)	(8,536)	(1,176)	7%
Unallocated ⁽²⁾	(6,190)	(4,337)	(598)	
Inter-segment elimination	(2,586)	(1,772)	(244)	
Consolidated adjusted EBITA	165,028	173,065	23,849	5%
Less: Non-cash share-based compensation expense	(18,546)	(13,970)	(1,925)	
Less: Amortization and impairment of intangible assets	(21,592)	(6,336)	(873)	
Less: Impairment of goodwill, and others	(11,540)	(11,854)	(1,634)	
Income from operations	113,350	140,905	19,417	24%

- (1) All others include Sun Art, Freshippo, Alibaba Health, Lingxi Games, Intime, Intelligent Information Platform (which mainly consists of UCWeb and Quark businesses), Fliggy, DingTalk and other businesses.
- (2) Unallocated primarily relates to certain costs incurred by corporate functions and other miscellaneous items that are not allocated to individual segments.
- (3) For a more intuitive presentation, widening of loss in YoY% is shown in terms of negative growth rate, and narrowing of loss in YoY% is shown in terms of positive growth rate.

Taobao and Tmall Group

(i) Segment revenue

- ***China Commerce Retail Business***

Revenue from our China commerce retail business in fiscal year 2025 was RMB425,526 million (US\$58,639 million), an increase of 3% compared to RMB414,414 million in fiscal year 2024.

Customer management revenue increased by 6% year-over-year, primarily driven by the online GMV growth and improvement of take rate year-over-year.

Direct sales and others revenue under China commerce retail business in fiscal year 2025 was RMB103,180 million (US\$14,219 million), a decrease of 7% compared to RMB110,405 million in fiscal year 2024, primarily due to the decrease in direct sales revenue as a result of our planned reduction of certain direct sales businesses, partly offset by the increase in revenue from value-added services.

- ***China Commerce Wholesale Business***

Revenue from our China commerce wholesale business in fiscal year 2025 was RMB24,301 million (US\$3,349 million), an increase of 19% compared to RMB20,479 million in fiscal year 2024, primarily due to an increase in revenue from value-added services provided to paying members.

(ii) Segment adjusted EBITA

Taobao and Tmall Group adjusted EBITA increased by 1% to RMB196,232 million (US\$27,041 million) in fiscal year 2025, compared to RMB194,827 million in fiscal year 2024, primarily due to the increase in revenue from customer management service, partly offset by the increase in investments in user experience and technology.

Alibaba International Digital Commerce Group

(i) Segment revenue

- ***International Commerce Retail Business***

Revenue from our International commerce retail business in fiscal year 2025 was RMB108,465 million (US\$14,947 million), an increase of 33% compared to RMB81,654 million in fiscal year 2024, primarily driven by the increase in revenue contributed by AliExpress and Trendyol. As certain of our international businesses generate revenue in local currencies while our reporting currency is Renminbi, AIDC's revenue is affected by exchange rate fluctuations.

- ***International Commerce Wholesale Business***

Revenue from our International commerce wholesale business in fiscal year 2025 was RMB23,835 million (US\$3,284 million), an increase of 14% compared to RMB20,944 million in fiscal year 2024, primarily due to an increase in revenue generated by cross-border related value-added services.

(ii) Segment adjusted EBITA

Alibaba International Digital Commerce Group adjusted EBITA was a loss of RMB15,137 million (US\$2,086 million) in fiscal year 2025, compared to a loss of RMB8,035 million in fiscal year 2024, primarily due to the increase in investments in AliExpress and Trendyol's cross-border businesses, partly offset by Lazada's significant reduction in operating losses due to its improvement in monetization and operating efficiency, as well as improvements in profitability of Trendyol's domestic businesses.

Cloud Intelligence Group

(i) Segment revenue

Revenue from Cloud Intelligence Group was RMB118,028 million (US\$16,265 million) in fiscal year 2025, an increase of 11% compared to RMB106,374 million in fiscal year 2024. Overall revenue excluding Alibaba-consolidated subsidiaries increased by 10% year-over-year, primarily driven by an even faster public cloud revenue growth, including the increasing adoption of AI-related products.

(ii) Segment adjusted EBITA

Cloud Intelligence Group adjusted EBITA increased by 72% to RMB10,556 million (US\$1,455 million) in fiscal year 2025, compared to RMB6,121 million in fiscal year 2024, primarily due to faster public cloud revenue growth and improving operating efficiency, partly offset by the increasing investments in customer growth and technology innovation.

Cainiao Smart Logistics Network Limited

(i) Segment revenue

Revenue from Cainiao Smart Logistics Network Limited was RMB101,272 million (US\$13,956 million) in fiscal year 2025, an increase of 2% compared to RMB99,020 million in fiscal year 2024, primarily driven by the increase in revenue from cross-border fulfillment solutions, partly offset by the decrease in revenue from domestic logistics services as a result of our e-commerce businesses taking on certain logistics platform role.

(ii) Segment adjusted EBITA

Cainiao Smart Logistics Network Limited adjusted EBITA decreased by 78% to RMB302 million (US\$41 million) in fiscal year 2025, compared to RMB1,402 million in fiscal year 2024, primarily due to the decrease in profits from cross-border fulfillment solutions.

Local Services Group

(i) Segment revenue

Revenue from Local Services Group was RMB67,076 million (US\$9,243 million) in fiscal year 2025, an increase of 12% compared to RMB59,802 million in fiscal year 2024, driven by the order growth of both Amap and Ele.me, as well as revenue growth from marketing services.

(ii) Segment adjusted EBITA

Local Services Group adjusted EBITA was a loss of RMB3,689 million (US\$508 million) in fiscal year 2025, compared to a loss of RMB9,812 million in fiscal year 2024, as unit economics improved due to operating efficiency and increased scale.

Digital Media and Entertainment Group

(i) Segment revenue

Revenue from Digital Media and Entertainment Group was RMB22,267 million (US\$3,068 million) in fiscal year 2025, an increase of 5% compared to RMB21,145 million in fiscal year 2024, driven by the strong revenue growth of the movie and entertainment businesses of Alibaba Pictures, and Youku.

(ii) Segment adjusted EBITA

Digital Media and Entertainment Group adjusted EBITA in fiscal year 2025 was a loss of RMB554 million (US\$76 million), compared to a loss of RMB1,539 million in fiscal year 2024, primarily due to the narrowing of loss from Youku.

All Others

(i) Segment revenue

Revenue from All others segment was RMB206,269 million (US\$28,425 million) in fiscal year 2025, an increase of 7% compared to RMB192,331 million in fiscal year 2024, primarily due to the increase in revenue from Freshippo and Alibaba Health, partly offset by the decrease in revenue from Sun Art due to its sale and deconsolidation in February 2025.

(ii) Segment adjusted EBITA

Adjusted EBITA from All others segment in fiscal year 2025 was a loss of RMB8,536 million (US\$1,176 million), compared to a loss of RMB9,160 million in fiscal year 2024, primarily due to improved operating results from Sun Art, Freshippo and Alibaba Health, partly offset by the increased investment in technology businesses.

FULL FISCAL YEAR OTHER FINANCIAL RESULTS

Costs and Expenses

The following tables set forth a breakdown of our costs and expenses, share-based compensation expense, and costs and expenses excluding share-based compensation expense by function for the periods indicated:

	Year ended March 31,					% of Revenue YoY change
	2024		2025			
		% of			% of	
	RMB	Revenue	RMB	US\$	Revenue	
	(in millions, except percentages)					
Costs and expenses:						
Cost of revenue	586,323	62.3%	598,285	82,446	60.0%	(2.3)%
Product development expenses	52,256	5.6%	57,151	7,876	5.7%	0.1%
Sales and marketing expenses	115,141	12.2%	144,021	19,847	14.5%	2.3%
General and administrative expenses	41,985	4.5%	44,239	6,096	4.4%	(0.1)%
Amortization and impairment of intangible assets	21,592	2.3%	6,336	873	0.6%	(1.7)%
Impairment of goodwill	10,521	1.1%	6,171	850	0.6%	(0.5)%
Total costs and expenses	827,818		856,203	117,988		
Share-based compensation expense:						
Cost of revenue	3,012	0.3%	2,162	298	0.2%	(0.1)%
Product development expenses	7,623	0.8%	6,700	923	0.7%	(0.1)%
Sales and marketing expenses	2,265	0.2%	2,137	295	0.2%	0.0%
General and administrative expenses	5,646	0.6%	4,578	631	0.5%	(0.1)%
Total share-based compensation expense ⁽¹⁾	18,546		15,577	2,147		
Costs and expenses excluding share-based compensation expense:						
Cost of revenue	583,311	62.0%	596,123	82,148	59.8%	(2.2)%
Product development expenses	44,633	4.7%	50,451	6,953	5.1%	0.4%
Sales and marketing expenses	112,876	12.0%	141,884	19,552	14.2%	2.2%
General and administrative expenses	36,339	3.9%	39,661	5,465	4.0%	0.1%
Amortization and impairment of intangible assets	21,592	2.3%	6,336	873	0.6%	(1.7)%
Impairment of goodwill	10,521	1.1%	6,171	850	0.6%	(0.5)%
Total costs and expenses excluding share-based compensation expense	809,272		840,626	115,841		

(1) This includes both cash and non-cash share-based compensation expenses.

Cost of revenue – Cost of revenue in fiscal year 2025 was RMB598,285 million (US\$82,446 million), or 60.0% of revenue, compared to RMB586,323 million, or 62.3% of revenue, in fiscal year 2024. Without the effect of share-based compensation expense, cost of revenue as a percentage of revenue would have decreased from 62.0% in fiscal year 2024 to 59.8% in fiscal year 2025, primarily due to the decrease in scale of low margin direct sales businesses, and improvement in monetization and operating efficiency.

Product development expenses – Product development expenses in fiscal year 2025 were RMB57,151 million (US\$7,876 million), or 5.7% of revenue, compared to RMB52,256 million, or 5.6% of revenue, in fiscal year 2024. Without the effect of share-based compensation expense, product development expenses as a percentage of revenue would have increased from 4.7% in fiscal year 2024 to 5.1% in fiscal year 2025.

Sales and marketing expenses – Sales and marketing expenses in fiscal year 2025 were RMB144,021 million (US\$19,847 million), or 14.5% of revenue, compared to RMB115,141 million, or 12.2% of revenue, in fiscal year 2024. Without the effect of share-based compensation expense, sales and marketing expenses as a percentage of revenue would have increased from 12.0% in fiscal year 2024 to 14.2% in fiscal year 2025, primarily due to our increased investments in e-commerce businesses.

General and administrative expenses – General and administrative expenses in fiscal year 2025 were RMB44,239 million (US\$6,096 million), or 4.4% of revenue, compared to RMB41,985 million, or 4.5% of revenue, in fiscal year 2024. Without the effect of share-based compensation expense, general and administrative expenses as a percentage of revenue would have increased from 3.9% in fiscal year 2024 to 4.0% in fiscal year 2025.

Share-based compensation expense – Total share-based compensation expense included in the cost and expense items above in fiscal year 2025 was RMB15,577 million (US\$2,147 million), compared to RMB18,546 million in fiscal year 2024.

The following table sets forth our analysis of share-based compensation expense for the periods indicated by type of share-based awards:

by type of share-based awards.

	Year ended March 31,			
	2024	2025		
	RMB	RMB	US\$	YoY % Change
	(in millions, except percentages)			
By type of awards:				
Alibaba Group share-based awards ⁽¹⁾	17,974	11,121	1,533	(38)%
Ant Group share-based awards ⁽²⁾	(6,691)	4	1	N/A
Others ⁽³⁾	7,263	4,452	613	(39)%
Total share-based compensation expense ⁽⁴⁾	18,546	15,577	2,147	(16)%

(1) This represents Alibaba Group share-based awards granted to our employees.

(2) This represents Ant Group share-based awards granted to our employees, which is subject to mark-to-market accounting treatment.

(3) This represents share-based awards of our subsidiaries.

(4) This includes both cash and non-cash share-based compensation expenses.

Share-based compensation expense decreased in fiscal year 2025 compared to fiscal year 2024. This decrease was primarily due to the decrease in the number of the awards granted and the increase in long-term cash incentives granted after considering the macroeconomic environment and the general trends in the talent market.

Share-based compensation expense related to Ant Group share-based awards was a net reversal in fiscal year 2024 because we made a mark-to-market adjustment during the fiscal year relating to Ant Group share-based awards granted to our employees, reflecting a decrease in the value of Ant Group.

We expect that our share-based compensation expense will continue to be affected by changes in the fair value of the underlying awards and the quantity of awards we grant in the future.

Amortization and impairment of intangible assets – Amortization and impairment of intangible assets in fiscal year 2025 was RMB6,336 million (US\$873 million), a decrease of 71% from RMB21,592 million in fiscal year 2024. In fiscal year 2025, impairment of intangible assets of RMB634 million (US\$87 million) was recorded mainly relating to our businesses within All others segment. In fiscal year 2024, an impairment of intangible assets of RMB12,084 million was recorded relating to Sun Art within All others segment.

Impairment of goodwill – Impairment of goodwill in fiscal year 2025 was RMB6,171 million (US\$850 million), a decrease of 41% from RMB10,521 million in fiscal year 2024, which mainly related to Digital Media and Entertainment Group and All others segment.

Income from operations and operating margin

Income from operations in fiscal year 2025 was RMB140,905 million (US\$19,417 million), or 14% of revenue, an increase of 24% compared to RMB113,350 million, or 12% of revenue, in fiscal year 2024, primarily due to the decrease in impairment of intangible assets and goodwill, the decrease in non-cash share-based compensation expense and the increase in adjusted EBITA.

Adjusted EBITDA and Adjusted EBITA

Adjusted EBITDA increased 6% year-over-year to RMB202,325 million (US\$27,881 million) in fiscal year 2025, compared to RMB191,668 million in fiscal year 2024. Adjusted EBITA increased 5% year-over-year to RMB173,065 million (US\$23,849 million) in fiscal year 2025, compared to RMB165,028 million in fiscal year 2024, primarily attributable to revenue growth and improved operating efficiency, partly offset by the increase in investments in our e-commerce businesses and technology. A reconciliation of net income to adjusted EBITDA and adjusted EBITA is included at the end of this results announcement.

Adjusted EBITA by segment

Adjusted EBITA by segment as well as a reconciliation of income from operations to adjusted EBITA are set forth in the section entitled “Full Fiscal Year Segment Results” above.

Interest and investment income, net

Interest and investment income, net in fiscal year 2025 was a gain of RMB20,759 million (US\$2,861 million), compared to a loss of RMB9,964 million in fiscal year 2024, primarily due to the mark-to-market changes from our equity investments and the decrease in impairment of our investments, partly offset by the losses arising from the disposal of subsidiaries.

The above-mentioned gains and losses were excluded from our non-GAAP net income.

Other income, net

Other income, net in fiscal year 2025 was RMB3,387 million (US\$467 million), a decrease of 45% compared to RMB6,157 million in fiscal year 2024, primarily due to change in input VAT super-credit rate from 5% to 0% in calendar year 2024.

Income tax expenses

Income tax expenses in fiscal year 2025 were RMB35,445 million (US\$4,884 million), compared to RMB22,529 million in fiscal year 2024.

Share of results of equity method investees

Share of results of equity method investees in fiscal year 2025 was a profit of RMB5,966 million (US\$822 million), compared to a loss of RMB7,735 million in fiscal year 2024. The following table sets forth a breakdown of share of results of equity method investees for the periods indicated:

	Year ended March 31,		
	2024	2025	
	RMB	RMB	US\$
		(in millions)	
Share of profit (loss) of equity method investees			
- Ant Group	7,860	12,648	1,743
- Others	(2,154)	(2,276)	(314)
Impairment loss	(9,895)	(2,723)	(375)
Others ⁽¹⁾	(3,546)	(1,683)	(232)
Total	(7,735)	5,966	822

(1) “Others” mainly include basis differences arising from equity method investees, share-based compensation expense related to share-based awards granted to employees of our equity method investees, as well as gain or loss arising from the deemed disposal of the equity method investees.

We record our share of results of all equity method investees one quarter in arrears. The year-over-year increase in share of profit of Ant Group was mainly attributable to an increase in fair value of certain investments, partly offset by the investments in new growth initiatives.

Net income and Non-GAAP net income

Our net income in fiscal year 2025 was RMB125,976 million (US\$17,360 million), compared to RMB71,332 million in fiscal year 2024, primarily due to the mark-to-market changes from our equity investments and the increase in income from operations, partly offset by the losses arising from the disposal of subsidiaries.

Excluding non-cash share-based compensation expense, gains/losses of investments, impairment of goodwill and intangible assets, and certain other items, non-GAAP net income in fiscal year 2025 was RMB158,122 million (US\$21,790 million), which remained stable compared to RMB157,479 million in fiscal year 2024. A reconciliation of net income to non-GAAP net income is included at the end of this results announcement.

Net income attributable to ordinary shareholders

Net income attributable to ordinary shareholders in fiscal year 2025 was RMB129,470 million (US\$17,841 million), compared to RMB79,741 million in fiscal year 2024, primarily due to the mark-to-market changes from our equity investments and the increase in income from operations, partly offset by the losses arising from the disposal of subsidiaries.

Diluted earnings per ADS/share and non-GAAP diluted earnings per ADS/share

Diluted earnings per ADS in fiscal year 2025 was RMB53.59 (US\$7.38), compared to RMB31.24 in fiscal year 2024. Excluding non-cash share-based compensation expense, gains/losses of investments, impairment of goodwill and intangible assets, and certain other items, non-GAAP diluted earnings per ADS in fiscal year 2025 was RMB65.41 (US\$9.01), an increase of 5% compared to RMB62.23 in fiscal year 2024.

Diluted earnings per share in fiscal year 2025 was RMB6.70 (US\$0.92 or HK\$7.26), compared to RMB3.91 in fiscal year 2024. Excluding non-cash share-based compensation expense, gains/losses of

investments, impairment of goodwill and intangible assets, and certain other items, non-GAAP diluted earnings per share in fiscal year 2025 was RMB8.18 (US\$1.13 or HK\$8.86), an increase of 5% compared to RMB7.78 in fiscal year 2024.

A reconciliation of diluted earnings per ADS/share to non-GAAP diluted earnings per ADS/share is included at the end of this results announcement. Each ADS represents eight ordinary shares.

Cash and cash equivalents, short-term investments and other treasury investments

As of March 31, 2025, cash and cash equivalents, short-term investments and other treasury investments included in equity securities and other investments on the consolidated balance sheets, of which that are unrestricted for withdrawal and use, were RMB597,132 million (US\$82,287 million), compared to RMB617,230 million as of March 31, 2024. Other treasury investments consist of fixed deposits, certificates of deposit and marketable debt securities with original maturities over one year for treasury purposes. The decrease in cash and cash equivalents, short-term investments and other treasury investments during the year ended March 31, 2025, was primarily due to cash used in repurchase of ordinary shares of RMB86,662 million (US\$11,942 million), dividend payment of RMB29,077 million (US\$4,007 million), acquisition of additional equity interests in non-wholly owned subsidiaries of RMB21,949 million (US\$3,025 million), repayment of unsecured senior notes of RMB16,220 million (US\$2,235 million) and net cash outflow of RMB7,662 million (US\$1,056 million) for investment and acquisition activities, partly offset by free cash flow generated from operations of RMB73,870 million (US\$10,180 million) and net proceeds from the issuance of unsecured and convertible senior notes and the payments for capped call transactions of RMB67,032 million (US\$9,237 million).

Net cash provided by operating activities and free cash flow

Net cash provided by operating activities in fiscal year 2025 was RMB163,509 million (US\$22,532 million), a decrease of 10% compared to RMB182,593 million in fiscal year 2024. Free cash flow, a non-GAAP measurement of liquidity, was RMB73,870 million (US\$10,180 million), a decrease of 53% compared to RMB156,210 million in fiscal year 2024. The decrease in free cash flow was mainly attributed to the increase in our cloud infrastructure expenditure, partly offset by year-over-year increase of adjusted EBITDA. A reconciliation of net cash provided by operating activities to free cash flow is included at the end of this results announcement.

Net cash used in investing activities

During fiscal year 2025, net cash used in investing activities of RMB185,415 million (US\$25,551 million) primarily reflected an increase in other treasury investments by RMB126,041 million (US\$17,369 million) and capital expenditures of RMB85,972 million (US\$11,847 million), partly offset by a decrease in short-term investments by RMB23,395 million (US\$3,224 million).

Net cash used in financing activities

During fiscal year 2025, net cash used in financing activities of RMB76,215 million (US\$10,502 million) primarily reflected cash used in repurchase of ordinary shares of RMB86,662 million (US\$11,942 million), dividend payment of RMB29,077 million (US\$4,007 million) and acquisition of additional equity interests in non-wholly owned subsidiaries of RMB21,949 million (US\$3,025 million), partly offset by net proceeds from the issuance of unsecured and convertible senior notes and the payments for capped call transactions of RMB67,032 million (US\$9,237 million).

Employees

As of March 31, 2025, we had a total of 124,320 employees, compared to 204,891 as of March 31, 2024. The decrease in number of employees was mainly the result of sale and deconsolidation of Sun Art, partly offset by new hires.

WEBCAST AND CONFERENCE CALL INFORMATION

Alibaba Group's management will hold a conference call to discuss the financial results at 7:30 a.m. U.S. Eastern Time (7:30 p.m. Hong Kong Time) on Thursday, May 15, 2025.

All participants must pre-register to join this conference call using the Participant Registration link below:

English: <https://s1.c-conf.com/diamondpass/10046682-j7a0c5.html>

Chinese: <https://s1.c-conf.com/diamondpass/10046685-k9a6cf.html>

Upon registration, each participant will receive details for the conference call, including dial-in numbers, conference call passcode and a unique access PIN. To join the conference, please dial the number provided, enter the passcode followed by your PIN, and you will join the conference.

A live webcast of the earnings conference call can be accessed at <https://www.alibabagroup.com/en/ir/earnings>. An archived webcast will be available through the same link following the call. A replay of the conference call will be available for one week from the date of the conference (Dial-in number: +1 855 883 1031; English conference PIN 10046682; Chinese conference PIN 10046685).

Please visit Alibaba Group's Investor Relations website at <https://www.alibabagroup.com/en/ir/home> on May 15, 2025 to view the earnings release and accompanying slides prior to the conference call.

ABOUT ALIBABA GROUP

Alibaba Group's mission is to make it easy to do business anywhere. The company aims to build the future infrastructure of commerce. It envisions that its customers will meet, work and live at Alibaba, and that it will be a good company that lasts for 102 years.

Investor Relations Contact

Lydia Liu
Head of Investor Relations
Alibaba Group Holding Limited
investor@alibaba-inc.com

Media Contacts

Cathy Yan
cathy.yan@alibaba-inc.com

Ivy Ke
ivy.ke@alibaba-inc.com

EXCHANGE RATE INFORMATION

This results announcement contains translations of certain Renminbi ("RMB") amounts into U.S. dollars ("US\$") and Hong Kong dollars ("HK\$") for the convenience of the reader. Unless otherwise stated, all translations of RMB into US\$ were made at RMB7.2567 to US\$1.00, the exchange rate on March 31, 2025 as set forth in the H.10 statistical release of the Federal Reserve Board, and all translations of RMB into HK\$ were made at RMB0.92283 to HK\$1.00, the middle rate on March 31, 2025 as published by the People's Bank of China. The percentages stated in this announcement are calculated based on the RMB amounts and there may be minor differences due to rounding.

SAFE HARBOR STATEMENTS

This announcement contains forward-looking statements. These statements are made under the “safe harbor” provisions of the U.S. Private Securities Litigation Reform Act of 1995. These forward-looking statements can be identified by terminology such as “may,” “will,” “expect,” “anticipate,” “future,” “aim,” “estimate,” “intend,” “seek,” “plan,” “believe,” “potential,” “continue,” “ongoing,” “target,” “guidance,” “is/are likely to” and similar statements. In addition, statements that are not historical facts, including statements about Alibaba Group’s new organizational and governance structure, Alibaba’s strategies and business and operational plans, Alibaba’s beliefs, expectations and guidance regarding the growth of its business, its financial results, return on investments, strategic investments and dispositions and share repurchases, and the business outlook and quotations from management in this announcement, are or contain forward-looking statements. Forward-looking statements involve inherent risks and uncertainties. A number of factors could cause actual results to differ materially from those contained in any forward-looking statement, including but not limited to: the implementation of Alibaba Group’s new organizational and governance structure; Alibaba’s ability to compete, innovate and maintain or grow its business; risks associated with sustained investments in Alibaba’s businesses; risks related to strategic transactions; fluctuations in general economic and business conditions in China and globally; uncertainties arising from competition among countries and geopolitical tensions, including national trade, investment, protectionist or other policies and export control, economic or trade sanctions; changes to our shareholder return initiatives; and assumptions underlying or related to any of the foregoing. Further information regarding these and other risks is included in Alibaba’s filings with the U.S. Securities and Exchange Commission and announcements on the website of The Stock Exchange of Hong Kong Limited. All information provided in this results announcement is as of the date of this results announcement and are based on assumptions that we believe to be reasonable as of this date, and Alibaba does not undertake any obligation to update any forward-looking statement, except as required under applicable law.

NON-GAAP FINANCIAL MEASURES

To supplement our consolidated financial statements, which are prepared and presented in accordance with GAAP, we use the following non-GAAP financial measures: for our consolidated results, adjusted EBITDA (including adjusted EBITDA margin), adjusted EBITA (including adjusted EBITA margin), non-GAAP net income, non-GAAP diluted earnings per share/ADS and free cash flow. For more information on these non-GAAP financial measures, please refer to the table captioned “Reconciliations of Non-GAAP Measures to the Nearest Comparable U.S. GAAP Measures” in this results announcement.

We believe that adjusted EBITDA, adjusted EBITA, non-GAAP net income and non-GAAP diluted earnings per share/ADS help identify underlying trends in our business that could otherwise be distorted by the effect of certain income or expenses that we include in income from operations, net income and diluted earnings per share/ADS. We believe that these non-GAAP measures provide useful information about our core operating results, enhance the overall understanding of our past performance and future prospects and allow for greater visibility with respect to key metrics used by our management in its financial and operational decision-making. We present three different income measures, namely adjusted EBITDA, adjusted EBITA and non-GAAP net income in order to provide more information and greater transparency to investors about our operating results.

We consider free cash flow to be a liquidity measure that provides useful information to management and investors about the amount of cash generated by our business that can be used for strategic corporate transactions, including investing in our new business initiatives, making strategic investments and acquisitions and strengthening our balance sheet.

Adjusted EBITDA, adjusted EBITA, non-GAAP net income, non-GAAP diluted earnings per share/ADS and free cash flow should not be considered in isolation or construed as an alternative to income from operations, net income, diluted earnings per share/ADS, cash flows or any other measure of performance or

as an indicator of our operating performance. These non-GAAP financial measures presented here do not have standardized meanings prescribed by U.S. GAAP and may not be comparable to similarly titled measures presented by other companies. Other companies may calculate similarly titled measures differently, limiting their usefulness as comparative measures to our data.

Adjusted EBITDA represents net income before interest and investment income, net, interest expense, other income (expense), net, income tax expenses, share of results of equity method investees, certain non-cash expenses, consisting of share-based compensation expense, amortization and impairment of intangible assets, impairment of goodwill, depreciation and impairment of property and equipment, and operating lease cost relating to land use rights, and others (including provision in relation to matters outside the ordinary course of business), which we do not believe are reflective of our core operating performance during the periods presented.

Adjusted EBITA represents net income before interest and investment income, net, interest expense, other income (expense), net, income tax expenses, share of results of equity method investees, certain non-cash expenses, consisting of share-based compensation expense, amortization and impairment of intangible assets, impairment of goodwill, and others (including provision in relation to matters outside the ordinary course of business), which we do not believe are reflective of our core operating performance during the periods presented.

Non-GAAP net income represents net income before non-cash share-based compensation expense, amortization and impairment of intangible assets, gain or loss on deemed disposals/disposals/revaluation of investments, impairment of goodwill and investments, and others (including provision in relation to matters outside the ordinary course of business), and adjustments for the tax effects.

Non-GAAP diluted earnings per share represents non-GAAP net income attributable to ordinary shareholders divided by the weighted average number of outstanding ordinary shares for computing non-GAAP diluted earnings per share on a diluted basis. **Non-GAAP diluted earnings per ADS** represents non-GAAP diluted earnings per share after adjusting for the ordinary share-to-ADS ratio.

Free cash flow represents net cash provided by operating activities as presented in our consolidated cash flow statement less purchases of property and equipment (excluding acquisition of land use rights and construction in progress relating to office campuses) and intangible assets (excluding those acquired through acquisitions), as well as adjustments to exclude from net cash provided by operating activities the buyer protection fund deposits from merchants on our marketplaces. We deduct certain items of cash flows from investing activities in order to provide greater transparency into cash flow from our revenue-generating business operations. We exclude “acquisition of land use rights and construction in progress relating to office campuses” because the office campuses are used by us for corporate and administrative purposes and are not directly related to our revenue-generating business operations. We also exclude buyer protection fund deposits from merchants on our marketplaces because these deposits are restricted for the purpose of compensating buyers for claims against merchants.

The table captioned “Reconciliations of Non-GAAP Measures to the Nearest Comparable U.S. GAAP Measures” in this results announcement has more details on the non-GAAP financial measures that are most directly comparable to GAAP financial measures and the related reconciliations between these financial measures.

ALIBABA GROUP HOLDING LIMITED
UNAUDITED CONSOLIDATED INCOME STATEMENTS

	Three months ended March 31,			Year ended March 31,		
	2024	2025		2024	2025	
	RMB	RMB	US\$	RMB	RMB	US\$
	(in millions, except per share data)			(in millions, except per share data)		
Revenue	221,874	236,454	32,584	941,168	996,347	137,300
Cost of revenue	(148,098)	(145,626)	(20,068)	(586,323)	(598,285)	(82,446)
Product development expenses	(14,085)	(14,934)	(2,058)	(52,256)	(57,151)	(7,876)
Sales and marketing expenses	(28,826)	(36,179)	(4,985)	(115,141)	(144,021)	(19,847)
General and administrative expenses	(14,019)	(10,331)	(1,423)	(41,985)	(44,239)	(6,096)
Amortization and impairment of intangible assets	(2,081)	(833)	(115)	(21,592)	(6,336)	(873)
Impairment of goodwill	–	–	–	(10,521)	(6,171)	(850)
Other (losses) gains, net	–	(86)	(12)	–	761	105
Income from operations	14,765	28,465	3,923	113,350	140,905	19,417
Interest and investment income, net	(5,702)	(7,516)	(1,036)	(9,964)	20,759	2,861
Interest expense	(2,177)	(2,496)	(344)	(7,947)	(9,596)	(1,323)
Other income, net	2,963	20	3	6,157	3,387	467
Income before income tax and share of results of equity method investees	9,849	18,473	2,546	101,596	155,455	21,422
Income tax expenses	(5,722)	(6,854)	(945)	(22,529)	(35,445)	(4,884)
Share of results of equity method investees	(3,208)	354	49	(7,735)	5,966	822
Net income	919	11,973	1,650	71,332	125,976	17,360
Net loss attributable to noncontrolling interests	2,446	586	81	8,677	4,133	569
Net income attributable to Alibaba Group Holding Limited	3,365	12,559	1,731	80,009	130,109	17,929
Accretion of mezzanine equity	(95)	(177)	(25)	(268)	(639)	(88)
Net income attributable to ordinary shareholders	3,270	12,382	1,706	79,741	129,470	17,841
Earnings per share attributable to ordinary shareholders⁽¹⁾						
Basic	0.17	0.67	0.09	3.95	6.89	0.95
Diluted	0.16	0.65	0.09	3.91	6.70	0.92
Earnings per ADS attributable to ordinary shareholders⁽¹⁾						
Basic	1.32	5.36	0.74	31.61	55.12	7.60
Diluted	1.30	5.17	0.71	31.24	53.59	7.38
Weighted average number of shares used in calculating earnings per ordinary share (million shares)⁽¹⁾						
Basic	19,763	18,487		20,182	18,791	
Diluted	19,980	19,153		20,359	19,318	

(1) Each ADS represents eight ordinary shares.

ALIBABA GROUP HOLDING LIMITED
UNAUDITED CONSOLIDATED STATEMENTS OF COMPREHENSIVE INCOME

	Year ended March 31,		
	2024	2025	
	RMB	RMB	US\$
		(in millions)	
Net income	71,332	125,976	17,360
Other comprehensive income (loss):			
- Foreign currency translation:			
Change in unrealized gains (losses), net of tax	13,502	(512)	(70)
- Share of other comprehensive income of equity method investees:			
Change in unrealized gains	980	239	33
- Interest rate swaps under hedge accounting and others:			
Change in unrealized (losses) gains	(97)	82	11
Other comprehensive income (loss)	14,385	(191)	(26)
Total comprehensive income	85,717	125,785	17,334
Total comprehensive loss attributable to noncontrolling interests	8,364	4,183	576
Total comprehensive income attributable to ordinary shareholders	94,081	129,968	17,910

ALIBABA GROUP HOLDING LIMITED
UNAUDITED CONSOLIDATED BALANCE SHEETS

	As of March 31,	As of March 31,	
	2024	2025	
	RMB	RMB	US\$
		(in millions)	
Assets			
Current assets:			
Cash and cash equivalents	248,125	145,487	20,049
Short-term investments	262,955	228,826	31,533
Restricted cash and escrow receivables	38,299	43,781	6,033
Equity securities and other investments	59,949	53,780	7,411
Prepayments, receivables and other assets	143,536	202,175	27,860
Total current assets	752,864	674,049	92,886
Equity securities and other investments	220,942	356,818	49,171
Prepayments, receivables and other assets	116,102	83,431	11,497
Investment in equity method investees	203,131	210,169	28,962
Property and equipment, net	185,161	203,348	28,022
Intangible assets, net	26,950	20,911	2,882
Goodwill	259,679	255,501	35,209
Total assets	1,764,829	1,804,227	248,629
Liabilities, Mezzanine Equity and Shareholders' Equity			
Current liabilities:			
Current bank borrowings	12,749	22,562	3,109
Current unsecured senior notes	16,252	—	—
Income tax payable	9,068	11,638	1,604
Accrued expenses, accounts payable and other liabilities	297,883	332,537	45,825
Merchant deposits	12,737	274	37
Deferred revenue and customer advances	72,818	68,335	9,417
Total current liabilities	421,507	435,346	59,992

ALIBABA GROUP HOLDING LIMITED
UNAUDITED CONSOLIDATED BALANCE SHEETS (CONTINUED)

	As of March 31, 2024	As of March 31, 2025	
	RMB	RMB	US\$
		(in millions)	
Deferred revenue	4,069	4,536	625
Deferred tax liabilities	53,012	48,454	6,677
Non-current bank borrowings	55,686	49,909	6,878
Non-current unsecured senior notes	86,089	122,398	16,867
Non-current convertible unsecured senior notes	—	35,834	4,938
Other liabilities	31,867	17,644	2,432
Total liabilities	652,230	714,121	98,409
Commitments and contingencies			
Mezzanine equity	10,728	11,713	1,613
Shareholders' equity:			
Ordinary shares	1	1	—
Additional paid-in capital	397,999	381,379	52,555
Treasury shares at cost	(27,684)	(36,329)	(5,006)
Statutory reserves	14,733	15,936	2,196
Accumulated other comprehensive income	3,598	3,393	468
Retained earnings	597,897	645,478	88,949
Total shareholders' equity	986,544	1,009,858	139,162
Noncontrolling interests	115,327	68,535	9,445
Total equity	1,101,871	1,078,393	148,607
Total liabilities, mezzanine equity and equity	1,764,829	1,804,227	248,629

ALIBABA GROUP HOLDING LIMITED
UNAUDITED CONDENSED CONSOLIDATED STATEMENTS OF CASH FLOWS

	Three months ended March 31,			Year ended March 31,		
	2024	2025		2024	2025	
	<u>RMB</u>	<u>RMB</u>	<u>US\$</u>	<u>RMB</u>	<u>RMB</u>	<u>US\$</u>
		(in millions)			(in millions)	
Net cash provided by operating activities	23,340	27,520	3,792	182,593	163,509	22,532
Net cash provided by (used in) investing activities	20,267	(39,547)	(5,450)	(21,824)	(185,415)	(25,551)
Net cash used in financing activities	(54,012)	(4,102)	(565)	(108,244)	(76,215)	(10,502)
Effect of exchange rate changes on cash and cash equivalents, restricted cash and escrow receivables	1,900	(569)	(78)	4,389	965	133
(Decrease) Increase in cash and cash equivalents, restricted cash and escrow receivables	(8,505)	(16,698)	(2,301)	56,914	(97,156)	(13,388)
Cash and cash equivalents, restricted cash and escrow receivables at beginning of period	294,929	205,966	28,383	229,510	286,424	39,470
Cash and cash equivalents, restricted cash and escrow receivables at end of period	<u>286,424</u>	<u>189,268</u>	<u>26,082</u>	<u>286,424</u>	<u>189,268</u>	<u>26,082</u>

ALIBABA GROUP HOLDING LIMITED
RECONCILIATIONS OF NON-GAAP MEASURES TO THE NEAREST COMPARABLE U.S. GAAP MEASURES

The table below sets forth a reconciliation of our net income to adjusted EBITA and adjusted EBITDA for the periods indicated:

	Three months ended March 31,			Year ended March 31,		
	2024	2025		2024	2025	
	RMB	RMB	US\$	RMB	RMB	US\$
		(in millions)			(in millions)	
Net income	919	11,973	1,650	71,332	125,976	17,360
Adjustments to reconcile net income to adjusted EBITA and adjusted EBITDA:						
Interest and investment income, net	5,702	7,516	1,036	9,964	(20,759)	(2,861)
Interest expense	2,177	2,496	344	7,947	9,596	1,323
Other income, net	(2,963)	(20)	(3)	(6,157)	(3,387)	(467)
Income tax expenses	5,722	6,854	945	22,529	35,445	4,884
Share of results of equity method investees	3,208	(354)	(49)	7,735	(5,966)	(822)
Income from operations	14,765	28,465	3,923	113,350	140,905	19,417
Non-cash share-based compensation expense	7,123	2,781	383	18,546	13,970	1,925
Amortization and impairment of intangible assets	2,081	833	115	21,592	6,336	873
Impairment of goodwill, and others	–	537	74	11,540	11,854	1,634
Adjusted EBITA	23,969	32,616	4,495	165,028	173,065	23,849
Depreciation and impairment of property and equipment, and operating lease cost relating to land use rights	6,838	9,167	1,263	26,640	29,260	4,032
Adjusted EBITDA	30,807	41,783	5,758	191,668	202,325	27,881

ALIBABA GROUP HOLDING LIMITED
RECONCILIATIONS OF NON-GAAP MEASURES TO THE NEAREST COMPARABLE U.S. GAAP MEASURES (CONTINUED)

The table below sets forth a reconciliation of our net income to non-GAAP net income for the periods indicated:

	Three months ended March 31,			Year ended March 31,		
	2024	2025		2024	2025	
	RMB	RMB	US\$	RMB	RMB	US\$
		(in millions)			(in millions)	
Net income	919	11,973	1,650	71,332	125,976	17,360
Adjustments to reconcile net income to non-GAAP net income:						
Non-cash share-based compensation expense	7,123	2,781	383	18,546	13,970	1,925
Amortization and impairment of intangible assets	2,081	833	115	21,592	6,336	873
Loss (Gain) on deemed disposals/disposals/ revaluation of investments	4,994	12,306	1,696	21,659	(8,764)	(1,208)
Impairment of goodwill and investments, and others	10,657	897	123	33,679	22,435	3,092
Tax effects ⁽¹⁾	(1,356)	1,057	146	(9,329)	(1,831)	(252)
Non-GAAP net income	24,418	29,847	4,113	157,479	158,122	21,790

(1) Tax effects primarily comprise tax effects relating to non-cash share-based compensation expense, amortization and impairment of intangible assets and certain gains and losses from investments, and others.

ALIBABA GROUP HOLDING LIMITED
RECONCILIATIONS OF NON-GAAP MEASURES TO THE NEAREST COMPARABLE U.S.
GAAP MEASURES (CONTINUED)

The table below sets forth a reconciliation of our diluted earnings per share/ADS to non-GAAP diluted earnings per share/ADS for the periods indicated:

	Three months ended March 31,			Year ended March 31,		
	2024	2025		2024	2025	
	RMB	RMB	US\$	RMB	RMB	US\$
	(in millions, except per share data)			(in millions, except per share data)		
Net income attributable to ordinary shareholders – basic	3,270	12,382	1,706	79,741	129,470	17,841
Dilution effect on earnings arising from non-cash share-based awards operated by equity method investees and subsidiaries	(15)	(82)	(11)	(228)	(300)	(41)
Adjustments for interest expense attributable to convertible unsecured senior notes	–	70	10	–	235	32
Net income attributable to ordinary shareholders – diluted	3,255	12,370	1,705	79,513	129,405	17,832
Non-GAAP adjustments to net income attributable to ordinary shareholders ⁽¹⁾	22,073	17,610	2,426	78,846	28,535	3,933
Non-GAAP net income attributable to ordinary shareholders for computing non-GAAP diluted earnings per share/ADS	25,328	29,980	4,131	158,359	157,940	21,765
Weighted average number of shares on a diluted basis for computing non-GAAP diluted earnings per share/ADS (million shares)⁽²⁾	19,980	19,153		20,359	19,318	
Diluted earnings per share⁽²⁾⁽³⁾	0.16	0.65	0.09	3.91	6.70	0.92
Non-GAAP diluted earnings per share⁽²⁾⁽⁴⁾	1.27	1.57	0.22	7.78	8.18	1.13
Diluted earnings per ADS⁽²⁾⁽³⁾	1.30	5.17	0.71	31.24	53.59	7.38
Non-GAAP diluted earnings per ADS⁽²⁾⁽⁴⁾	10.14	12.52	1.73	62.23	65.41	9.01

(1) Non-GAAP adjustments excluding the attributions to the noncontrolling interests. See the table above for items regarding the reconciliation of net income to non-GAAP net income (before excluding the attributions to the noncontrolling interests).

(2) Each ADS represents eight ordinary shares.

(3) Diluted earnings per share is derived from dividing net income attributable to ordinary shareholders by the weighted average number of outstanding ordinary shares, on a diluted basis. Diluted earnings per ADS is derived from the diluted earnings per share after adjusting for the ordinary share-to-ADS ratio.

(4) Non-GAAP diluted earnings per share is derived from dividing non-GAAP net income attributable to ordinary shareholders by the weighted average number of outstanding ordinary shares for computing non-GAAP diluted earnings per share, on a diluted basis. Non-GAAP diluted earnings per ADS is derived from the non-GAAP diluted earnings per share after adjusting for the ordinary share-to-ADS ratio.

ALIBABA GROUP HOLDING LIMITED
RECONCILIATIONS OF NON-GAAP MEASURES TO THE NEAREST COMPARABLE U.S.
GAAP MEASURES (CONTINUED)

The table below sets forth a reconciliation of net cash provided by operating activities to free cash flow for the periods indicated:

	Three months ended March 31,			Year ended March 31,		
	2024	2025		2024	2025	
	RMB	RMB	US\$	RMB	RMB	US\$
		(in millions)			(in millions)	
Net cash provided by operating activities	23,340	27,520	3,792	182,593	163,509	22,532
Less: Purchase of property and equipment (excluding land use rights and construction in progress relating to office campuses)	(10,174)	(23,993)	(3,306)	(27,579)	(84,278)	(11,614)
Less: Purchase of intangible assets (excluding those acquired through acquisitions)	—	—	—	(842)	—	—
Less: Changes in the buyer protection fund deposits	2,195	216	30	2,038	(5,361)	(738)
Free cash flow	15,361	3,743	516	156,210	73,870	10,180

NOTES TO THE FINANCIAL INFORMATION

Basis of presentation

Our unaudited condensed consolidated financial statements were prepared in accordance with accounting principles generally accepted in the United States of America. There were no significant changes to our significant accounting policies from the audited consolidated financial statements for the preceding fiscal year, except that the accounting policies relating to unsecured senior notes and derivatives and hedging were updated for the convertible senior notes and the related capped call transactions, respectively. The adoption of the accounting standard updates did not have a material impact on the financial position, results of operations and cash flows.

Revenue

Revenue by type is as follows:

	Year ended March 31,	
	2024	2025
	RMB	RMB
	(in millions)	
Customer management services	386,571	424,877
Membership fees and value-added services	41,956	46,613
Logistics services	114,073	123,379
Cloud services	76,459	84,517
Sales of goods	283,273	274,276
Other revenue	38,836	42,685
	<u>941,168</u>	<u>996,347</u>

Income tax expenses

Composition of income tax expenses is as follows:

	Year ended March 31,	
	2024	2025
	RMB	RMB
	(in millions)	
Current income tax expense	27,792	35,071
Deferred taxation	(5,263)	374
	<u>22,529</u>	<u>35,445</u>

Dividends

A two-part dividend comprised of (i) an annual dividend for the year ended March 31, 2024 of US\$0.125 per ordinary share or US\$1.00 per ADS, and (ii) a one-time extraordinary dividend of US\$0.0825 per ordinary share or US\$0.66 per ADS, was declared on May 14, 2024.

A two-part dividend in the total amount of US\$0.25 per ordinary share or US\$2.00 per ADS comprised of (i) an annual dividend for the year ended March 31, 2025 of US\$0.13125 per ordinary share or US\$1.05 per ADS, and (ii) a one-time extraordinary dividend of US\$0.11875 per ordinary share or US\$0.95 per ADS, was declared on May 15, 2025.

NOTES TO THE FINANCIAL INFORMATION (CONTINUED)

Earnings per share/ADS

The following table sets forth the computation of basic and diluted net income per share/ADS for the following periods:

	Year ended March 31,	
	2024	2025
	RMB	RMB
	(in millions, except per share data)	
Earnings per share		
<u>Numerator:</u>		
Net income attributable to ordinary shareholders for computing net income per ordinary share — basic	79,741	129,470
Dilution effect on earnings arising from non-cash share-based awards operated by equity method investees and subsidiaries	(228)	(300)
Adjustments for interest expense attributable to convertible unsecured senior notes	—	235
Net income attributable to ordinary shareholders for computing net income per ordinary share — diluted	79,513	129,405
<u>Shares (denominator):</u>		
Weighted average number of shares used in calculating net income per ordinary share — basic (million shares)	20,182	18,791
Adjustments for dilutive RSUs and share options (million shares)	177	200
Adjustments for convertible unsecured senior notes (million shares)	—	327
Weighted average number of shares used in calculating net income per ordinary share — diluted (million shares)	20,359	19,318
Net income per ordinary share — basic (RMB)	3.95	6.89
Net income per ordinary share — diluted (RMB)	3.91	6.70
Earnings per ADS		
Net income per ADS — basic (RMB)	31.61	55.12
Net income per ADS — diluted (RMB)	31.24	53.59

NOTES TO THE FINANCIAL INFORMATION (CONTINUED)

Aging analysis

Accounts receivable

The aging analysis of the accounts receivable, net of allowance based on billing date is as follows:

	As of March 31,	
	2024	2025
	RMB	RMB
	(in millions)	
0-3 months	23,046	25,172
3-6 months	3,306	3,078
6-12 months	2,086	1,775
Over 1 year	924	627
Accounts receivable, net of allowance	29,362	30,652

Accounts payable

The aging analysis of the accounts payable based on billing date is as follows:

	As of March 31,	
	2024	2025
	RMB	RMB
	(in millions)	
0-3 months	54,066	52,019
3-6 months	5,551	3,990
6-12 months	1,271	846
Over 1 year	2,960	1,346
Accounts payable	63,848	58,201

LIQUIDITY AND CAPITAL RESOURCES

We fund our operations and strategic investments from cash generated from our operations and through debt and equity financing. We generated RMB182,593 million and RMB163,509 million of cash from operating activities for the year ended March 31, 2024 and 2025, respectively. As of March 31, 2025, we had cash and cash equivalents, short-term investments and other treasury investments of RMB597,132 million that are unrestricted for withdrawal and use. Short-term investments include investments in fixed deposits with original maturities between three months and one year and certain investments in wealth management products, certificates of deposit, marketable debt securities and other investments whereby we have the intention to redeem within one year. Other treasury investments mainly include investments in fixed deposits, certificates of deposit and marketable debt securities with original maturities over one year for treasury purposes. The remaining maturities of these treasury investments held by us generally range from one to five years.

We believe that our current levels of cash and cash flows from operations will be sufficient to meet our anticipated cash needs for at least the next twelve months. However, we may need additional cash resources in the future if we find and wish to pursue opportunities for investment, acquisition, strategic cooperation or other similar actions, which may include investing in technology, infrastructure, including data management and analytics solutions, or related talent. If we determine that our cash requirements exceed our amounts of cash on hand or if we decide to further optimize our capital structure, we may seek to issue additional debt or equity securities or obtain credit facilities or other sources of funding.

In May 2024, we issued convertible unsecured fixed rate senior notes for an aggregate principal amount of US\$5.0 billion due on June 1, 2031. The convertible senior notes are senior unsecured obligations, and interest at an annual rate of 0.5% is payable in arrears semiannually.

In November 2024, we issued unsecured fixed rate senior notes with varying maturities, consisting of U.S. dollar-denominated notes for an aggregate principal amount of US\$2.65 billion and RMB-denominated notes for an aggregate principal amount of RMB17 billion. The senior notes are senior unsecured obligations, and interest is payable in arrears semiannually.

We monitor the Group's financial health and liquidity position by reviewing its total debts to Adjusted EBITDA ratio, calculated by dividing bank borrowings, unsecured senior notes and convertible unsecured senior notes by Adjusted EBITDA for the last twelve months. The Group's total debts to Adjusted EBITDA ratio was 0.89 and 1.14 as at March 31, 2024 and 2025, respectively.

SIGNIFICANT INVESTMENTS

Our significant investment consists of Ant Group. Ant Group provides comprehensive digital payment services and facilitates digital financial and value-added services for consumers and merchants in China and across the world. As of March 31, 2025, our equity interest in Ant Group on a fully diluted basis was 33%. During the year ended March 31, 2025, dividend received from Ant Group amounted to RMB2,630 million.

We did not hold any other significant investments as of March 31, 2025.

MATERIAL ACQUISITIONS AND DISPOSALS

Our material acquisitions and disposals of subsidiaries, associates and joint ventures in the year ended March 31, 2025 are set forth below.

In December 2024, we entered into the sale and purchase agreement with an independent purchaser, pursuant to which, among other things, the purchaser has conditionally agreed to purchase all of the equity interest in Sun Art held by the Group, representing approximately 73.66% of the total number of the ordinary shares of Sun Art in issue. Pursuant to the sale and purchase agreement, the Group was entitled to

receive approximately HKD9,698 million (RMB9,054 million), which comprised of cash considerations and deferred cash considerations. The sale of Sun Art was completed as of March 31, 2025.

In December 2024, we together with another minority shareholder agreed to sell 100% of the equity interest in Intime to a consortium of purchasers. The Group held approximately 99% of the equity interest in Intime. The cash consideration to the Group from the sale of Intime is approximately RMB7.4 billion. The sale of Intime was substantially completed as of March 31, 2025.

As at the date of this results announcement, the Group did not have detailed future plans for material investments.

PLEDGE OF ASSETS

Certain of the Group's bank borrowings are collateralized by a pledge of certain buildings and property improvements, construction in progress and land use rights in the PRC, receivables and other treasury investments with carrying values of RMB34,056 million and RMB30,213 million, as of March 31, 2024 and 2025, respectively. In addition, certain of the Group's payables are collateralized by a pledge of certain short-term investments and other treasury investments with carrying values of nil and RMB3,697 million as of March 31, 2024 and 2025, respectively.

FOREIGN EXCHANGE RISK

Foreign currency risk arises from future commercial transactions, recognized assets and liabilities and net investments in foreign operations. Although we operate businesses in different countries and regions, most of our revenue-generating transactions, and a majority of our expense-related transactions, are denominated in Renminbi, which is the functional currency of our major operating subsidiaries and the reporting currency of our financial statements. When considered appropriate, we enter into hedging activities with regard to exchange rate risk.

The value of the Renminbi against the U.S. dollar and other currencies may fluctuate and is affected by, among other things, changes in political and economic conditions and the foreign exchange policy adopted by the governments. It is difficult to predict how market forces or PRC or U.S. government policy may impact the exchange rate between the Renminbi and the U.S. dollar in the future.

To the extent that we need to convert U.S. dollars into Renminbi for our operations, appreciation of the Renminbi against the U.S. dollar would reduce the Renminbi amount we receive from the conversion. Conversely, if we decide to convert Renminbi into U.S. dollars for the purpose of making payments for dividends on our ordinary shares or ADSs, servicing our outstanding debts, or for other business purposes, appreciation of the U.S. dollar against the Renminbi would reduce the U.S. dollar amounts available to us.

CONTINGENT LIABILITIES

As at March 31, 2025, the Group had no material contingent liabilities.

CAPITAL EXPENDITURE AND CAPITAL COMMITMENT

Our capital expenditures have been incurred primarily in relation to (i) the acquisition of computer equipment and construction of data centers relating to our Cloud business and our e-commerce businesses; (ii) the acquisition of infrastructure for logistics services and direct sales businesses; and (iii) the acquisition of land use rights and construction of corporate campuses and office facilities. In the year ended March 31, 2024 and 2025, our capital expenditures totaled RMB32,087 million and RMB85,972 million, respectively.

The Group's capital commitments primarily relate to capital expenditures contracted for purchase of property and equipment, including the construction of corporate campuses. Total capital commitments

contracted but not provided for amounted to RMB18,372 million and RMB45,321 million as of March 31, 2024 and March 31, 2025, respectively.

We recently announced our plan to invest in our cloud and AI infrastructure. Save as disclosed above, as at the date of this results announcement, the Group did not have other detailed future plans for material capital assets.

REMUNERATION POLICY

The Group's remuneration policy and compensation packages are periodically reviewed. Discretionary bonuses and other long-term incentives may be awarded to selected employees based on various factors including but not limited to individual performance and the overall performance of our business. We have established learning and training programs to develop our employees both personally and professionally, helping them to better realize their potential and create value, thereby supporting their long-term career success.

The company's subsidiaries in the PRC participate in a government-mandated multi-employer defined contribution plan, which provides housing, pension, medical, maternity, work-related injury and unemployment benefits, as well as other welfare benefits to employees. The relevant labor regulations require the company's subsidiaries in the PRC to make monthly contributions to the local labor and social security authorities based on the applicable benchmarks and rates stipulated by the local government. Additionally, we provide commercial health and accidental insurance for our employees. The company's subsidiaries also formulate their own unique benefit plans and assistance programs tailored to their specific business needs.

The Group also makes payments to other defined contribution plans and defined benefit plans for the benefit of employees employed by subsidiaries outside of the PRC.

Share-based awards such as restricted share units, incentive and non-statutory stock options, restricted shares and share appreciation rights may be granted to any directors, employees and consultants of the Group or affiliated companies under equity incentive plans adopted since the inception of the company.

SUBSEQUENT EVENTS

Save as disclosed in this results announcement, as at the date of this results announcement, there were no significant events that might affect the Group since March 31, 2025.

PURCHASE, SALE OR REDEMPTION OF OUR COMPANY'S LISTED SECURITIES

During the year ended March 31, 2025, our company repurchased a total of 1,078 million ordinary shares on the Hong Kong Stock Exchange and the New York Stock Exchange for an aggregate consideration of US\$10.7 billion.

Details of the ordinary shares repurchased on the Hong Kong Stock Exchange are as follows:

Month of repurchase	Number of ordinary shares repurchased	Highest price paid (HK\$)	Lowest price paid (HK\$)	Aggregate consideration paid (HK\$, in millions)
April 2024	96,690,300	75.40	65.85	6,786
May 2024	41,430,000	85.85	73.45	3,261
June 2024	68,863,600	77.45	70.55	5,018
July 2024	92,633,600	77.95	69.90	6,875
August 2024	43,526,100	80.55	72.85	3,354
Total	343,143,600			25,294

Details of the ordinary shares repurchased on the New York Stock Exchange are as follows:

Month of repurchase	Number of ordinary shares underlying ADSs repurchased ⁽¹⁾	Highest price paid (US\$)	Lowest price paid (US\$)	Aggregate consideration paid (US\$, in millions)
April 2024	119,222,792	9.61	8.56	1,078
May 2024	57,509,912	11.30	9.36	580
June 2024	111,022,008	10.00	8.98	1,059
July 2024	96,566,976	10.12	9.00	920
August 2024	101,855,904	10.72	9.24	1,030
September 2024	79,554,616	12.19	10.04	840
October 2024	11,759,376	12.50	11.94	145
November 2024	54,593,728	12.50	10.33	606
December 2024	52,621,624	11.25	10.25	560
January 2025	39,373,032	11.25	10.04	410
February 2025	1,758,560	17.50	16.28	30
March 2025	9,397,632	17.50	15.82	159
Total	735,236,160			7,417

(1) Each ADS represents eight ordinary shares.

Our company also repurchased 118,628,800 ordinary shares at the price of US\$10.10 per share, representing an aggregate consideration of approximately US\$1.2 billion, through privately negotiated transaction concurrently with the pricing of our convertible senior notes offering on May 23, 2024.

As of the date of this results announcement, other than ordinary shares transferred to a trust prior to the Primary Conversion Effective Date (as defined below), all the ordinary shares repurchased during the year ended March 31, 2025 have been cancelled.

Save as disclosed above, neither our company nor any of our subsidiaries purchased, sold or redeemed any of our company's securities listed on the Hong Kong Stock Exchange or the New York Stock Exchange (including sale of Treasury Shares) during the year ended March 31, 2025. As of March 31, 2025, our company did not hold any treasury shares as defined in the Hong Kong Listing Rules.

CORPORATE GOVERNANCE

Compliance with the Corporate Governance Code

We became subject to the Corporate Governance Code (the “**Corporate Governance Code**”) set forth in Appendix C1 to the Hong Kong Listing Rules upon the voluntary conversion of our secondary listing status to primary listing status on the Main Board of the Hong Kong Stock Exchange, effective on August 28, 2024 (the “**Primary Conversion Effective Date**”).

To the knowledge of the company and our directors, we have complied with all applicable code provisions as set out in Part 2 of the Corporate Governance Code during the period from the Primary Conversion Effective Date to March 31, 2025.

Compliance with the Model Code

We have adopted our own trading guidelines, on terms no less exacting than the required standard set out in the Model Code for Securities Transactions by Directors of Listed Issuers (the “**Model Code**”) as set out in Appendix C3 to the Hong Kong Listing Rules, to regulate, among others, all dealings by directors and relevant employees of securities in the company.

Having made specific enquiry of all directors, all directors confirmed that they have complied with our trading guidelines throughout the period from the Primary Conversion Effective Date to March 31, 2025.

REVIEW OF ANNUAL RESULTS

Our audit committee has reviewed our unaudited consolidated annual results for the fiscal year ended March 31, 2025, and has met with the independent auditor of the company, PricewaterhouseCoopers. Our audit committee has also discussed the accounting policies and practices adopted by us, as well as internal control and financial reporting matters with our senior management members.

The unaudited financial information disclosed in this announcement is preliminary. The audit of the consolidated financial statements and related notes to be included in our annual report to shareholders for the fiscal year ended March 31, 2025 is still in progress. The figures in respect of our unaudited consolidated balance sheets, unaudited consolidated income statements, unaudited consolidated statements of comprehensive income, unaudited condensed consolidated statements of cash flows and the related notes thereto for the fiscal year ended March 31, 2025 as set out in this announcement have been agreed by our auditor, PricewaterhouseCoopers, to the amounts set out in our draft consolidated financial statements for the fiscal year. The work performed by our auditor in this respect did not constitute an assurance engagement, and consequently no opinion or assurance has been expressed by our auditor on this announcement.

By order of the Board
Alibaba Group Holding Limited
Kevin Jinwei ZHANG
Secretary

Hong Kong, May 15, 2025

As at the date of this results announcement, our board of directors comprises Mr. Joseph C. TSAI as the chairman, Mr. Eddie Yongming WU, Mr. J. Michael EVANS and Ms. Maggie Wei WU as directors, and Mr. Jerry YANG, Ms. Wan Ling MARTELLO, Mr. Weijian SHAN, Ms. Irene Yun-Lien LEE, Mr. Albert Kong Ping NG and Mr. Kabir MISRA as independent directors.

APPENDIX II

REPRODUCTION OF THE ANNUAL FINANCIAL STATEMENTS OF THE ISSUER AS AT AND FOR THE YEAR ENDED 31 DECEMBER 2024 AND ITS AUDITOR'S REPORT

The information set out below is a reproduction of the annual financial statements of the Issuer as at and for the year ended 31 December 2024 and its auditor's report.

SG Issuer
Société Anonyme

Financial statements,
Report of the Executive Board and Corporate Governance Statement and
Audit Report of the Réviseur d'Entreprises Agréé

As at and for the year ended 31 December 2024

10, Porte de France
L-4360 Esch-sur-Alzette
R.C.S. Luxembourg : B121.363

The version of the financial statements has been prepared based on the ESEF version which is the only authoritative one.

EXECUTIVE BOARD MEMBERS	1
SUPERVISORY BOARD MEMBERS.....	2
AUDIT COMMITTEE MEMBERS.....	3
MANAGEMENT AND ADMINISTRATION.....	4
LEGAL ADVISERS AND RÉVISEUR D'ENTREPRISES AGRÉÉ	5
REPORT OF THE EXECUTIVE BOARD AND CORPORATE GOVERNANCE STATEMENT.....	6
CORPORATE GOVERNANCE STATEMENT FOR THE FINANCIAL STATEMENTS.....	10
Audit report.....	11
Statement of Financial Position	16
Statement of Profit or Loss and Other Comprehensive Income	17
Statement of Changes in Equity	18
Statement of Cash Flows	19
NOTE 1 – CORPORATE INFORMATION	20
NOTE 2 – MATERIAL ACCOUNTING POLICIES.....	21
2.1 Basis of preparation.....	21
2.2 New accounting standards	22
2.3 Summary of material accounting policies.....	24
2.4 Geopolitical Crises and Macroeconomic Context	32
NOTE 3 – CASH AND CASH EQUIVALENTS	33
As of 31 December 2024, and 2023, this caption only contained cash that was repayable on demand.....	33
NOTE 4 – FINANCIAL INSTRUMENTS	33
4.1 Financial assets measured at fair value through profit or loss	33
4.2 Financial liabilities measured at fair value through profit or loss	34
4.3 Financial liabilities measured at amortised cost	35
NOTE 5 – LOANS AND RECEIVABLES.....	36
NOTE 6 – OTHER ASSETS AND OTHER LIABILITIES	36
NOTE 7 – TAXATION.....	36
NOTE 8 – SHAREHOLDERS' EQUITY	37
8.1 Share capital and share premium	37
8.2 Reserves.....	37
NOTE 9 – INTEREST INCOME AND EXPENSES.....	38
NOTE 10 – COMMISSION INCOME	38
NOTE 11 – NET RESULT FROM FINANCIAL INSTRUMENTS AT FAIR VALUE THROUGH PROFIT OR LOSS	38
NOTE 12 – PERSONNEL EXPENSES.....	38
NOTE 13 – OTHER OPERATING EXPENSES	39
NOTE 14 – OFF-BALANCE SHEET.....	39
NOTE 15 – RISK MANAGEMENT	41
15.1 Market risk.....	41
15.2 Foreign currency risk	41
15.3 Credit risk.....	42
15.4 Interest rate risk	42
15.5 Liquidity risk.....	42
15.6 Fair Value measurement.....	44
15.7 Operational risk	51
NOTE 16 – RELATED PARTIES	51
NOTE 17 – REMUNERATION, ADVANCES AND LOANS GRANTED TO MEMBERS OF THE ADMINISTRATIVE OR SUPERVISORY BODY	54
NOTE 18 – INFORMATION ON LITIGATIONS	54
NOTE 19 – CAPITAL MANAGEMENT	54
NOTE 20 – USE OF DERIVATIVES	54
NOTE 21 - SIGNIFICANT CHANGES IN THE CURRENT PERIOD.....	55
NOTE 22 – SUBSEQUENT EVENTS	55

Executive Board Members

As at 31 December 2024

EXECUTIVE BOARD MEMBERS

Chairman:

Mr Yves CACCLIN

Employee of Société Générale Luxembourg
11, avenue Emile Reuter, L-2420 Luxembourg

Members:

Mr Thierry BODSON

Employee of Société Générale Luxembourg
11, avenue Emile Reuter, L-2420 Luxembourg

Mr François CARALP

Employee of Société Générale
Tour Société Générale, 17, cours Valmy, F-92987 Paris-La Défense 7, France

Mr Julien BOUCHAT

Employee of Société Générale Luxembourg
11, avenue Emile Reuter, L-2420 Luxembourg

Mr Youenn LE BRIS

Employee of Société Générale Luxembourg
11, avenue Emile Reuter, L-2420 Luxembourg

Mr Laurent SIMONET

Employee of Société Générale
Tour Société Générale, 17, cours Valmy, F-92987 Paris-La Défense 7, France

Mr Samuel WOROBEL

Employee of Société Générale
Tour Société Générale, 17, cours Valmy, F-92987 Paris-La Défense 7, France

Supervisory Board Members

As at 31 December 2024

SUPERVISORY BOARD MEMBERS

Chairman:

Mr Laurent WEIL

Employee of Société Générale

Tour Société Générale, 17, cours Valmy, F-92987 Paris-La Défense 7, France

Vice-president:

Mrs Peggy VENIANT COTTIN

Employee of Société Générale Luxembourg

11, avenue Emile Reuter, L-2420 Luxembourg

Members:

Mr Faouzi BORGI

Employee of Société Générale

Tour Société Générale, 17, cours Valmy, F-92987 Paris - La Défense 7, France

Mr Gregory CLAUDY

Independent Director

225A, rue du Burgknapp, B-6717 Heinstert, Belgium

Mr Emanuele MAIOCCHI

Employee of Société Générale Luxembourg

11, avenue Emile Reuter, L-2420 Luxembourg

Audit Committee Members

As at 31 December 2024

AUDIT COMMITTEE MEMBERS

Chairman:

Mr Gregory CLAUDY

Independent Director

225A, rue du Burgknapp, B-6717 Heinstert, Belgium

Members:

Mr Emanuele MAIOCCHI

Employee of Société Générale Luxembourg

11, avenue Emile Reuter, L-2420 Luxembourg

Mrs Peggy VENIANT COTTIN

Employee of Société Générale Luxembourg

11, avenue Emile Reuter, L-2420 Luxembourg

Management and Administration

As at 31 December 2024

MANAGEMENT AND ADMINISTRATION

Issuer

SG Issuer

10, Porte de France, L-4360 Esch-sur-Alzette, Luxembourg (following the decision of the Extraordinary General Meeting of 26 March 2025)

15, Avenue Emile Reuter, L-2420 Luxembourg, Luxembourg (until 25 March 2025)

Guarantor (if applicable, as specified in the Final Terms)

Société Générale

29, boulevard Haussmann, F-75009 Paris, France

Arranger and Dealer

Société Générale

Tour Société Générale, 17, cours Valmy, F-92987 Paris-La Défense 7, France

Security Trustee and Security Agent Trustee

The Bank of New York Mellon Corporate Trustee Services Limited

One Canada Square, London E14 5AL, United Kingdom

Collateral Custodian

The Bank of New York Mellon S.A., Luxembourg Branch

Vertigo Building, Polaris, 2-4, rue Eugène Ruppert, L-2453 Luxembourg, Luxembourg

Collateral Monitoring Agent

The Bank of New York Mellon London Branch

One Canada Square, London E14 5AL, United Kingdom

Custodian Agent, Issuing and Paying Agent, Registrar, Exchange Agent and Transfer Agent

Société Générale Luxembourg

11, avenue Emile Reuter, L-2420 Luxembourg, Luxembourg

Paying Agents

Société Générale

29, boulevard Haussmann, F-75009 Paris, France

&

Société Générale, New York Branch

1221, avenue of the Americas, New York NY 10020, United States of America

Warrant Agent

Société Générale Luxembourg

11, avenue Emile Reuter, L-2420 Luxembourg, Luxembourg

Legal advisers and Réviseur d'entreprises agréé

As at 31 December 2024

LEGAL ADVISERS AND RÉVISEUR D'ENTREPRISES AGRÉÉ

Legal advisers

To the Arranger as to English, French and U.S. laws

Allen Overy Shearman Sterling LLP

52, avenue Hoche, CS 90005, 75379 Paris Cedex 08, France

To the Trustee as to English Law

Allen Overy Shearman Sterling LLP

1 Bishops Square, London E1 6AD, United Kingdom

To the Arranger as to Luxembourg Law

Allen Overy Shearman Sterling

5, avenue John F. Kennedy, L-1855 Luxembourg, Luxembourg

Auditor (Réviseur d'Entreprises Agréé)

PricewaterhouseCoopers, Société coopérative

2, rue Gerhard Mercator L-2182 Luxembourg

Report of the Executive Board and Corporate Governance Statement (continued)

As at 31 December 2024

REPORT OF THE EXECUTIVE BOARD AND CORPORATE GOVERNANCE STATEMENT

The Directors of SG Issuer (the “Company” or “SGIS”) (each a “Director”, collectively the “Executive Board”) present the financial statements and the Report of the Executive Board and Corporate Governance Statement of the Company for the year ended 31 December 2024.

1. ACTIVITIES AND REVIEW OF THE DEVELOPMENT OF THE BUSINESS

The purpose of SG Issuer is to issue Notes and Warrants with all types of underlying including, without restriction, Shares, Index, Interest Rate, Dividend, Credit Risk, Foreign Exchange, Commodities, Funds, Warrants, allowing investors to access to the full pricing capabilities of Société Générale, which proposes an extensive range of investment strategies linked to these various asset classes.

Notes and Warrants issued by the Company can be sold in either Private Placements or Public Offerings. Notes are mainly Debt Securities, Bonds, Certificates. Issuing Proceeds raised by the sale of the Notes are transferred to Société Générale Paris S.A. (“Société Générale”) through a Fully Funded Swap (“FFS”), which perfectly mirrors SGIS for the full issue size.

Warrants are financial products like Turbos, inline Warrants, daily Leverage Certificates, which aim to replicate the same financial exposure as buying (Call) or selling (Put) an asset such as a share or an index, at a predetermined price (strike price) on a predetermined date (expiry) and to offer different pay-off or exposures to investors.

Payments in respect of the Notes and Warrants issued by the Company are unconditionally and irrevocably guaranteed by Société Générale.

On request of investors, the Company can issue Collateralised Notes or Warrants (respectively “secured Notes” or “Secured Warrants”) in order to propose an additional layer of protection to investors in case of default of Société Générale.

Notes and Warrants issuances are governed by the programs prepared by Société Générale.

The main programs for Notes are (i) the Debt Instruments Issuance Program, the Base Prospectus of which has been updated and approved by the CSSF on 31 May 2024 and (ii) the “Programme d'Emission de Titres de Créance”, the Base Prospectus of which has been updated and approved by the CSSF on 12 June 2024. Similarly, the main program for Warrants is the Warrants Issuance Program, for which the last updates have been approved by the CSSF on 26 June 2024.

In addition, (i) the German law Dual Language Debt Instruments Issuance Program has been updated and approved by the CSSF on 10 June 2024 and (ii) the Dual Language Leveraged and Tracking Products Issuance Program has been updated and approved by the CSSF on 2 July 2024.

The UK Debt Instrument Issuance program has been approved by the FCA on 31 May 2024 and the Swiss Securities Issuance Program on 3 July 2024 by the SIX Exchange Regulation Ltd.

The state of business of the Company at the closing of the financial year is adequately presented in the financial statements published hereby.

During 2024, 21 737 new Notes were issued (among which 917 new secured Notes) and 1 553 new Warrants were issued. The net profit for the period from 1 January 2024 to 31 December 2024 amounts to KEUR 234.

The Company did not exercise any research and development activity, does not have any branch, and did not acquire any own shares.

Report of the Executive Board and Corporate Governance Statement (continued)

As at 31 December 2024

2. RISKS AND UNCERTAINTIES

The risks associated with the investment in the Notes or Warrants depend on several factors. Such factors will vary depending on the characteristics of the Notes or Warrants issued, in particular depending on the underlying type, the maturity, the secured / unsecured status of the Notes or Warrants, the interest rates incurred, the volatility of the underlying.

For each Note, the Company systematically mirrors its position by contracting a FFS with Société Générale, with strictly identical characteristics. Also, for each Warrant, the Company systematically mirrors its position by contracting an option with Société Générale, with strictly identical characteristics.

The legal documentation and the derivative instruments have been put in place in order to make sure that the assets match the liabilities at any time. Therefore, no market risk is supported by the Company. The risk management in relation to the Notes and Warrants is also described in Note 15 of the financial statements hereafter.

3. FUTURE DEVELOPMENTS AND PERSPECTIVES

In 2024, SG ISSUER issued warrants and daily leverage certificates over US single stock and listed on the Hong Kong Stock Exchanges and Clearing (HKEX) and the Singapore Exchange Securities Trading Limited (Singapore Stock Exchange) respectively.

SG ISSUER was the first issuer in Asia to offer US Stock listed products on both the HKEX and Singapore Stock Exchange.

4. INFORMATION ON LITIGATIONS

During the year ended 31 December 2020, SG Issuer, as the Issuer of Notes linked to the credit risk of a French corporate, and Société Générale, as the Guarantor, were brought before the Courts of Paris (alongside other French financial institutions) by end investors to obtain compensation for the financial loss they suffered on their investment in these securities. The French corporate was the subject of a “safeguard procedure”, which constitutes a credit event under the terms of the Notes which had a strong impact on the value of the Notes. These investors rely on unfounded allegations according to which SG Issuer and Société Générale were aware of the difficulties of the French corporate when setting up and marketing these Notes and that in doing so, they failed to meet their regulatory obligations (to act in an honest, fair and professional manner, to provide information on the product risks and to determine the suitability of the Notes for retail investors).

For this litigation, along with any other litigation relating to securities issued by SG Issuer, SG Issuer is entitled to an indemnification by Société Générale in respect of any sum due by SG Issuer regarding potential damages or attorneys' fees.

5. CORPORATE GOVERNANCE STATEMENT

The Executive Board of the Company is committed to maintaining the standards of corporate governance enforced at the level of the European Union and at level of the Société Générale Group. This statement describes the Company's governance principles and practices.

In compliance with its status, the Company is governed by an Executive Board and supervised by a dedicated Supervisory Board.

Report of the Executive Board and Corporate Governance Statement (continued)

As at 31 December 2024

5.1 Executive Board

The Executive Board supervises and controls the Management and operations of the Company and is responsible for the Company system of risk management and internal control.

The Executive Board meetings are held on demand several times during the year.

The Executive Board has quorum when more than half of its members are present. An opinion supported by more than half of the members present becomes a decision.

Key tasks of the Executive Board:

- Ensures that the supervision of accounting is organized and monitored appropriately;
- Reviews and approves the Company's financial statements and condensed interim financial information;
- Supervises and controls operative management.

5.2 Supervisory Board

The Supervisory Board ensures permanently and by all means suited the control of the Management of the Company carried out by the Executive Board. However, this supervision has to be translated in no way by an intervention in the Management of the Company. The Supervisory Board can mandate advisory committees comprised of members of the Supervisory Board and/or of other non-members to lead different missions. The Supervisory Board can confer these advisory committees of the power or mandates permanently or temporary. These advisory committees cannot have the effect of restricting the powers of the Executive Board.

5.3 Audit Committee

The mission of the Audit Committee is to monitor the issues related to the preparation and control of accounting and financial information, to monitor the independence of the statutory auditors, as well as to monitor the efficiency of the internal control, measurement, supervision, and risk control systems related to the accounting and financial processes. If needed, it gives recommendations and its opinion to the Supervisory Board.

An Audit Committee of the Company took place on 28 April 2025, during which the financial statements for the year ended 31 December 2024 and the external audit results were presented. At least one member of the committee must be independent, which is the case of the Chairman of the Company's Audit Committee.

5.4 Internal Audit

The Internal Audit of both Société Générale Luxembourg and Société Générale support the Company's Executive Board in overseeing the Company's activities and securing its operations by carrying out internal audits and providing consultative assistance. The objective of Internal Audit is to add value by making recommendations designed to improve the Company's functioning. Internal Audit is an independent function, and its activities are based on international professional internal audit standards and rules of ethics.

The central task of Internal Audit is to audit the functioning of SG Issuer on a regular basis and evaluate its internal controls, risk management, and administrative function. The areas to be audited are determined by the projected financial and operational risks concerned. Internal Audit can also carry out special assignments at the request of management.

Internal Audit does not have any direct authority over the activities it reviews.

Report of the Executive Board and Corporate Governance Statement (continued)

As at 31 December 2024

5.5 Controls framework

First level of controls is related to the execution of the procedures, guidelines and instructions established to ensure the proper and efficient functioning of the Company. They are executed by the involved teams in charge of the production.

A second level of control is ensured by Société Générale Luxembourg: Outsourced Essential Services (“OES”) supervision (ensured by the Corporate department), Market Risk and Operational Risk (ensured by the Risk department), “Level 2 permanent control” activity (monitoring and assessment of the level 1 permanent control system).

The Chief Financial Officer of the Company ensures the completeness of the procedural framework.

5.6 New Products Committee

All the new activities and business of the Company are analysed and authorized by a dedicated New Products Committee (NPC). All involved departments within Société Générale are represented (operations, finance, risk, accounting standards, etc.) to assess the impact for the Company.


5.7 Service level agreements

The Company and several of its service providers are subsidiaries of the Société Générale Group.


Service Level Agreements (“SLAs”) were signed by the Company with Société Générale Luxembourg and with Société Générale. The SLAs govern the relations between the entities as well as their respective obligations. The services supplied by Société Générale Luxembourg and Société Générale are listed in the appendices of the agreements (mainly General services, legal services, business continuity management services and financial services from Société Générale Luxembourg and operational services – Middle Office and Back Office – from Société Générale). In particular, the calculation of the remuneration related to the issuance of the Notes is delegated to Société Générale Paris Middle Office within the framework of the SLA.

Luxembourg, 29 April 2025

For the Executive Board

DocuSigned by:

7831052D58254D9...

Yves CACCLIN
Chairman of the Executive Board

DocuSigned by:

91A8FA26538F464...

Youenn LE BRIS
Member of the Executive Board

Report of the Executive Board and Corporate Governance Statement (continued)


As at 31 December 2024

CORPORATE GOVERNANCE STATEMENT FOR THE FINANCIAL STATEMENTS

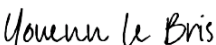
To the best of our knowledge, the financial statements gives a true and fair view of the financial position of the Company as at 31 December 2024, and of its financial performance and cash flows for the year then ended in accordance with International Financial Accounting Standards ("IFRS") as adopted by the European Union, and the Report of the Executive Board (management report) includes a fair presentation of the development and performance of the business and the position of the Company, together with a description of the main risks and uncertainties that it faces.

Luxembourg, 29 April 2025

Executive Board Member
For the Executive Board

DocuSigned by:

7831052D58254D9...

Yves CACCLIN
Chairman of the Executive Board

DocuSigned by:

91A8FA26538F464...

Youenn LE BRIS
Member of the Executive Board



Audit report

To the Shareholders of
SG Issuer

Report on the audit of the financial statements

Our opinion

In our opinion, the accompanying financial statements give a true and fair view of the financial position of SG Issuer (the "Company") as at 31 December 2024, and of its financial performance and its cash flows for the year then ended in accordance with IFRS Accounting Standards.

What we have audited

The Company's financial statements comprise:

- the Statement of Financial Position as at 31 December 2024;
 - the Statement of Profit or Loss and Other Comprehensive Income for the year then ended;
 - the Statement of Changes in Equity for the year then ended;
 - the Statement of Cash Flows for the year then ended; and
 - the notes to the financial statements, including material accounting policy information and other explanatory information.
-

Basis for opinion

We conducted our audit in accordance with the EU Regulation No 537/2014, the Law of 23 July 2016 on the audit profession (Law of 23 July 2016) and with International Standards on Auditing (ISAs) as adopted for Luxembourg by the "Commission de Surveillance du Secteur Financier" (CSSF). Our responsibilities under the EU Regulation No 537/2014, the Law of 23 July 2016 and ISAs as adopted for Luxembourg by the CSSF are further described in the "Responsibilities of the "Réviseur d'entreprises agréé" for the audit of the financial statements" section of our report.

We believe that the audit evidence we have obtained is sufficient and appropriate to provide a basis for our opinion.

We are independent of the Company in accordance with the International Code of Ethics for Professional Accountants, including International Independence Standards, issued by the International Ethics Standards Board for Accountants (IESBA Code) as adopted for Luxembourg by the CSSF together with the ethical requirements that are relevant to our audit of the financial statements. We have fulfilled our other ethical responsibilities under those ethical requirements.

To the best of our knowledge and belief, we declare that we have not provided non-audit services that are prohibited under Article 5(1) of the EU Regulation No 537/2014.

The non-audit services that we have provided to the Company and its controlled undertakings, if applicable, for the year then ended, are disclosed in Note 13 to the financial statements.

*PricewaterhouseCoopers, Société coopérative, 2 rue Gerhard Mercator, B.P. 1443, L-1014 Luxembourg
T : +352 494848 1, F : +352 494848 2900, www.pwc.lu*

*Cabinet de révision agréé. Expert-comptable (autorisation gouvernementale n°10028256)
R.C.S. Luxembourg B 65 477 - TVA LU25482518*

Key audit matters

The key audit matters are those that, in our professional judgment, were of most significance in the audit of the financial statements for the current period. These matters were addressed in the context of our audit of the financial statements taken as a whole and for the purpose of forming our opinion thereon, and we do not express a separate opinion on these matters.

Key audit matter	How our audit addressed the key audit matter
<p><i>Mirroring of the financial instruments issued</i></p> <p>The activity of the Company mainly consists of issuing Notes (secured and unsecured) and Warrants (the “financial instruments issued”). As of 31 December 2024, the total balance of the financial instruments issued, presented in financial liabilities at fair value through profit or loss, amounts to KEUR 49,197,158 (refer to Note 4.2). The Company owns financial assets at fair value through profit or loss which amounts to KEUR 49,195,862 (refer to Note 4.1).</p> <p>To economically hedge the risks of the financial instruments issued, the Company enters into derivatives transactions with Société Générale S.A., presented in financial assets at fair value through profit or loss. These derivatives (Fully Funded Swaps and Options) fully replicate the characteristics of the financial instruments issued (defined hereafter as “mirroring”).</p> <p>Due to the significance of the financial instruments issued on the Company’s balance sheet and the potential financial impact of a non-perfect hedge, we have considered the mirroring of the financial instruments issued as a key audit matter.</p>	<p>As part of the audit procedures on the mirroring of the financial instruments issued, we carried out the following audit procedures:</p> <ul style="list-style-type: none"> • We have inquired with the Management and the finance team of the Company to obtain an understanding of the design and implementation of the control environment; • We have inspected the minutes of the governance bodies (Executive Board, Audit Committee and Board of Directors) to inspect whether any incidents have been reported; • We have reperfomed the mirroring control for a sample of dates, including the 31 December 2024 occurrence. The Company’s control aims to ensure the balancing between the assets (derivatives) and the liabilities (financial instruments issued); • We have inspected the evidence of the control performed by the Company to monitor the mirroring suspense items. The Company’s control objective is to ensure the quick clearing of any mirroring discrepancies, if any; • We have inspected the intragroup reconciliation with Société Générale S.A. and inspected that there were no material differences; • We have reconciled the financial instruments issued and the related derivative instruments with the external confirmations obtained; • We have used our internal valuation specialists for an independent valuation of the sample of financial instruments issued and of a sample of related derivatives instruments to assess the accuracy of the valuation and of the mirroring; • We have compared the presentation and disclosures of these instruments in the financial statements of the Company with the requirements of the IFRS Accounting Standards.

Other information

The Executive Board is responsible for the other information. The other information comprises the information stated in the annual report including the Report of the Executive Board and Corporate Governance Statement but does not include the financial statements and our audit report thereon.

Our opinion on the financial statements does not cover the other information and we do not express any form of assurance conclusion thereon.

In connection with our audit of the financial statements, our responsibility is to read the other information identified above and, in doing so, consider whether the other information is materially inconsistent with the financial statements or our knowledge obtained in the audit, or otherwise appears to be materially misstated. If, based on the work we have performed, we conclude that there is a material misstatement of this other information, we are required to report that fact. We have nothing to report in this regard.

Responsibilities of the Executive Board and those charged with governance for the financial statements

The Executive Board is responsible for the preparation and fair presentation of the financial statements in accordance with IFRS Accounting Standards, and for such internal control as the Executive Board determines is necessary to enable the preparation of financial statements that are free from material misstatement, whether due to fraud or error.

In preparing the financial statements, the Executive Board is responsible for assessing the Company's ability to continue as a going concern, disclosing, as applicable, matters related to going concern and using the going concern basis of accounting unless the Executive Board either intends to liquidate the Company or to cease operations, or has no realistic alternative but to do so.

Those charged with governance are responsible for overseeing the Company's financial reporting process.

The Executive Board is responsible for presenting the financial statements in compliance with the requirements set out in the Delegated Regulation 2019/815 on European Single Electronic Format ("ESEF Regulation").

Responsibilities of the "Réviseur d'entreprises agréé" for the audit of the financial statements

The objectives of our audit are to obtain reasonable assurance about whether the financial statements as a whole are free from material misstatement, whether due to fraud or error, and to issue an audit report that includes our opinion.

Reasonable assurance is a high level of assurance, but is not a guarantee that an audit conducted in accordance with the EU Regulation No 537/2014, the Law of 23 July 2016 and with ISAs as adopted for Luxembourg by the CSSF will always detect a material misstatement when it exists. Misstatements can arise from fraud or error and are considered material if, individually or in the aggregate, they could reasonably be expected to influence the economic decisions of users taken on the basis of these financial statements.



As part of an audit in accordance with the EU Regulation No 537/2014, the Law of 23 July 2016 and with ISAs as adopted for Luxembourg by the CSSF, we exercise professional judgment and maintain professional scepticism throughout the audit. We also:

- identify and assess the risks of material misstatement of the financial statements, whether due to fraud or error, design and perform audit procedures responsive to those risks, and obtain audit evidence that is sufficient and appropriate to provide a basis for our opinion. The risk of not detecting a material misstatement resulting from fraud is higher than for one resulting from error, as fraud may involve collusion, forgery, intentional omissions, misrepresentations, or the override of internal control;
- obtain an understanding of internal control relevant to the audit in order to design audit procedures that are appropriate in the circumstances, but not for the purpose of expressing an opinion on the effectiveness of the Company's internal control;
- evaluate the appropriateness of accounting policies used and the reasonableness of accounting estimates and related disclosures made by the Executive Board;
- conclude on the appropriateness of the Executive Board's use of the going concern basis of accounting and, based on the audit evidence obtained, whether a material uncertainty exists related to events or conditions that may cast significant doubt on the Company's ability to continue as a going concern. If we conclude that a material uncertainty exists, we are required to draw attention in our audit report to the related disclosures in the financial statements or, if such disclosures are inadequate, to modify our opinion. Our conclusions are based on the audit evidence obtained up to the date of our audit report. However, future events or conditions may cause the Company to cease to continue as a going concern;
- evaluate the overall presentation, structure and content of the financial statements, including the disclosures, and whether the financial statements represent the underlying transactions and events in a manner that achieves fair presentation.

We communicate with those charged with governance regarding, among other matters, the planned scope and timing of the audit and significant audit findings, including any significant deficiencies in internal control that we identify during our audit.

We also provide those charged with governance with a statement that we have complied with relevant ethical requirements regarding independence, and communicate to them all relationships and other matters that may reasonably be thought to bear on our independence, and where applicable, actions taken to eliminate threats or safeguards applied.

From the matters communicated with those charged with governance, we determine those matters that were of most significance in the audit of the financial statements of the current period and are therefore the key audit matters.

We describe these matters in our audit report unless law or regulation precludes public disclosure about the matter.

We assess whether the financial statements have been prepared, in all material respects, in compliance with the requirements laid down in the ESEF Regulation.



Report on other legal and regulatory requirements

The Report of the Executive Board is consistent with the financial statements and has been prepared in accordance with applicable legal requirements.

The Corporate Governance Statement is included in the Report of the Executive Board. The information required by Article 68ter Paragraph (1) Letters c) and d) of the Law of 19 December 2002 on the commercial and companies register and on the accounting records and annual accounts of undertakings, as amended, is consistent with the financial statements and has been prepared in accordance with applicable legal requirements.

We have been appointed as "Réviseur d'Entreprises Agréé" by the General Meeting of the Shareholders on 26 April 2024 and the duration of our uninterrupted engagement, including previous renewals and reappointments, is 1 year.

We have checked the compliance of the financial statements of the Company as at 31 December 2024 with relevant statutory requirements set out in the ESEF Regulation that are applicable to financial statements.

For the Company it relates to the requirement that financial statements are prepared in a valid XHTML format.

In our opinion, the financial statements of the Company as at 31 December 2024 have been prepared, in all material respects, in compliance with the requirements laid down in the ESEF Regulation.

PricewaterhouseCoopers, Société coopérative
Represented by

Luxembourg, 29 April 2025

A handwritten signature in blue ink, appearing to read "F. Pansera".

Franck Pansera

Statement of Financial Position

As at 31 December 2024

	Notes	('000 EUR) 2024	('000 EUR) 2023
Cash and cash equivalents	3	63 575	42 010
Financial assets at fair value through profit or loss			
- <i>Mandatorily measured at fair value through profit or loss</i>	4.1	49 117 912	51 118 092
- <i>Trading derivatives</i>	4.1	77 950	57 316
Loans and receivables	5	50 026	50 035
Other assets	6	292 904	2 182 233
Total assets		49 602 367	53 449 686
Financial liabilities at amortized cost	4.3	96 621	82 741
Financial liabilities at fair value through profit or loss			
- <i>Designated at fair value through profit or loss</i>	4.2	49 120 262	51 112 066
- <i>Trading derivatives</i>	4.2, 14	76 896	57 148
Other liabilities	6	306 067	2 195 502
Tax liabilities	7	87	13
Total liabilities		49 599 933	53 447 470
Share capital	8.1	2000	2 000
Share premium		-	-
Legal reserve	8.2	200	200
Other reserves	8.2	-	-
Profit for the financial year		234	15
Total equity		2 434	2 216
Total liabilities and equity		49 602 367	53 449 686

The accompanying Notes are an integral part of these financial statements.

Statement of Profit or Loss and Other Comprehensive Income

For the year ended 31 December 2024

		(‘000 EUR)	(‘000 EUR)
	Notes	2024	2023
Interest income	9	3 496	2 685
Commission income	10	42 950	47 931
Total revenues		46 446	50 616
Interest expenses	9	(29 739)	(36 384)
Net gain / (loss) from financial instruments at fair value through profit or loss	11	263	(335)
Personnel expenses	12	(256)	(303)
Other operating expenses	13	(16 393)	(13 563)
Total expenses		(46 125)	(50 585)
Profit before tax		321	31
Income tax	7	(87)	(16)
Profit for the financial year		234	15
Total comprehensive income for the financial year		234	15

The accompanying Notes are an integral part of these financial statements.

Statement of Changes in Equity
For the year ended 31 December 2024

	('000 EUR)	('000 EUR)	('000 EUR)	('000 EUR)	('000 EUR)	('000 EUR)	('000 EUR)
	Share capital	Share premium	Legal reserve	Other reserves	Total reserves	Profit or (loss) for the financial year	Total equity
As at 31 December 2022	2 000	-	200	(214)	(14)	590	2 576
Allocation of the result of the previous year before dividend distribution	-	-	-	590	590	(590)	-
Dividend to the sole shareholder	-	-	-	<i>(375)</i>	(375)	-	(375)
Capital increase/Allocation to the share premium account (Note 8.1)	-	22 050	-	-	-	-	22 050
Reimbursement of the share premium (Note 8.1)	-	(22 050)	-	-	-	-	(22 050)
Profit for the financial year 2023	-	-	-	-	-	15	15
As at 31 December 2023	2 000	-	200	1	201	15	2 216
Allocation of the result of the previous year before dividend distribution	-	-	-	15	15	(15)	-
Dividend to the sole shareholder	-	-	-	<i>(15)</i>	(15)	-	(15)
Capital increase/Allocation to the share premium account (Note 8.1)	-	34 361	-	-	-	-	34 361
Reimbursement of the share premium (Note 8.1)	-	(34 361)	-	-	-	-	(34 361)
Other adjustments	-	-	-	<i>(1)</i>	(1)	-	(1)
Profit for the financial year 2024	-	-	-	-	-	234	234
As at 31 December 2024	2 000	-	200	-	200	234	2 434

The accompanying Notes are an integral part of these financial statements.

Statement of Cash Flows
For the year ended 31 December 2024

	Notes	('000 EUR) 2024	('000 EUR) 2023
OPERATING ACTIVITIES			
Profit for the financial year		234	15
<i>Non cash adjustments :</i>			
Net change in fair value and foreign exchange difference	4.1, 4.2	(83 015)	(427 831)
Change in cost of risk	5		0
Net(increase)/decrease in financial assets	4.1	142 922	(6 280 576)
Net increase/(decrease) in financial liabilities	4.2	(38 530)	6 740 308
(Increase)/decrease in other assets	6	1 889 329	(1 838 738)
Increase/(decrease) in tax liabilities and other liabilities	6, 7	(1 854 986)	1 834 880
Taxes paid	7	(13)	201
NET CASH FLOWS FROM OPERATING ACTIVITIES		55 941	28 259
FINANCING ACTIVITIES			
Payment of capital surplus*	8.1	(34 361)	(22 050)
Dividend paid		(15)	(375)
NET CASH FLOWS FROM/(USED IN) FINANCING ACTIVITIES		(34 376)	(22 425)
Cash and cash equivalents as at January 1 st	3	42 010	36 176
Net increase/(decrease) in cash and cash equivalents		21 565	5 834
Cash and cash equivalents as at December 31st		63 575	42 010
Additional information on operational cash flows from interest and dividends			
Interest paid		36 331	24 735
Interest received	9	3 496	2 685
Dividend received		-	-

* KEUR 34 361 for the year ended 31 December 2024 (and KEUR 22 050 for the year ended 31 December 2023) represent the share premium reimbursed by the Company to the shareholder (refer to Note 8.1).

Notes to the financial statements

As at 31 December 2024

NOTE 1 – CORPORATE INFORMATION

SG Issuer (hereafter the "Company" or "SGIS") is a Luxembourg company incorporated on 16 November 2006 as a public limited company ("Société Anonyme") for an unlimited period.

Since April 2013, the Company's corporate objects are to issue debt securities, bonds, certificates, warrants and any other debt securities or acknowledgements of debts or financial securities, whether or not accompanied by guarantees, with any type of underlying security, including, without limitation, company stock, any other capital security or security other than capital, index, currency, exchange rate, interest rate, dividend, credit risk, fund unit, investment company stock, term deposit, life assurance contract, loan, merchandise, term contract, option, Warrant or option coupons, allocated or unallocated precious metals, unit of account, basket or any other factor or any other type of underlying securities and any combination of the latter.

To that effect, the Company may purchase, hold, dispose of, lend, loan or resell, by any means, including in particular the use of trusts, in trust or repurchase, any type of assets whatever their names and forms and whether or not accompanied by guarantees, in particular financial instruments (financial securities - stocks, fund units, bonds, certificates, Warrants - or financial contracts - swaps, options or other) or any other debt securities, acknowledgements of debts or capital securities, receive or issue monetary loans (including loans convertible into shares of the Company) - within the group of companies to which the Company belongs - and to supply guarantees in any form (actual guarantees such as pledges, securities, mortgages or other - personal guarantees or any other form of guarantee) for their own account, for the account of the group of companies to which the Company belongs or on behalf of third parties.

The Company's financial year begins on 1 January and ends on 31 December each year.

The Company's capital is divided into 50 011 shares, of which 49 911 are held by Société Générale Luxembourg (hereafter "SG Luxembourg") and 100 are held by Société Générale S.A..

The accounts of the Company for the year ended 31 December 2024 are included in the consolidated accounts of Société Générale S.A. (hereafter "Société Générale" or the "parent Company" or the "SG Group"), which is at once the smallest and the largest body of undertakings of which the Company forms a part as a subsidiary undertaking, and whose head-office is located at 29, boulevard Haussmann, 75009 Paris, France.

Notes to the financial statements

As at 31 December 2024

NOTE 2 – MATERIAL ACCOUNTING POLICIES**2.1 Basis of preparation****2.1.1 Statement of compliance**

The financial statements of the Company as at and for the year ended 31 December 2024 have been prepared in accordance with International Financial Accounting Standards (“IFRS”) as adopted by the European Union and interpretations adopted by the International Accounting Standards Board (“IASB”).

The financial statements as at and for the year ended 31 December 2024 were authorised for issue by the Supervisory Board on 28 April 2025.

2.1.2 Functional and presentation currency

The financial statements are prepared in Euro (“EUR”), which is the Company’s functional currency and the currency of its share capital. Unless stated otherwise, the amounts in the financial statements are expressed in thousands of EUR (KEUR). The value “0” indicates the presence of a number, which is rounded to zero, while “-” represents the value nil.

2.1.3 Critical estimates and judgments

The preparation of the Company’s financial statements requires Executive Board to make judgments, estimates and assumptions that affect the reported amount of figures recorded in the statement of profit or loss and Other Comprehensive Income, on the unrealised or deferred gains and losses, on the valuation of assets and liabilities in the statement of financial position, and on information disclosed in the notes to the financial statements.

In order to make these assumptions and estimates, the Executive Board uses information available at the date of preparation of the financial statements and can exercise its judgment. By nature, valuations based on estimates include risks and uncertainties relating to their occurrence in the future. Consequently, actual future results may differ from these estimates and may then have a significant impact on the financial statements.

Uncertainty about these assumptions and estimates could result in outcomes that require a material adjustment to the carrying amount of assets or liabilities affected in future periods. In the process of applying the Company’s accounting policies, Executive Board has made the following judgments and assumptions concerning the future and other key sources of estimation uncertainty at the reporting date, that have a significant risk of causing a material adjustment to the carrying amounts of assets and liabilities within the next financial year. Existing circumstances and assumptions about future developments may change due to circumstances beyond Company’s control and are reflected in the assumptions if and when they occur. Items with the most significant effect on the amounts recognized in the financial statements with substantial Executive Board judgment and/or estimates are listed below with respect to judgments/estimates involved.

The use of significant estimates and judgment mainly concerns the following topics:

- Fair value in the statement of financial position of financial instruments not quoted in an active market which are classified as financial assets and liabilities at fair value through profit or loss (see Notes 4.1 and 4.2);
- The analysis of the contractual cash flow characteristics of financial assets (see Note 2.3.3.1).

2.1.4 Segment reporting

No dedicated management reporting information is presented for SGIS to a chief decision maker; only the annual financial statements are presented to the Executive Board of SGIS in analysing the performance of the Company. The Company has mainly one geographical area related to its revenue, which is France.

Notes to the financial statements

As at 31 December 2024

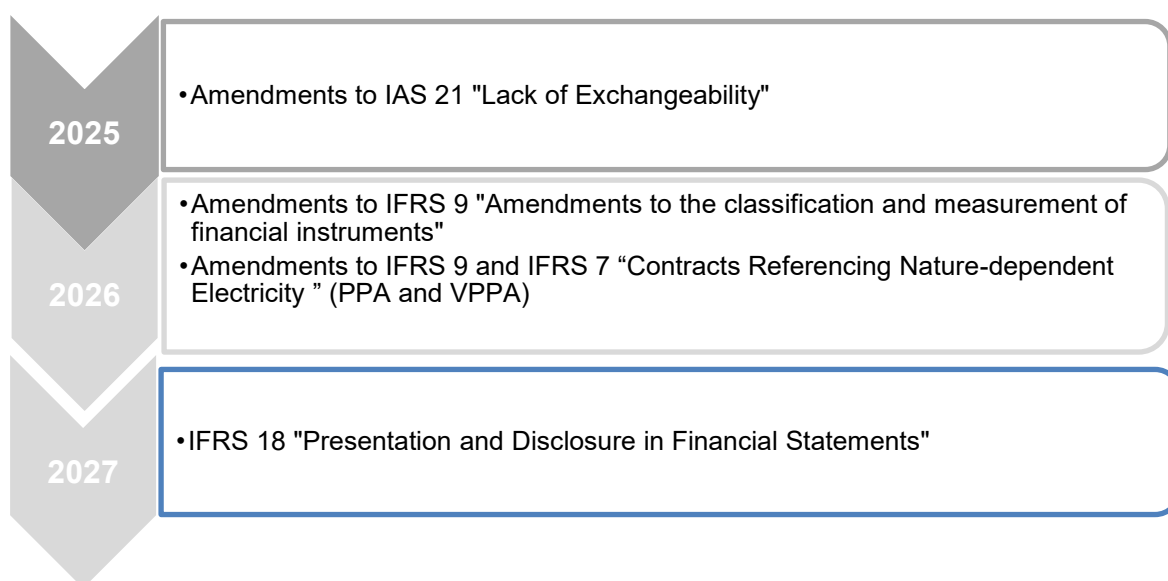
2.2 New accounting standards**2.2.1 New accounting standards applicable as at 1 January 2024****AMENDMENTS TO IFRS 16 “Lease liability in a sale and leaseback”**

These amendments provide clarifications on the subsequent measurement of leaseback transactions when the original sale of the asset meets the criteria of IFRS 15 “Revenue from contract with customers” for recognition as a sale. These amendments specify in particular how to subsequently measure the lease liability arising from these leaseback transactions, made of variable lease payments that do not depend on an index or a rate.

This amendment has no impact on the Company financial statements as the Company does not have property, plant or equipment.

2.2.2 Accounting standards, amendments or interpretations to be applied by the Company in the future

The IASB published accounting standards and amendments, some of which have not been adopted by the European Union as at 31 December 2024. Their application is required for the financial years beginning on or after 1 January 2025 at the earliest or on the date of their adoption by the European Union. They have thus not been applied to the Company as at 31 December 2024. These standards are expected to be applied according to the following schedule:

**Amendments to IFRS 21 “Lack of exchangeability”**

Published on 15 August 2023

These amendments specify the circumstances in which a currency is exchangeable (or not) into another currency, and how to determine the exchange rate to apply when a currency is not exchangeable. They also add to the list of supplementary information to be disclosed in the annex to the financial statements when a currency is not exchangeable.

The provisions of these amendments are already applied to the preparation of the Company’s financial statements.

Notes to the financial statements

As at 31 December 2024

Amendments to IFRS 9 "Amendments to the classification and measurement of financial instruments"*Published on 30 May 2024.*

These amendments clarify the classification of financial assets, in particular on how to assess whether contractual cash flows of a financial asset are consistent with a basic lending arrangement. They thus clarify the classification of financial assets with environmental, social and governance (ESG)-linked features.

They also include specifications regarding the classification of contractually linked instruments and of financial assets guaranteed solely by security rights.

Furthermore, these amendments also specify how to apply the derecognition of financial assets settled through electronic payment systems.

New disclosures are also required on the investments in equity instruments originally designated at fair value through other comprehensive income, and the financial assets and liabilities with contingent features, such as those with ESG-linked features.

The amendments should have no impact on the Company's financial statements.

Amendments to IFRS 9 and IFRS 7 "Contracts referencing nature-dependent electricity" (PPA and VPPA)*Published on 18 December 2024.*

The IASB issued amendments to IFRS 9 and IFRS 7 relating to contracts referencing nature-dependent electricity the produced quantity of which is subject to hazard and variability.

The contracts concerned can be settled:

- through contracts to buy or sell nature-dependent electricity: Power Purchase Agreements (PPA);
- virtually settled net for the difference between the contractually agreed price and the market price: Virtual Power Purchase Agreements (VPPA).

These amendments clarify the conditions for the application of the own use exemption which allows for the exclusion of the Group-owned PPAs from the application scope of IFRS 9.

These amendments should have no impact on the Company's financial statements.

IFRS 18 "Presentation and disclosure in financial statements"*Published on 9 April 2024.*

This standard will supersede IAS 1 "Presentation of Financial Statements".

It will not change the rules for recognising assets, liabilities, income and expenses, nor their measurement; it only addresses their presentation in the Primary financial statements and in their related Notes.

The main changes introduced by this new standard affect the income statement. The latter will have to be structured by mandatory sub-totals and articulated in three categories of income and expenses: the operating income and expenses, investment income and expenses, and financing income and expenses.

For entities, for which investing in particular types of assets or providing financing to customers is one of their main business activities, such as banking and insurance entities, the standard provides for an appropriate presentation of the income and expenses relating to these activities under the operating income and expenses.

Notes to the financial statements

As at 31 December 2024

IFRS 18 also requires presenting in the Notes management-defined performance measures (MPMs), i.e. alternative measures defined by the Management of the entity and used for public communication (justification of the use of these measures, calculation method, reconciliation with the subtotals required by the standard).

Finally, the standard provides guidance on how to aggregate and disaggregate material information in the primary financial statements and in the related Notes.

The application of IFRS 18 will be required for annual periods beginning on 1 January 2027; this application will be retrospective with a restatement of comparative information.

The impact of this standard on the Company's financial statements is currently being analysed as not yet in force at the date of these financial statements.

2.3 Summary of material accounting policies

2.3.1 Foreign currency transactions

The Company maintains its books in EUR, which is the currency of the capital.

Assets and liabilities denominated in foreign currencies are translated into EUR at the exchange rates ruling at the reporting date. Foreign exchange differences arising on translation and realized exchange gains and losses are recognised in the statement of profit or loss and Other Comprehensive Income in the caption "*Net gains from financial instruments at fair value through profit or loss*" and "*Interest Expenses*".

Revenues and expenses in foreign currencies are translated into EUR at the exchange rates prevailing at the date of the transactions.

The most important foreign currency positions for the Company are USD, JPY, GBP, HKD and CHF. The following foreign exchange rates were used:

	USD	JPY	GBP	HKD	CHF
31.12.2024	1.0389	163.06	0.82918	8.0686	0.9412
31.12.2023	1.1050	156.3300	0.86905	8.6314	0.9260

2.3.2 Cash and cash equivalents

Cash and cash equivalents comprise only cash repayable on demand.

Cash and cash equivalents in the Company are subject to impairment under IFRS 9 and are presented net of impairment (cf. Note 2.3.3.3).

2.3.3 Financial instruments

2.3.3.1 Classification of financial instruments

Classification of financial assets

Financial assets are classified under IFRS 9 based on the characteristics of their contractual cash flows and on how they are managed (business models).

For the debt instruments held, SGIS has defined its business model as "hold to collect" for the Fully Funded Swaps, for Cash and cash equivalents and for Loans and receivables. These assets are acquired in order to collect the contractual cash-flows attached to the assets. No sale has been made in the past years and no sale is anticipated in the future.

Notes to the financial statements

As at 31 December 2024

The Fully Funded Swaps (hereafter “FFS”) are economically assimilated to loans with embedded derivatives (the swap embedded in the FFS). This type of financial assets complies with the IFRS Accounting Standards definition of debt instruments (fixed maturity, coupon calculated as a rate, no right nor interest/control in an entity). As these financial assets of SGIS contain embedded derivatives that modify the cash flows of the entire contract, the contract does not pass the Solely Payments of Principles and Interest (or “SPPI”) test and consequently these financial assets are mandatorily measured at Fair Value through Profit or Loss (“FVTPL”).

Cash and cash equivalents and Loans and receivables are SPPI compliant and are thus measured at amortised cost. Cash and cash equivalents and Loans and receivables are subject to impairment under IFRS 9 and are presented net of impairment.

The Options held, covering the Warrants issued, are Trading derivatives and thus measured at FVTPL.

Purchases and sales of financial assets recorded under financial assets at fair value through profit or loss and Financial assets at fair value through other comprehensive income are recognised in the statement of financial position at the delivery-settlement date. Changes in fair value between the trade and settlement dates are recorded in the income statement or booked to shareholders’ equity depending on the accounting category of the relevant financial assets. Loans and receivables are recorded in statement of financial position on the date they are paid or at the maturity date for invoiced services. The trade date is the date on which the contractual commitment becomes binding and irrevocable for the Company.

Classification of financial liabilities

Financial liabilities are classified into one of the following two categories:

- Financial liabilities at fair value through profit or loss:

These are financial liabilities held for trading purposes, which by default include derivative financial liabilities not qualifying as hedging instruments and non-derivative financial liabilities designated by the Company upon initial recognition to be carried at fair value through profit or loss in accordance with the fair value option.

The Company has designated at fair value through profit or loss the notes issued because mirror transactions (Fully Funded Swaps or “FFS”) that are used to mirror those notes are measured mandatorily at fair value through profit or loss and thus reduce the accounting mismatch.

- Financial liabilities at amortised cost:

These include the other non-derivative financial liabilities and are measured at amortized cost.

2.3.3.2 Valuation of financial instruments

Definition of fair value

Fair value is the price that would be received to sell an asset or paid to transfer a liability in an orderly transaction between market participants at the measurement date.

In the absence of observable prices for identical assets or liabilities, the fair value of financial instruments is determined using another measurement technique that maximises the use of observable market input based on assumptions that market operators would use to set the price of the instrument in question.

Fair value hierarchy

The fair values of financial instruments include accrued interest as applicable.

For information purposes, in the notes to the financial statements, the fair value of financial instruments is classified using a fair value hierarchy that reflects the significance of the inputs used according to the following levels:

Notes to the financial statements

As at 31 December 2024

Level 1 (L1): instruments valued on the basis of quoted prices (unadjusted) in active markets for identical assets or liabilities

Level 1 instruments carried at fair value on the statement of financial position include in particular shares listed in an active market, government or corporate bonds priced directly by external brokers/dealers, derivatives traded on organised markets (futures, options), and units of funds (including UCITS) whose net asset value is available on the statement of financial position date.

A financial instrument is regarded as quoted in an active market if quoted prices are readily and regularly available from an exchange, dealer, broker, industry group, pricing service or regulatory agency, and if they reflect actual and regular market transactions on an arm's length basis.

Determining whether a market is inactive requires the use of indicators such as a sharp decline in trading volume and the level of activity in the market, a sharp disparity in prices over time and among the various above-mentioned market participants, or the fact that the latest transactions conducted on an arm's length basis did not take place recently enough.

Where a financial instrument is traded in several markets to which the Company has immediate access, its fair value is represented by the market price at which volumes and activity levels are highest for the instrument in question.

Transactions resulting from involuntary liquidations or distressed sales are usually not taken into account to determine the market price.

Level 2 (L2): instruments valued using inputs other than quoted prices included in Level 1 that are observable for the asset or liability, either directly (i.e. as prices) or indirectly (i.e. derived from prices)

These are instruments measured using a financial model based on observable market inputs. Prices published by an external source derived from the valuation of similar instruments are considered as data derived from prices.

Level 2 instruments include in particular non derivative financial instruments carried at fair value on the statement of financial position that are not directly quoted or do not have a quoted price on a sufficiently active market (e.g. corporate bonds, repos transactions, mortgage-backed securities, units of funds), and firm derivatives and options traded over-the-counter: interest rate swaps, caps, floors, swaptions, equity options, index options, foreign exchange options, commodity options and credit derivatives. The maturities of these instruments are linked to ranges of terms commonly traded in the market, and the instruments themselves can be simple or offer a more complex remuneration profile (e.g. barrier options, products with multiple underlying instruments), with said complexity remaining limited however. The valuation techniques used in this category are based on common methods shared by the main market participants.

Level 3 (L3): instruments valued using inputs that are not based on observable market data (referred to as unobservable inputs)

Level 3 instruments carried at fair value on the statement of financial position are predominantly instruments for which the sales margin is not immediately recognized in profit or loss.

In the context of SGIS, this sales margin is not applicable and hence not recognised because there is a corresponding offsetting margin on the funded swap.

Accordingly, Level 3 financial instruments include derivatives with longer maturities than those usually traded and/or with specifically tailored return profiles. Similarly, debt measured at fair value is classified as Level 3 where the valuation of the associated embedded derivatives is also based on unobservable inputs.

Notes to the financial statements

As at 31 December 2024

The main L3 complex derivatives are:

- Equity derivatives: options with long maturities and/or incorporating bespoke remuneration mechanisms. These instruments are sensitive to market inputs (volatility, dividend rates, correlations, etc.). In the absence of market depth and an objective approach made possible by regularly observed prices, their valuation is based on proprietary methods (e.g. extrapolation from observable data, historical analysis). Hybrid equity instruments (i.e. having at least one non-equity underlying instrument) are also classified as L3 insofar as correlations between the different underlying are generally unobservable;
- Interest rate derivatives: long-term and/or exotic options, products sensitive to correlation between different interest rates, different exchange rates, or between interest rates and exchange rates, for example for quanto products (in which the instrument is settled in a currency different from the currency of the underlying); they are liable to be classified as L3 because the valuation inputs are unobservable due to the liquidity of the correlated pair and the residual maturity of the transactions (e.g. exchange rate correlations are deemed unobservable for the USD/JPY);
- Credit derivatives: L3 credit derivatives mainly include baskets of instruments exposed to time to default correlation ("N to default" products in which the buyer of the hedge is compensated as of the Nth default, which are exposed to the credit quality of the issuers comprising the basket and to their correlation, or CDO Bespoke products, which are Collateralised Debt Obligations created specifically for a group of investors and structured according to their needs), as well as products subject to credit spread volatility;
- Commodity derivatives: this category includes products involving unobservable volatility or correlation inputs (i.e. options on commodity swaps or instruments based on baskets of underlyings).

At the level of SG Group, valuation models are determined in order to fully embed the impact of IFRS 13 as described above and use appropriate parameters and methodologies in order to determine L3 instruments valuation. Counterparty credit risk estimates relies on Credit Value Adjustments (CVA) and Debit Value Adjustments (DVA) calculations.

Different calculation methods can exist regarding the CVA-DVA / OCA (Own Credit Adjustment) impact calculation: derived from the yield discounting methodology, other from the Monte-Carlo EPE/ENE (Expected Positive / Negative Exposure). The methodology for calculation of CVA-DVA (OCA not applicable to the Company) applied to SGIS (the same as the SG Group) is the yield discounting methodology.

The valuation methods used by the Company to establish the fair value of financial instruments are detailed below.

The fair values of financial instruments include accrued interest as applicable.

- For Unsecured Notes and Fully Funded Swaps

The fair value for both the unsecured Notes (liabilities) and the Fully Funded Swap (FFS) (assets) is calculated by discounting the expected future cash flows with the risk-free curve. To take the credit adjustment into account, the risk-free curve is adjusted with Société Générale Group's credit spread curve. A dedicated process has been implemented using Société Générale Group and SGIS operational teams' input. This process is fully functional, constantly monitored as of today.

- For Secured and Repack Notes

Secured Notes are Notes which are collateralized with assets deposited on segregated or pooled accounts with external custodian (The Bank of New York Mellon S.A., Luxembourg Branch, hereafter "BNY Mellon Luxembourg") and pledged in favour of the Note holders.

Repack Notes are Notes which allow investors to calibrate the funding yield of their structure by selecting a bond (the "Reference Bond") issued by a third-party issuer (the "Reference Bond Issuer").

The collateral assets are composed of eligible securities.

Notes to the financial statements

As at 31 December 2024

Should Société Générale defaults, the pledge on the assets is to be enforced; the Notes holders are exposed to credit risk of the collateral (external securities). Therefore, as Société Générale and SGIS act solely as intermediary for risk transfer, the credit risk premium (external bonds issuers) shall not be adjusted with Société Générale credit spread. Thus, no additional credit adjustment is needed for the secured Notes.

The fair value of the Secured Notes and the Repack Notes and the associated FFS is computed, for each accounting period, by discounting the expected future cash flows by a composite Repo rate curve.

- For Warrants and Options

For financial instruments recognised at fair value in the statement of financial position, fair value is determined primarily on the basis of the prices quoted in an active market. These prices can be adjusted if none are available on the statement of financial position date or if the clearing value does not reflect transaction prices.

However, due especially to the varied characteristics of financial instruments traded over the counter on the financial markets, a large number of financial products traded by the Company does not have quoted prices in the markets.

The base models may not fully capture all factors relevant to the valuation of SGIS on these financial instruments such as credit risk (CVA), own credit (DVA) and/or funding costs (FVA). Therefore, SGIS applies various techniques (from the Group) to estimate the credit risk associated with its financial instruments measured at fair value.

The revaluation differences attributable to the Company's credit risk are thus determined using valuation models which take into account the most recent financing terms and conditions on the markets along with the residual maturity of the related liabilities.

- For secured notes issued by the Company, as investors are not exposed to the Company's risk, no own credit risk should impact the fair value of the instruments and as such, no adjustment has to be calculated;
- For unsecured notes, investors are not contractually exposed to the Company's credit risk but to Société Générale Group's own credit risk.

SGIS valuation models therefore reflects the absence of credit risk, and structured bonds are not impacted by Own Credit Adjustments within the entity.

Deferred margin related to main unobservable inputs

The Company does not apply deferred margin related to its main unobservable inputs as margin on Notes and Warrants issued are offset by a similar margin on Fully Funded Swaps and Options purchased.

2.3.3.3 Impairments and provisions

Some financial assets involve credit risk which exposes the Company to a potential loss if the counterparties were to be unable to respect their financial commitments. The Company is remunerated for bearing this risk by a portion of the contractual interest that it receives on those assets; this is known as the credit margin.

This potential loss, or expected credit loss, is recognised in profit or loss without waiting for the occurrence of a default event on a specific counterparty.

For loans and receivables measured at amortised cost or fair value through other comprehensive income, the expected credit loss, as assessed by the Company, is recognised in profit or loss. On the statement of financial position, this potential loss is recognised as an impairment that reduces the carrying amount of assets measured at amortised cost. Impairments are written-back in case of a subsequent decrease of credit risk. No impairment is recognised on cash and cash equivalents, as the credit risk is immaterial. The Company does not have loan commitments or financial guarantees contracts.

Notes to the financial statements

As at 31 December 2024

The group assesses on a forward-looking basis the expected credit losses associated with its debt instruments carried at amortised cost. The impairment methodology applied depends on whether there has been a significant increase in credit risk. For trade receivables, the group applies the simplified approach permitted by IFRS 9, which requires expected lifetime losses to be recognised from initial recognition of the receivables.

Impairment and provisions for credit risk

To determine the amount of impairment or loss allowances to be recorded at each reporting date, these exposures are classified into one of three categories based on the increase in credit risk observed since initial recognition. An impairment or loss allowance shall be recognised for the exposures in each category as follows:

- Exposures classified in Stage 1: At the initial recognition date, the exposures are systematically classified in Stage 1, unless they are underperforming/credit-impaired on acquisition and during the lifetime of the credit. Stage 1 exposures are impaired for the amount of credit losses that the Company expects to incur within 12 months (12-month expected credit losses), based on past data and the current situation;
- Exposures classified in Stage 2: To identify Stage 2 exposures, the significant increase in credit risk is assessed by the Company, taking into account the counterparty's credit risk rating, the magnitude of the change in the counterparty's credit rating and the existence of payments delays of more than 30 days;
- Exposures classified in Stage 3 (doubtful outstanding): The Company determines whether or not there is objective evidence of impairment (default event).

Stage 2 and 3 exposures are impaired for the amount of credit losses that the Company expects to incur over the life of the exposures (lifetime expected credit losses), taking into consideration past data, the present situation and reasonable forecast changes in economic conditions, and relevant macroeconomic factors through to maturity.

Impairments / Reversal of impairments

Impairments / Reversal of impairments includes net reversals of impairment and loss allowances for credit risk, losses on irrecoverable loans and amounts recovered on amortised receivables.

2.3.3.4 Offsetting financial assets and financial liabilities

A financial asset and a financial liability are offset and the net amount presented on the statement of financial position when the Company has a legally enforceable right to set off the recognised amounts and intends either to settle the asset and liability on a net basis, or to realise the asset and settle the liability simultaneously. The legal right to set off the recognised amounts must be enforceable in all circumstances, in both the normal course of business and in the event of default of one of the counterparties.

The financial instruments issued by the Company are subscribed by the investors through Société Générale as a lead manager during the issuance period and as a market maker for a secondary market. The instruments which are unsold are held by SG.

The treatment is applied based on IAS 32 Paragraph 42: "A financial asset and a financial liability shall be offset and the net amount presented in the statement of financial position when, and only when, an entity:

- Currently has a legally enforceable right to set off the recognized amounts; and
- Intends either to settle on a net basis, or to realise the asset and settle the liability simultaneously."

In December 2014, a cash netting clause was added in the legal framework with Société Générale Personne Morale and the Company consequently acquired a legally enforceable right to offset the recognized amount with the same counterparty (Société Générale). The assets (the Fully Funded Swaps) and the liabilities (the Notes) are settled (and intended to be settled) simultaneously.

Notes to the financial statements

As at 31 December 2024

In June 2017, the Company added a new cash netting clause in the legal framework with Société Générale Personne Morale and the Company consequently acquired a legally enforceable right to offset the recognized amount with the same counterparty (Société Générale). The assets (OTC Options) and the liabilities (the Warrants) are settled (and intended to be settled) simultaneously.

In application of IAS 32 - Offsetting a financial asset and a financial liability, the Company proceeds to the accounting netting of the non-sold amounts. The impact of the off-setting for the non-sold Notes and the corresponding Fully Funded Swaps and impact of the off-setting for the non-sold Warrants and the corresponding options are described in Note 4.1 and Note 4.2.

2.3.4 Other assets and other liabilities

Settlement accounts for trades are included in other assets or other liabilities and are presented separately in distinctive captions on assets or liabilities side (cf. Note 6).

2.3.5 Shareholders' equity

Equity are the resources contributed to the Company by external shareholders as capital, as well as the cumulative and undistributed results (retained earnings).

The statement "Changes in Shareholders' Equity" presents the various changes that affect the components of equity over the reporting period.

2.3.6 Interest income and expense

Interest is recognized as expense or income over the life of the financing service granted or received, proportionally to the principal amount outstanding.

Interest income and expense are recorded in the statement of profit or loss and Other Comprehensive Income under Interest and similar income and Interest and similar expense for all financial instruments measured using the effective interest method (instruments at amortised cost and debt instruments at fair value through other comprehensive income).

The effective interest rate is taken to be the rate used to net discount future cash inflows and outflows over the expected life of the instrument in order to establish the net book value of the financial asset or liability. The calculation of this rate considers the future cash flows estimated on the basis of the contractual provisions of the financial instrument without taking account of possible future credit losses and also includes commissions paid or received between the parties where these may be assimilated to interest, directly linked transaction costs, and all types of premiums and discounts.

Where a financial asset is classified in Stage 3 for impairment, subsequent interest income is measured at the effective interest rate applied to the net carrying amount of the financial asset with an offsetting entry equal to the outstanding financial asset before impairment.

2.3.7 Fee income and expense

Fee income and Fee expense combine fees on services rendered and received, as well as fees on pledged security granted that cannot be assimilated to interest. Fees that can be assimilated to interest are integrated into the effective interest rate on the associated financial instrument and are recorded under Interest income and Interest expenses.

Notes to the financial statements

As at 31 December 2024

The Company recognizes fee income or expense for an amount equivalent to the remuneration for the service provided and depending on the progress transferring control of these services:

- Fees for ongoing services, such as custody fees and administration costs are recognized as income over the life of the service;
- Fees for one-off services, such as issuance and listing fees are recognized as income when the service is provided.

The possible mismatch between the payment date of the service provided and the date of execution of the service gives assets and liabilities depending on the type of contract and mismatch which are recognized under Other Assets and Other Liabilities. For example: supplier contracts generate trade payables, accrued expenses or prepaid expenses. Income related to the issuance of Notes and Warrants falls under the scope of IFRS 15 and as such, is considered separately as income generated by 2 services when the Company performs its activities:

- The issuing fee recognized upfront for the initiation and the structuration of the issuance;
- Account and security servicing during the lifecycle of the security.

2.3.8 Other operating expenses

The Company records operating expenses according to the type of services to which they refer.

Other operating expenses mainly include lease payments, building maintenance and other costs, travel and business expenses, outsourcing and advisory fees and marketing and advertising expenses. Detail is provided in Note 12.

2.3.9 Income tax

Income tax includes current taxes and deferred taxes:

- Current taxes correspond to the amount of taxes due (or refundable) as calculated according to the taxable profit base for the reporting period;
- Deferred taxes correspond to the amount of taxes resulting from past transactions and that will be payable (or refundable) in a future reporting period.

2.3.9.1 Current tax

Current tax is based on the taxable profit and determined in accordance with the rules established by the local taxation authorities, upon which income taxes are payable. This tax expense also includes net allowances for tax adjustments pertaining to income tax.

Tax credits arising in respect of interest from loans and income from securities are recorded in the relevant interest account as they are applied in settlement of income taxes for the year. The related tax charge is included under Income tax in the statement of profit or loss and Other Comprehensive Income.

2.3.9.2 Deferred tax

Deferred taxes are recognized whenever the Company identifies a temporary difference between the accounting base and tax base for assets and liabilities that will affect future tax payments or from tax loss carried forward.

The amount is based on the tax rate enacted or substantively enacted which is expected to apply when the asset is realized, or the liability settled. These deferred taxes are adjusted in the event of changes to tax rates. This amount is not discounted to present value. The Company off-sets its deferred tax assets against liabilities as there is both legal rights to offset its current tax assets and liabilities and it is the Company's intention to settle on a net basis.

Notes to the financial statements

As at 31 December 2024

2.3.10 Other commitments linked to secured notes

In relation to each Serie of Secured Notes, in order to secure its obligations in respect of such Notes, the Company enters into a pledge agreement which is governed by the Luxembourg act dated 5 August 2005 on financial collateral arrangements, as amended. Under each pledge agreement, the Company grants first ranking security over the Collateral Assets contained in one or more accounts held by the Company with BNY Mellon Luxembourg (or such other custodian or account bank as is specified in the applicable Final Terms, pursuant to the terms of a custodian agreement between, inter alia, the Company and the collateral custodian).

The security granted under each pledge agreement is granted either in favour of:

- (i) in the case of English Law Notes, The Bank of New York Mellon Corporate Trustee Services Limited or such other security trustee as is specified in the applicable Final Terms as security trustee on behalf of itself and the relevant Noteholders and the other relevant Secured Parties (as defined in the Additional Terms and Conditions for Secured Notes) or,
- (ii) in the case of French Law Notes, directly in favour of the relevant Noteholders and the other relevant Secured Parties as represented by The Bank of New York Mellon Corporate Trustee Services Limited or such other security agent as is specified in the applicable Final Terms as security agent.

Following the occurrence of a Secured Note Acceleration Event (as defined in the Additional Terms and Conditions for Secured Notes), all Noteholders whose Notes have become immediately due and payable is first entitled to claim for any outstanding amounts due to them under the terms of the Guarantee. If neither the Issuer nor the Guarantor (pursuant to the terms of the Guarantee) has paid all amounts due to Noteholders within a period of 3 Collateral Business Days following the occurrence of a Secured Note Acceleration Event, Noteholders may send a notice in writing to the Security Trustee (in the case of English Law Notes) or the Security Agent (in the case of French Law Notes) requesting that the relevant Pledge Agreement be enforced in accordance with the terms of the Base Prospectus.

The Company borrows the securities to be pledged from Société Générale Group. In accordance with IFRS 9, the borrowing of the securities to be pledged by the Company is not assimilated to the transfer of assets and thus does not result in recognition in the statement of financial position. The risks and rewards associated to the securities remain in Société Générale Group and as such are not presented in the Company's statement of financial position.

The pledged securities are accounted as an off balance-sheet commitment "Securities pledged". The committed amount is re-measured at each closing to reflect the value of the securities pledged.

2.4 Geopolitical Crises and Macroeconomic Context

2024 was marked by geopolitical uncertainties, with, in particular, the continuing conflict in Ukraine and the situation in the Middle-East. In the U.S.A., economic growth was higher than expected, sustained by strong consumption. In the eurozone, after a first half-year when business remained resilient especially in the services sector, economic growth slackened in the second half-year, in particular as a result of the weakness of the German economy and the political uncertainties in France. In China, the support measures only allowed for economic growth not to deteriorate any further without any actual upturn.

In this context, the Group Société Générale updated the macroeconomic scenarios chosen for the preparation of the consolidated financial statements and maintained some adjustments applied to its models.

These macroeconomic scenarios are taken into account in the credit loss measurement models including forward-looking data and are also used in tests of the recoverability of deferred tax assets.

The methodological framework defined by the Group Société Générale is applied at the level of the Company.

Notes to the financial statements

As at 31 December 2024

NOTE 3 – CASH AND CASH EQUIVALENTS

Cash and cash equivalents amount to KEUR 63 575 as at 31 December 2024 (31 December 2023: KEUR 42 010) and are mainly composed of cash held with Société Générale Luxembourg and Société Générale.

As of 31 December 2024, and 2023, this caption only contained cash that was repayable on demand.

NOTE 4 – FINANCIAL INSTRUMENTS**4.1 Financial assets measured at fair value through profit or loss**

	31.12.2024 (‘000 EUR)	31.12.2023 (‘000 EUR)
Financial assets at fair value through profit or loss		
- Mandatorily at fair value through profit or loss (Fully Funded Swaps)	49 117 912	51 118 092
- Trading derivatives (Options)	77 950	57 316
Total	49 195 862	51 175 408

As at 31 December 2024, financial assets mandatorily at fair value through profit or loss (Fully Funded Swaps) amount to KEUR 49 117 912 (31 December 2023: KEUR 51 118 092) and replicate all the Notes issued by the Company (see Note 4.2). Differences between the fair value of Fully Funded Swaps and Notes arise due to late settlements.

As at 31 December 2024, Trading derivatives (Options) amount to KEUR 77 950 (31 December 2023: KEUR 57 316) and replicate all the Warrants issued by the Company (see Note 4.2). Differences between the fair value of Options and Warrants arise due to late settlements.

As at 31 December 2024, the impact of the offsetting of financial assets and financial liabilities (decrease in the balance sheet) is KEUR 36 453 866 for the non-sold Notes and the corresponding Fully Funded Swaps (31 December 2023: KEUR 27 385 976) and KEUR 5 492 093 for the non-sold Warrants and the corresponding Options (31 December 2023: KEUR 4 020 277) (see Note 4.2).

Please also see Note 15.6.3 for the disclosure of the fair value hierarchy.

The movements in financial assets at fair value through profit or loss were as follows:

	(‘000 EUR) Mandatorily at fair value through profit or loss	(‘000 EUR) Trading derivatives	(‘000 EUR) Total
As at 1 January 2024	51 118 092	57 316	51 175 408
Acquisition	19 105 860	52 253	19 158 113
Maturity/Disposal/Liquidation/Cancellation	(19 275 209)	(25 816)	(19 301 025)
Change in fair value and foreign exchange difference	(1 830 831)	(5 803)	(1 836 634)
As at 31 December 2024	49 117 912	77 950	49 195 862

Notes to the financial statements

As at 31 December 2024

	(‘000 EUR) Mandatorily at fair value through profit or loss	(‘000 EUR) Trading derivatives	(‘000 EUR) Total
As at 1 January 2023	38 757 924	1 025 209	39 783 133
Acquisition	40 748 369	552 880	41 301 249
Maturity/Disposal/Liquidation/Cancellation	(33 790 350)	(1 230 337)	(35 020 687)
Change in fair value and foreign exchange difference	5 402 149	(290 436)	5 111 713
As at 31 December 2023	51 118 092	57 316	51 175 408

4.2 Financial liabilities measured at fair value through profit or loss

	31.12.2024 (‘000 EUR)	31.12.2023 (‘000 EUR)
Financial liabilities at fair value through profit or loss		
- Mandatorily at fair value through profit or loss (Notes)	49 120 262	51 112 066
- Trading derivatives (Warrants)	76 896	57 148
Total	49 197 158	51 169 214

As at 31 December 2024, the Company has issued secured and unsecured Notes for a total amount of KEUR 49 120 262 (31 December 2023: KEUR 51 112 066):

- 24 334 unsecured Notes were issued (stock) for a total amount of KEUR 43 580 459 (31 December 2023: 22 973 unsecured Notes were issued (stock) for a total amount of KEUR 45 246 924);
- 1 030 secured Notes were issued (stock) for a total amount of KEUR 5 539 803 (31 December 2023: 426 secured Notes were issued (stock) for a total amount of KEUR 5 865 142).

In addition to the guarantee on first demand granted by Société Générale on unsecured and secured Notes, subscribers of the secured Notes issued by the Company benefit from additional collateral assets securing the payment due under the Notes terms, structured in form of a pledge governed by Luxembourg Law. This pledge may only be enforced following a default of the Company or Société Générale in its role of Guarantor.

Pledged collateral assets are deposited on an account held in the name of the Company with an authorised custodian not belonging to the Société Générale Group and are pledged in favour of the Notes holders.

As at 31 December 2024, securities deposited at The Bank of New York Mellon S.A./NV, Luxembourg Branch as collateral for secured issuances amount to KEUR 7 251 220 (31 December 2023: KEUR 5 865 142).

As at 31 December 2024, the Company also issued Warrants for a total amount of KEUR 76 896 (31 December 2023: KEUR 57 148). Refer to Note 14 for further details on Off-balance sheet items related to the Warrants activity.

As at 31 December 2024, the impact of the offsetting of financial assets and financial liabilities (decrease in the balance sheet) is KEUR 36 453 847 for the non-sold Notes and the corresponding Fully Funded Swaps (31 December 2023: KEUR 27 385 976) and KEUR 5 492 093 for the non-sold Warrants and the corresponding Options (31 December 2023: KEUR 4 020 587) (see Note 4.1).

Please also see Note 15.6.3 for the disclosure of the fair value hierarchy.

Notes to the financial statements

As at 31 December 2024

The movements in financial liabilities at fair value through profit or loss were as follows:

	(‘000 EUR) Designated at fair value through profit or loss	(‘000 EUR) Trading derivatives	(‘000 EUR) Total
As at 1 January 2024	51 112 066	57 148	51 169 214
Acquisition	19 190 860	51 603	19 242 463
Cancelled/Liquidation/Maturity Disposal	(19 269 183)	(25 689)	(19 294 872)
Change in fair value and foreign exchange difference	(1 913 481)	(6 166)	(1 919 647)
As at 31 December 2024	49 120 262	76 896	49 197 158

	(‘000 EUR) Designated at fair value through profit or loss	(‘000 EUR) Trading derivatives	(‘000 EUR) Total
As at 1 January 2023	38 754 129	1 025 105	39 779 234
Acquisition	40 748 369	552 818	41 301 187
Cancelled/Liquidation/Maturity Disposal	(33 364 749)	(1 230 338)	(34 595 087)
Change in fair value and foreign exchange difference	4 974 317	(290 437)	4 683 880
As at 31 December 2023	51 112 066	57 148	51 169 214

4.3 Financial liabilities measured at amortised cost

As at 31 December 2024 and 2023, financial liabilities at amortised cost are mainly composed of a convertible bond of KEUR 48 000, issued by the Company and fully subscribed by Société Générale Luxembourg, with maturity in 2025. Conversion may occur each year.

On this convertible bond, the Company pays to Société Générale Luxembourg both variable interests calculated on Euribor 3M plus a margin of 0.34% (total rate of 3.086% as at 31 December 2024) and activity related interests. Activity related interests means an amount equal to 100% of the activity related profit generated by the Company.

The convertible bond maturity shall be automatically extended by successive periods of one year, unless either the Issuer or the Holder has exercised its right to terminate the bond on the scheduled maturity date. The conversion option belongs to the Holder.

Estimation of the fair value of financial liabilities at amortised cost is disclosed in Note 15.6.

Notes to the financial statements

As at 31 December 2024

NOTE 5 – LOANS AND RECEIVABLES

As at 31 December 2024 and 2023, loans and receivables only consist in deposits with Société Générale Luxembourg, which represent the reinvestment of the Company's share capital, reserves and other available funds.

As at 31 December 2024, expected credit losses calculated on loans and receivables in accordance with IFRS 9 amounted to EUR 154.

The fair values of loans and receivables are presented in the Note 15.6.2.

NOTE 6 – OTHER ASSETS AND OTHER LIABILITIES

As at 31 December 2024 and 2023, other assets and other liabilities are composed of settlement accounts, as presented below:

	('000 EUR) 31.12.2024	('000 EUR) 31.12.2023
Settlement accounts on securities transactions	123 756	1 926 198
Miscellaneous receivables	169 148	256 035
Total other assets	292 904	2 182 233
	('000 EUR) 31.12.2024	('000 EUR) 31.12.2023
Settlement accounts on securities transactions	124 095	1 931 937
Deferred income	6 576	5 218
Miscellaneous payables	175 396	258 347
Total other liabilities	306 067	2 195 502

Miscellaneous payables and receivables mainly consist of premium payables on Warrants and receivables on financial instruments replicating the Warrants issued. The variance is linked to the activity of the Company and the early settlement of some balances compared to prior year.

NOTE 7 – TAXATION

The Company is liable for all taxes applicable to Luxembourg commercial companies.

Since 2007, the Company has been part of a tax integration group led by SG Luxembourg, as authorised by the article 164 bis LIR and has concluded a Tax Sharing Agreement (the "Agreement") with SG Luxembourg. Under the Agreement, the Company pays to SG Luxembourg, with respect to each financial year, an amount equal to the tax which would be levied on the profits of the Company in the absence of any tax consolidation with the Parent.

The effective tax rate of current tax applied as of 31 December 2024 is 24.94 % (31 December 2023: 25.08 %). The current tax rate includes the corporate tax and the municipal tax.

For the year ended 31 December 2024, tax expenses amount to KEUR 87 (31 December 2023: KEUR 16).

No deferred tax are existing for the Company.

The Company belongs to a group that is within the scope of the EU/OECD Pillar Two model rules. Pillar Two legislation was enacted in Luxembourg, the jurisdiction in which the company is incorporated, which has come into effect for fiscal years starting on or after 31 December 2023.

Notes to the financial statements

As at 31 December 2024

Under the legislation, the Company is liable to pay a top-up tax for the difference between its Pillar Two effective tax rate per jurisdiction and the 15% minimum tax rate.

The Company performed an impact assessment of the OECD (Organisation for Economic Co-operation and Development) transitional safe harbour rules and the full Pillar Two rules. The Company concluded that it should not be subject to top-up tax for the current year.

NOTE 8 – SHAREHOLDERS' EQUITY**8.1 Share capital and share premium**

On 30 November 2020, 100 shares were sold by SG Luxembourg to Société Générale for a total amount of EUR 4 000. SG Luxembourg still held 49 907 shares amounting to EUR 1 996 280 for which it waived its entire voting rights and right to dividends. After this transaction, the subscribed and fully paid share capital amounted to EUR 2 000 280, divided into 50 007 shares with nominal value of EUR 40 each. No other restrictions are attached to the shares.

By resolution adopted on 15 January 2024, the Executive Board decided to increase the capital of the Company from EUR 2,000 400 to EUR 2,000 440 by the issue of a new share with a nominal value of EUR 40, subscribed by SG Luxembourg.

In the context of the capital increase, the 2023 activity related interests amounting to KEUR 34,361 have been allocated to the Share premium. It was then paid to the shareholders in June 2024.

As at 31 December 2024, the subscribed and fully paid share capital is EUR 2 000 440, divided into 50 011 shares with nominal value of EUR 40 each.

The Company manages its capital to ensure it will be able to continue as a going concern. The capital amount may be increased, subject to the approval of the Shareholders, if the Company's activity evolves, incurring specific additional risks.

8.2 Reserves**8.2.1 Legal reserve**

In accordance with the Luxembourg law, the Company is required to allocate a minimum of 5% of its annual net profit to a Legal reserve until this reserve equals 10% of the subscribed share capital. This reserve may not be distributed.

As at 31 December 2024 and 2023, the legal reserve amounts to KEUR 200 (31 December 2023: KEUR 200).

8.2.2 Other reserves

Since 2013, the Company is fiscally integrated in its parent company Société Générale Luxembourg. Société Générale Luxembourg constitutes the Net Wealth Tax reserve for the Company. As a consequence, no additional Net Wealth Tax reserve has been constituted by the Company since 2013.

During the first half of 2024, a dividend of KEUR 15 has been paid (31 December 2023: KEUR 375).

Notes to the financial statements

As at 31 December 2024

NOTE 9 – INTEREST INCOME AND EXPENSES

	('000 EUR) 31.12.2024	('000 EUR) 31.12.2023
Interest income on cash and cash equivalents	1 478	940
Interest income on loans and receivables	2 018	1 745
Total interest income	3 496	2 685
Interest expenses on financial liabilities at amortized cost (note 4.3)	(29 041)	(36 063)
Interest expenses on financial liabilities at fair value	(698)	(321)
Total interest expenses	(29 739)	(36 384)
Net interest margin	(26 243)	(33 699)

NOTE 10 – COMMISSION INCOME

Commission income can be broken down as follows:

	('000 EUR) 31.12.2024	('000 EUR) 31.12.2023
Issuing upfront fees on Notes	36 725	42 133
Servicing fees on Notes	5 515	5 089
Commission on Warrants	710	709
Commission income	42 950	47 931

As at 31 December 2024, KEUR 6 576 are retained as deferred income under the caption “other liabilities” (2023: KEUR 5 218) (cf. Note 6).

NOTE 11 – NET RESULT FROM FINANCIAL INSTRUMENTS AT FAIR VALUE THROUGH PROFIT OR LOSS

Net result from financial instruments at fair value through profit or loss can be broken down as follows:

	('000 EUR) 31.12.2024	('000 EUR) 31.12.2023
Net gain on financial assets held for trading	23 356 786	26 984 339
Net gain on financial assets at fair value option	12 569 826	9 930 605
Net loss on financial liabilities held for trading	(23 355 568)	(26 983 187)
Net loss on financial liabilities at fair value option	(12 570 781)	(9 932 092)
Total	263	(335)

NOTE 12 – PERSONNEL EXPENSES

	('000 EUR) 31.12.2024	('000 EUR) 31.12.2023
Wages and salaries	(218)	(252)
Social charges and associated costs	(19)	(26)
Pension related costs	(19)	(25)
Total	(256)	(303)

Notes to the financial statements

As at 31 December 2024

The Company had 3 full-time equivalents during the year ended 31 December 2024 (2023: 3).

The annual cost of pension is calculated and invoiced by Société Générale Luxembourg, based on SG Luxembourg's group total cost of pensions and according to the number of the Company's full time equivalent employees.

NOTE 13 – OTHER OPERATING EXPENSES

	('000 EUR) 31.12.2024	('000 EUR) 31.12.2023
Issuance fees	(12 620)	(11 109)
Other operating charges	(3 773)	(2 454)
Total	(16 393)	(13 563)

Issuance fees mainly consist of listing fees, collateral monitoring agent fees, maintenance of registers fees and trading fees.

Other operating charges are mainly composed of operating costs related to the Company (including audit fees) as well as activities outsourced to Société Générale S.A. and Société Générale Luxembourg.

Remuneration of the Réviseur d'entreprises agréé

The fees paid by the Company to its Réviseur d'Entreprises Agréé were as follows:

	('000 EUR) 31.12.2024	('000 EUR) 31.12.2023
Statutory audit of the financial statements	226	194
Other assurance services	40	39
Total	266	233

Other assurance services for the year consists of a limited review as of 30 June.

NOTE 14 – OFF-BALANCE SHEET

As at 31 December 2024, financial instruments to be issued (commitment taken before 31 December 2024 with value date after 31 December 2024) amount to KEUR 8 583 451 (31 December 2023: KEUR 4 721 740).

Notes to the financial statements

As at 31 December 2024

Warrants issuance summary

The Warrants issued as at 31 December 2024 and 2023 break down as follows:

				31 December 2024			31 December 2023			
Warrant Type	Category of Underlying	Type of Underlying	Option Type	Quantity	Notional ('000 EUR)	Fair Value ('000 EUR)	Quantity	Notional ('000 EUR)	Fair Value ('000 EUR)	
Currency Warrant	Currency	Currency	Call				42	317 609	-	
			Put				47	271 723	-	
Equity Warrant	Equity	Ordinary Share	Call	136	1 891 844	13 188	522	9 474 493	11 691	
			Put	1 441	35 156 224	55 957	250	2 437 384	3 412	
		REIT	Call	1	31 976	2	-	-	-	
	Fund	Mutual Fund	Call	3	74 598	298	2	102 479	-	
			Put	3	40 044	5 991	1	30 883		
		Funds	Fund	Fund	Call	-	-		9	37 467
Index Warrant	Equity	Mutual Fund	Call	-	-		2	22 274	413	
		Ordinary Share	Call	-	-		63	549 667	2 538	
			Put	-	-		51	430 787	719	
	Fund	Equity Fund	Call	-	-		1	-	-	
		Fund	Call	-	-		1	-	-	
		Index	Call	128	4 815 156	1 078	365	11 165 363	27 313	
	Fund Warrant	Fund	Index	Put	12	318 210	381	337	13 234 333	6 054
			Mutual Fund	Call				-	-	-
Put							-	-	-	
		Fund	Call				1	-	-	
Total Call				268	6 813 574	14 566	1 008	21 669 353	46 963	
Total Put				1 456	35 514 478	62 330	686	16 405 110	10 185	
Total Warrants				1 724	42 328 052	76 896	1 694	38 074 463	57 148	

Notes to the financial statements

As at 31 December 2024

NOTE 15 – RISK MANAGEMENT

The Company and several of its service providers are subsidiaries of the Société Générale Group and therefore benefit from Société Générale's internal control systems.

15.1 Market risk

Market risk is the risk that changes in market prices, such as interest rates, securities prices, and foreign exchange rates will affect the Company's income or the value of its holding of financial instruments. The objective of market risk management is to manage and control market risk exposures within acceptable parameters.

The Company issues Notes and Warrants. The Notes are systematically mirrored with FFS concluded with Société Générale, with strictly identical characteristics. In the same way, the Warrants issued are mirrored with Options concluded with Société Générale, with strictly identical characteristics.

The risks associated with the investment in the Notes and Warrants depend on several factors. Such factors vary depending on the characteristics of the Notes and Warrants issued, in particular depending on the underlying, the maturity of the Notes, the Secured / Unsecured status of the Notes, the interest rates incurred, the volatility of the underlying, etc..

The main risks in relation to investments in Notes and Warrants issued by the Company are described in the Base Prospectus under the section "Risk Factor".

Because of its structure (perfect match between the assets and the liabilities), the impact of an immediate change of a market parameter would have no consequence on the net profit of the Company.

The Company is also exposed to structural interest rate risk, namely through the following transactions: reinvestment of available equity by participating interests or loans to the Company's treasury (SG Luxembourg) with hedged interest rate risk. The structural interest rate risk is monitored via the sensitivity of the economic value of the positions measured through modified duration.

Modified duration is calculated based on the change in the net present value of positions subsequent to a 1% change in the rate curve. Exposure monitoring is based on the determination of modified duration over the short (up to one year), medium (one to five years) and long (more than five years) term.

Climate and ESG matters have been considered in the fair value of the financial instruments. These are deemed to have a minor impact.

15.2 Foreign currency risk

Foreign currency risk can only arise on financial instruments that are denominated in a currency other than the functional currency in which they are measured. Translation-related risks are therefore not included in the assessment of the Company's exposure to currency risks.

Because of its structure (perfect match between the assets and the liabilities), the impact of an immediate change of a foreign exchange rates would have no consequence on the net profit of the Company.

Following explanation above, foreign currency risk is strictly limited.

Process of control allows to monitor it closely and to confirm that exposure of the entity to foreign currency risk remains in a very conservative limit.

Notes to the financial statements

As at 31 December 2024

15.3 Credit risk

Credit risk is the risk that a third party will not be able to meet its contractual obligation.

The Company only contracts financial instruments with SG Luxembourg and Société Générale. Therefore, the credit risk of the Company is limited to the credit risk on SG Luxembourg and Société Générale. Should this situation evolve, specific limits would be proposed to limit the credit risk incurred.

As at 31 December 2024 and 2023, no financial assets were past due nor impaired. No Estimated Credit Loss (ECL) was booked for financial assets.

All the Notes and Warrants issued by the Company benefit from a guarantee provided by Société Générale, meaning that payments in respect of the instruments issued by the Company are unconditionally and irrevocably guaranteed by Société Générale (the Guarantor).

As at 31 December 2024, the rating of Société Générale is: A- from Fitch Ratings, A from R&I, A from Standard & Poor's and A1 from Moody's.

15.4 Interest rate risk

Interest rate risk is the risk that changes in market interest rates may adversely affect the value of the assets and liabilities of the Company.

Due to the financial instruments contracted by the Company with Société Générale to mirror the financial instruments issued, the Company is not significantly exposed to interest rate risk.

15.5 Liquidity risk

Liquidity risk is the risk that the Company may be unable to meet the payment obligations associated with its financial liabilities when they fall due.

The Company does not face any material liquidity risk thanks to the perfect replication between the contractual obligations of:

- The financial instruments issued by the Company; and
- The financial assets replicating the financial instruments issued by the Company.

Notes to the financial statements

As at 31 December 2024

Analysis per remaining contractual maturities

As at 31 December 2024, analysis per remaining contractual maturities is as follows:

31.12.2024 - EUR' 000	< 3 months	From 3 months to 1 year	From 1 to 5 years	> 5 years	Total
Cash and cash equivalents	63 575				63 575
Financial assets at fair value through profit or loss					
- <i>Mandatorily at fair value through profit or loss</i>	4 502 308	7 413 592	17 609 084	19 592 928	49 117 912
- <i>Trading derivatives</i>	17 036	32 857	27 897	160	77 950
Loans and receivables	48 026	200	800	1 000	50 026
Financial liabilities at amortised cost	69 550	27 071			96 621
Financial liabilities at fair value through profit or loss					
- <i>Designated at fair value through profit or loss</i>	4 410 064	7 413 257	17 618 922	19 678 019	49 120 262
- <i>Trading derivatives</i>	16 793	33 124	26 979	0	76 896

As at 31 December 2023 analysis per remaining contractual maturities is as follows:

31.12.2023 - EUR' 000	< 3 months	From 3 months to 1 year	From 1 to 5 years	> 5 years	Total
Cash and cash equivalents	42 010	-	-	-	42 010
Financial assets at fair value through profit or loss					
- <i>Mandatorily at fair value through profit or loss</i>	4 125 291	6 937 558	19 617 291	20 437 952	51 118 092
- <i>Trading derivatives</i>	7 210	25 313	24 793	-	57 316
Loans and receivables	48 035	200	800	1 000	50 035
Other assets	2 182 233	-	-	-	2 182 233
Financial liabilities at amortised cost	331	82 410	-	-	82 741
Financial liabilities at fair value through profit or loss					
- <i>Designated at fair value through profit or loss</i>	4 129 857	6 936 107	19 615 243	20 430 859	51 112 066
- <i>Trading derivatives</i>	6 902	25 246	25 000	-	57 148

Notes to the financial statements

As at 31 December 2024

15.6 Fair Value measurement

According to the fair value hierarchy established by IFRS 13, Level 3 (L3) comprises products valued using inputs that are not based on observable market data (referred to as unobservable inputs).

For these products, fair value is determined using models based on valuation techniques commonly used by market participants to measure financial instruments, such as discounted future cash flows for Notes or the Black & Scholes formula for certain options and using valuation parameters that reflect current market conditions as at the statement of financial position date. These valuation models are validated independently by the experts from the Market Risk Department of the Group's Risk Division.

Furthermore, the parameters used in the valuation models, whether derived from observable market data or not, are checked by the Finance Division of Société Générale, in accordance with the methodologies defined by the Market Risk Department.

The Notes and the related FFS are classified as Level 3 when the valuation of the associated embedded derivatives (underlying of the Notes) is also based on unobservable market data.

On each element of an identified list of unobservable parameters, it comes to determining the uncertainty of marking, and cross sensitivities with this uncertainty for a confidence interval of the value of the positions.

In parallel, marking the levels of each of these parameters is collected and reported in the Note.

The methods for determining the level of uncertainty, as well as calculating the confidence interval from sensitivities depend on each parameter.

Transfers from Level 2 to Level 3 are determined at the end of each month and occur in case of a modification within a parameter (e.g. no longer linked to the deal, modification of the observability rule of the parameter).

Notes to the financial statements

As at 31 December 2024

15.6.1 Estimates of Level 3 instruments and other most significant unobservable inputs as at 31 December 2024 (by type of underlying):

Type of underlying	Assets In million EUR	Liabilities In million EUR	Main products	Valuation techniques used	Significant unobservable inputs	Range of unobservable inputs Min & Max
Equity / funds	16 297	16 295	Simple and complex derivatives on funds, equities or baskets on stocks	Various option models on funds, equities or baskets on stocks	Equity volatilities	[3% ; 166%]
					Equity dividends	[0.0% ; 11.0%]
					Unobservable correlations	[-200% ; 200%]
					Hedge funds volatilities	N/A
					Mutual funds volatilities	[1.7% ; 26.8%]
Rates and Forex	9 241	9 241	Hybrid forex / interest rate or credit / interest rate derivatives	Hybrid forex interest rate or credit interest rate option pricing models	Correlations	[-60% ; 90%]
			Forex derivatives	Forex option pricing models	Forex volatilities	[1% ; 25%]
			Interest rate derivatives whose notional is indexed on the prepayment behavior on European collateral pools	Prepayment modeling	Constant prepayment rates	[0.0% ; 20.0%]
			Inflation instruments and derivatives	Inflation pricing models	Inflation/ inflation correlations	[81% ; 92%]
Credit	3 780	3 780	Collateralized Debt Obligations and index tranches	Recovery and base correlation projection models	Time to default correlations	[0% ; 100%]
					Recovery rate variance for single name underlying	[0% ; 100%]
			Other credit derivatives	Credit default models	Time to default correlations	[0% ; 100%]
					Quanto correlations	[0% ; 100%]
					Unobservable credit spreads	[0bps ; 90.8 bps]
Commodity	-	-	Derivatives on commodities baskets	Option models on commodities	Commodities correlations	0
Total	29 318	29 316				

Unobservable inputs add a degree of uncertainty in the valuation of Level 3 instruments. However, by its very nature, and considering mirror transactions are concluded with Société Générale to mirror the financial liabilities issued by the Company, the Company has no market risk exposure. The impact of an immediate change in an unobservable parameter would have no consequence on the net profit or net equity of the Company.

Moreover, changes in an unobservable parameter would have by underlying a minor effect on both assets and liabilities.

Finally, the Company considers that changes in the unobservable parameters would not a material impact on the profit or loss of the Company considering the mirroring in place for financial instruments (refer to Note 4).

Notes to the financial statements

As at 31 December 2024

15.6.2. Carrying amounts and fair values of assets and liabilities not measured at fair value in the statement of financial position

31.12.2024 – EUR' 000	Carrying amount	Fair value
Cash and cash equivalents	63 575	63 575
Loans and receivables *	50 026	50 094
Other assets	292 904	292 904
31.12.2024 – EUR' 000	Carrying amount	Fair value
Financial liabilities at amortised cost *	96 621	96 728
Other liabilities	306 067	306 067
Tax liabilities	87	87

* For Loans and receivables and Financial liabilities at amortised cost, the fair values are calculated by discounting the expected future cash flows under a EUR risk free curve adjusted with Société Générale Group credit spread curve (EUR swap curve from Bloomberg and Société Générale credit spread curve provided by Risk department Paris).

Notes to the financial statements

As at 31 December 2024

31.12.2023 - EUR' 000	Carrying amount	Fair value
Cash and cash equivalents	42 010	42 010
Loans and receivables *	50 035	49 915
Other assets	2 182 233	2 182 233

31.12.2023 - EUR' 000	Carrying amount	Fair value
Financial liabilities at amortised cost *	82 741	82 744
Other liabilities	2 195 502	2 195 502
Tax liabilities	13	13

* For Loans and receivables and Financial liabilities at amortised cost, the fair values are calculated by discounting the expected future cash flows under a EUR risk free curve adjusted with Société Générale Group credit spread curve (EUR swap curve from Bloomberg and Société Générale credit spread curve provided by Risk department Paris).

Determining fair value is dependent on many factors and can be an estimate of what value may be obtained in the open market at any point in time.

Regarding financial instruments at amortised cost with short term maturity (<1 year), the Company considers the difference between fair value and carrying amount as non-material.

Regarding other assets and other liabilities, in consideration of their short term nature, the Company considers the difference between fair value and carrying amount as non-material.

Notes to the financial statements

As at 31 December 2024

15.6.3 The fair value hierarchy of IFRS 13

As at 31 December 2024, the Company determined the fair values of its financial instruments on the basis of the following hierarchy:

31.12.2024 - EUR' 000	Level 1	Level 2	Level 3	Total
Financial assets at fair value through profit or loss				
- Mandatorily at fair value through profit or loss	-	19 815 438	29 302 474	49 117 912
<i>Commodities instruments</i>	-	1 546	0	1 546
<i>Credit derivatives/securities</i>	-	1 043 704	3 520 322	4 564 026
<i>Equity and index securities</i>	-	16 721 749	16 287 602	33 009 351
<i>Foreign exchange instruments/securities</i>	-	346 941	1 714 102	2 061 043
<i>Interest rate instruments/securities</i>	-	1 545 087	7 527 010	9 072 097
<i>Other financial instruments</i>	-	156 411	253 438	409 849
- Trading derivatives	-	62 432	15 518	77 950
<i>Equity and Index instruments</i>	-	62 134	9 527	71 661
<i>Foreign exchange instruments / securities</i>	-	298	5 991	6 289
Financial liabilities at fair value through profit or loss				
- Designated at fair value through profit or loss	-	19 819 729	29 300 533	49 120 262
<i>Commodities instruments</i>	-	1 546	0	1 546
<i>Credit derivatives/securities</i>	-	1 043 641	3 520 322	4 563 963
<i>Equity and index securities</i>	-	16 726 121	16 285 388	33 011 509
<i>Foreign exchange instruments/securities</i>	-	346 940	1 714 148	2 061 088
<i>Interest rate instruments/securities</i>	-	1 545 087	7 527 237	9 072 324
<i>Other financial instrument</i>	-	156 394	253 438	409 832
- Trading derivatives	-	61 378	15 518	76 896
<i>Equity and Index instruments</i>	-	61 080	9 527	70 607
<i>Foreign exchange instruments / securities</i>	-	298	5 991	6 289

Notes to the financial statements

As at 31 December 2024

As at 31 December 2023, the Company determined the fair values of its financial instruments on the basis of the following hierarchy:

31.12.2023 - EUR' 000	Level 1	Level 2	Level 3	Total
<i>Financial assets at fair value through profit or loss</i>				
<i>- Mandatorily at fair value through profit or loss</i>		24 163 037	26 955 055	51 118 092
<i>Commodities instruments</i>	-	5 139	-	5 139
<i>Credit derivatives/securities</i>	-	1 095 924	3 611 352	4 707 276
<i>Equity and index securities</i>	-	17 428 536	17 146 422	34 574 958
<i>Foreign exchange instruments/securities</i>	-	847 056	330 314	1 177 370
<i>Interest rate instruments/securities</i>	-	4 652 926	5 582 430	10 235 356
<i>Other financial instruments</i>	-	133 456	284 537	417 993
<i>- Trading derivatives</i>		39 589	17 727	57 316
<i>Equity and Index instruments</i>	-	34 167	12 848	47 015
<i>Other financial instruments</i>	-	5 422	4 879	10 301
<i>Financial liabilities at fair value through profit or loss</i>				
<i>- Designated at fair value through profit or loss</i>		24 163 037	26 949 029	51 112 066
<i>Commodities instruments</i>	-	5 139	-	5 139
<i>Credit derivatives/securities</i>	-	1 095 924	3 611 352	4 707 276
<i>Equity and index securities</i>	-	17 427 697	17 140 396	34 568 093
<i>Foreign exchange instruments/securities</i>	-	847 056	330 314	1 177 370
<i>Interest rate instruments/securities</i>	-	4 652 926	5 582 430	10 235 356
<i>Other financial instrument</i>	-	134 295	284 537	418 832
<i>-Trading derivatives</i>		39 024	18 124	57 148
<i>Equity and Index instruments</i>	-	38 611	13 118	51 729
<i>Other financial instruments</i>	-	413	5 006	5 419

Notes to the financial statements

As at 31 December 2024

The following table describes the variation in Level 3 by financial instruments (in KEUR):

Financial assets at fair value through profit or loss	Balance at 01.01.2024	Acquisitions (Issuance)	Change in fair value	Reimbursements	Transfers from L2 to L3	Transfers from L3 to L2	Balance 31.12.2024
Designated at fair value through P&L	26 955 055	10 659 140	-2 651 637	-3 490 185	707 712	-2 877 611	29 302 474
Equity and index instrument	17 146 422	5 298 314	-2 144 203	-2 579 063	484 522	-1 918 390	16 287 602
Foreign exchange instruments	330 314	1 356 658	-62 099	-45 268	185 318	-50 822	1 714 101
Interest rate instruments	5 582 430	2 843 962	-56 281	-488 354	21 101	-375 847	7 527 011
Credit derivatives/securities	3 611 352	998 985	-306 088	-292 605	16 771	-508 093	3 520 322
Others financial instruments	284 537	161 221	-82 966	-84 895		-24 459	253 438
Trading derivatives	17 727	-	2 394	-4 546	-	-57	15 518
Equity and index instruments	12 848	-	1 073	-4 337	-	-57	9 527
Foreign exchange instruments	-	-	-	-	-	-	-
Other financial instruments	4 879	-	1 321	-209	-	-	5 991

Financial liabilities at fair value through profit or loss	Balance at 01.01.2024	Acquisitions (Issuance)	Change in fair value	Reimbursements	Transfers from L2 to L3	Transfers from L3 to L2	Balance 31.12.2024
Designated at fair value through P&L	26 949 028	10 663 226	-2 651 637	-3 490 185	707 712	-2 877 611	29 300 533
Equity and index instrument	17 140 396	5 302 126	-2 144 203	-2 579 063	484 522	-1 918 390	16 285 388
Foreign exchange instruments	330 314	1 356 705	-62 099	-45 268	185 318	-50 822	1 714 148
Interest rate instruments	5 582 429	2 844 189	-56 281	-488 354	21 101	-375 847	7 527 237
Credit derivatives/securities	3 611 352	998 985	-306 088	-292 605	16 771	-508 093	3 520 322
Others financial instruments	284 537	161 221	-82 966	-84 895		-24 459	253 438
Trading derivatives	18 124	-	1 997	-4 546	-	-57	15 518
Equity and index instruments	13 118	-	803	-4 337	-	-57	9 527
Foreign exchange instruments	-	-	-	-	-	-	-
Other financial instruments	5 006	-	1 194	-209	-	-	5 991

Notes to the financial statements

As at 31 December 2024

Transfers from Level 3 to Level 2

The consensus data provided by external counterparties are considered observable if the underlying market is liquid and if the prices provided are confirmed by actual transactions. For high maturities, these consensus data are not observable. This is the case for the implied volatility used for the valuation of options with maturities of more than five years. However, when the residual maturity of the instrument falls below five years, its fair value becomes sensitive to observable parameters.

Transfers from Level 2 to Level 3

Transfers from Level 2 to Level 3 can occur in case of a modification within a parameter (no longer linked to the deal, modification of the observability rule of the parameter, etc.).

15.7 Operational risk

Operational risk is the risk of loss or fraud caused by defects or failures in internal procedures or systems, human error or external events, including IT risk and management risk. Particular attention is paid to compliance risk, which receives enhanced monitoring.

The Company participates in the effort to strengthen the management and monitoring of operational risk led by the Société Générale Group. This effort is guided by the Operational Risk Department, which reports to the Société Générale Group Risk Department, and is relayed by different Group operational risk monitoring units responsible for implementing the policies and directives issued by the Société Générale Group and monitoring and controlling operational risks.

The monitoring arrangement mainly relies on four processes supervised by the operational risk departments: periodic risk and control self-assessment (RCSA), collect of internal data on losses due to operational errors with exhaustive real-time reporting of incidents, pattern analyses, and permanent control system.

These procedures are supplemented by a crisis management unit and a business continuity plan.

NOTE 16 – RELATED PARTIES

During the year, the Company entered into transactions with related parties. Those transactions along with related balances as at 31 December 2024 and 2023 are presented below. Related parties are considered to be a party that has the ability to control the Company or exercise significant influence over the Company in making financial or operational decisions. The Company has a related party relationship with SG Luxembourg, its parent company (SG) and with its Executive Board Members, Supervisory Board Members and Executive Officers. As disclosed below in the table, the Company entered into transactions with SG Luxembourg, its parent company (SG) and other SG Group entities.

The issued Notes are sold to Société Générale as market maker, such Notes being expected to be subscribed *in fine* by third party investors, either for their own account or via distribution network. Moreover, all Notes are guaranteed by Société Générale.

Also, the Company borrows securities from Société Générale, which serve as collateral for the secured Notes issued by the Company.

Notes to the financial statements

As at 31 December 2024

As at 31 December 2024 EUR' 000	Société Générale (Parent Company)	SG Luxembourg	Other SG Group entities
Cash and cash equivalents	57 309	0	12
Financial assets at fair value through profit or loss			
- <i>Mandatorily at fair value through profit or loss</i>	49 117 912	-	-
- <i>Trading derivatives</i>	77 950	-	-
Loans and receivables	-	50 026	-
Other assets	292 904	-	-
Total assets	49 546 075	50 026	12
Financial liabilities at amortised cost	262	93 529	-
Financial liabilities at fair value through profit or loss			
- <i>Designated at fair value through profit or loss*</i>	140 341	-	312 728
- <i>Trading derivatives*</i>	36 207	-	-
Other liabilities	302 977	3 090	-
Tax liabilities	-	-	-
Total liabilities	479 787	96 619	312 728
Interest income	-	2 018	-
Commission income	42 769	-	-
Total revenues	42 769	2 018	-
Interest expenses	0	(29 041)	-
Personnel expenses		(256)	-
Other operating expenses	(4 205)	(4 953)	-
Total expenses	(4 205)	(34 250)	-
Total comprehensive income for the financial year	38 564	(32 232)	-
Financial commitments	8 545 530	-	-
Financial commitments-collateral to be returned	7 251 220	-	-

*The financial liabilities at fair value through profit or loss appearing on the statement of financial position are the financial instruments issued by the Company and subscribed by investors, who are not related parties.

Notes to the financial statements

As at 31 December 2024

As at 31 December 2023 EUR' 000	Société Générale (Parent Company)	SG Luxembourg	Other SG Group entities
Cash and cash equivalents	38 451	2 002	704
Financial assets at fair value through profit or loss			
- <i>Mandatorily at fair value through profit or loss</i>	51 118 092	-	-
- <i>Trading derivatives</i>	57 316	-	-
Loans and receivables	-	50 035	-
Other assets	2 182 232	-	-
Total assets	53 396 091	52 037	704
Financial liabilities at amortised cost	294 444	84 679	314 875
Financial liabilities at fair value through profit or loss			
- <i>- Designated at fair value through profit or loss*</i>	-	-	-
- <i>- Trading derivatives*</i>	-	-	-
Other liabilities	256 240	2 108	-
Tax liabilities	-	-	-
Total liabilities	550 684	86 787	314 875
Interest income	-	1 745	-
Commission income	47 931	-	-
Total revenues	47 931	1 745	-
Interest expenses	-	(38 331)	-
Personnel expenses	-	(303)	-
Other operating charges	(1 049)	(5 468)	-
Total expenses	(1 049)	(44 102)	-
Total comprehensive income for the financial year	46 882	(42 357)	-
Financial commitments	4 721 740	-	-
Financial commitments-collateral to be returned	5 865 142	-	-

*The financial liabilities at fair value through profit or loss appearing on the statement of financial position are the financial instruments issued by the Company and subscribed by investors, who are not related parties.

Notes to the financial statements

As at 31 December 2024

NOTE 17 – REMUNERATION, ADVANCES AND LOANS GRANTED TO MEMBERS OF THE ADMINISTRATIVE OR SUPERVISORY BODY

The independent director of the Company earned a remuneration of EUR 28 000 for his services related to the year ended 31 December 2024 (31 December 2023: EUR 28 000).

As at 31 December 2024 and 2023, no other payment, advance or loans were given to members of the administrative or supervisory body.

NOTE 18 – INFORMATION ON LITIGATIONS

During the year ended 31 December 2020, SG Issuer, as the Issuer of Notes linked to the credit risk of a French corporate, and Société Générale, as the Guarantor, were brought before the Courts of Paris (alongside other French financial institutions) by end investors to obtain compensation for the financial loss they suffered on their investment in these securities. The French corporate was the subject of a “safeguard procedure”, which constitutes a credit event under the terms of the Notes which had a strong impact on the value of the Notes. These investors rely on unfounded allegations according to which SG Issuer and Société Générale were aware of the difficulties of the French corporate when setting up and marketing these Notes and that in doing so, they failed to meet their regulatory obligations (to act in an honest, fair and professional manner, to provide information on the product risks and to determine the suitability of the Notes for retail investors).

On 27 July 2021, the Company received a new letter from end investors in order to obtain compensation for the financial loss they suffered on their investment in securities issued by the Company. This letter relates to the same litigation described above.

For this litigation, along with any other litigation relating to securities issued by SG Issuer, SG Issuer is entitled to an indemnification by Société Générale in respect of any sum due by SG Issuer regarding potential damages or attorneys’ fees.

No change on this case compared to 31 December 2023 financial statements.

NOTE 19 – CAPITAL MANAGEMENT

In consideration of the information mentioned in the previous notes, the exposure of the Company to various risks is limited thanks to the mirroring that is in place for the financial instruments.

The Company does not have any loan covenants.

For dividends, please refer to the Note 8.2.2.

NOTE 20 – USE OF DERIVATIVES

The Company uses derivatives to mirror the instruments issued. These derivatives are measured at fair value through profit or loss.

The Company does not apply hedge accounting.

For further details on the derivatives, please refer to Notes 4.1 and 15.

Notes to the financial statements

As at 31 December 2024

NOTE 21 - SIGNIFICANT CHANGES IN THE CURRENT PERIOD

There are no significant events in the current period that may have an impact on the financial statements that would not be included in the preceding notes.

NOTE 22 – SUBSEQUENT EVENTS

Following the decision of the Extraordinary General Meeting of 26 March 2025, the Company has changed its corporate address to 10, Porte de France, L-4360 Esch-sur-Alzette, Luxembourg.

Apart, from the abovementioned item, there was no other subsequent events which could have a significant impact on the financial information as at 31 December 2024.

APPENDIX III

REPRODUCTION OF THE PRESS RELEASE DATED 30 APRIL 2025 CONTAINING THE GUARANTOR'S CONSOLIDATED FINANCIAL RESULTS FOR THE FIRST QUARTER ENDED 31 MARCH 2025

The information set out below is a reproduction of the press release dated 30 April 2025 containing the Guarantor's consolidated financial results for the first quarter ended 31 March 2025.

RESULTS AT 31 MARCH 2025

Press release

Paris, 30 April 2025

STRONG QUARTERLY RESULTS, AHEAD OF OUR 2025 TARGETS

Quarterly revenues of EUR 7.1 billion, +6.6% vs. Q1 24 and +10.2% excluding asset disposals (vs. an annual target of more than +3%). Positive contribution from all businesses, driven by a strong rebound in French Retail Banking, a solid performance of Global Banking and Investor Solutions and a sustained activity in Mobility, International Retail Banking and Financial Services

Strict cost management with operating expenses down -4.4% vs. Q1 24, excluding asset disposals. Ahead of our 2025 target to reduce operating expenses by more than -1%, excluding asset disposals

Cost-to-income ratio at 65.0% in Q1 25, ahead of our 2025 target (<66%)

Low cost of risk at 23 basis points in Q1 25, below the 2025 target of 25 to 30 basis points. The amount of S1/S2 provisions remains high at EUR 3.1 billion (more than 2x 2024 cost of risk), and has been further increased

Group net income of EUR 1,608 million, x2.4 vs. Q1 24

Profitability (ROTE) at 11.0%, ahead of our 2025 target of more than 8%. Even if restated for net gains on asset disposals of around EUR 200 million and considering a quarterly linear distribution of taxes (IFRIC 21) for an amount of around EUR 300 million, the ROTE stands at 10.9%

SOLID CAPITAL AND LIQUIDITY PROFILE

CET1 ratio of 13.4%¹ at end-Q1 25, around 320 basis points above the regulatory requirement

Liquidity Coverage Ratio at 140% at end-Q1 25

Provision for distribution of EUR 0.91² per share, at end-March 2025

Completion of the 2024 share buy-back programme of EUR 872 million

ORDERLY EXECUTION OF ASSET DISPOSALS

Disposal of SGEF's activities completed on 28 February 2025, except for those in the Czech Republic and Slovakia, representing a positive impact **of around +30 basis points on the Group's CET1 ratio in Q1 25**

Disposals of Societe Generale Private Banking Suisse and SG Kleinwort Hambros completed on 31 January 2025 and 31 March 2025, for a total impact of around **+10 basis points on the Group's CET1 ratio**

Slawomir Krupa, the Group's Chief Executive Officer, commented:

« We are releasing today a very good set of results. Our revenues have grown across all our businesses. Our costs and our cost-to-income ratio have decreased across all our businesses. Our first quarter results are above all our annual targets, putting us in a favourable position to achieve them, thanks to our disciplined execution and prudent and rigorous risk management. Since the presentation of our Strategic Plan, we have built a strong capital position, and we have delivered a steady and material increase in our performance. Our diversified and resilient model allows us to navigate efficiently in the current environment. This is the result of the precise execution of our strategy by fully focused and talented teams whom I warmly thank for their commitment. We measure how far we've come and how far we still have to go. We will therefore pursue our work with the same focus and discipline, confident in our ability to deliver our 2026 roadmap and beyond, a sustainable and profitable growth. »

¹ Including Basel IV phasing

² Based on a pay-out ratio of 50% of the Group net income restated from non-cash items and after deduction of interest on deeply subordinated notes and undated subordinated notes, pro forma including Q1 25 results

1. GROUP CONSOLIDATED RESULTS

In EURm	Q1 25	Q1 24	Change	
Net banking income	7,083	6,645	+6.6%	+9.9%*
Operating expenses	(4,604)	(4,980)	-7.6%	-4.6%*
Gross operating income	2,479	1,665	+48.9%	+53.0%*
Net cost of risk	(344)	(400)	-13.9%	-9.5%*
Operating income	2,135	1,265	+68.8%	+72.1%*
Net profits or losses from other assets	202	(80)	n/s	n/s
Income tax	(490)	(274)	+79.0%	+84.8%*
Net income	1,855	917	x 2.0	x 2.1*
O.w. non-controlling interests	247	237	+4.0%	+12.0%*
Group net income	1,608	680	x 2.4	x 2.4*
ROE	9.7%	3.6%		
ROTE	11.0%	4.1%		
Cost to income	65.0%	74.9%		

Asterisks* in the document refer to data at constant perimeter and exchange rates

Societe Generale's Board of Directors, which met on 29 April 2025 under the chairmanship of Lorenzo Bini Smaghi, examined the Societe Generale Group's results for the first quarter of 2025.

Net banking income

Net banking income stood at EUR 7.1 billion, up +6.6% vs. Q1 24 and up +10.2% vs. Q1 24, excluding asset disposals.

Revenues of **French Retail, Private Banking and Insurance** were up +14.1% vs. Q1 24 (+16.5% excluding asset disposals and +2.5% excluding both asset disposals and short-term hedge impact) to stand at EUR 2.3 billion in Q1 25. Net interest income recovered sharply in Q1 25 (+28.4% vs. Q1 24) and was broadly stable when restated for asset disposals and short-term hedges accounted for in Q1 24 (around EUR -270 million). Assets under management in **Private Banking and Insurance** grew by +6% and +5%, respectively (excluding asset disposals in Switzerland and in the United Kingdom) in Q1 25 vs. Q1 24. Lastly, **BoursoBank** continued its strong commercial development with nearly 460,000 new customers during the quarter, reaching a customer base of around 7.6 million clients at end-March 2025.

Global Banking and Investor Solutions registered a +10.0% increase in revenues relative to Q1 24. These totalled EUR 2.9 billion for the quarter, driven by strong momentum in equities and in Financing and Advisory. **Global Markets** grew by +10.9% in Q1 25 vs. Q1 24. Equity revenues were up +21.8%, reaching a quarterly record level¹, driven by strong momentum in flow and listed products. Fixed income and currencies were down -2.4% due to lower client activity on rates investment solutions and margin compression in financing activities. Commercial activity nevertheless remained buoyant in rates and forex brokerage due to high volatility. In **Global Banking and Advisory**, revenues are up +10.5% with a solid commercial momentum in asset finance. Furthermore, the performance was resilient in Mergers and Acquisitions (M&A) and Debt Capital Markets (DCM). Similarly, **Global Transaction and Payment Services** posted an +8.7% increase in revenues vs. Q1 24, driven by higher payment volumes with institutional clients and strong commercial development for corporate clients.

Mobility, International Retail Banking and Financial Services' revenues were down -7.4% vs. Q1 24, mainly due to a perimeter effect of EUR -176 million in Q1 25. Excluding the impact of asset disposals, they were up +0.8%. **International Retail Banking** recorded a -12.1% fall in revenues vs. Q1 24 to EUR 0.9 billion, due to a perimeter effect related to the disposals completed in Africa (Morocco, Chad, Madagascar). They rose by +1.9% at constant perimeter and exchange rates. Revenues from **Mobility**

¹ At comparable business model post GFC (Global Financial Crisis) regulatory regime

and Financial Services were also down -3.0% vs. Q1 24 due to the disposal of SGEF's operations (except for those in the Czech Republic and Slovakia) in Q1 25. Besides, Ayvens' revenues were stable vs. Q1 24 owing to improved margins, offsetting the normalisation of the results of used car sales.

The **Corporate Centre** recorded revenues of EUR -112 million in Q1 25.

Operating expenses

Operating expenses came to EUR 4,604 million in Q1 25, down -7.6% vs. Q1 24 and -4.4% excluding asset disposals. The decrease in operating expenses is notably explained by a decrease in transformation charges of EUR 278 million, an increase of EUR 29 million related to taxes on variable compensation, an increase in expenses of EUR 22 million related to Bernstein perimeter, and EUR 5 million related to disposal transaction costs. Excluding these non-recurring items, operating expenses were slightly up, confirming the strong cost discipline.

The cost-to-income ratio stood at 65.0% in Q1 25, down sharply from Q1 24 (74.9%) and below the target of <66% estimated for 2025.

Cost of risk

The cost of risk was stable over the quarter at 23 basis points (or EUR 344 million). It comprises a provision for non-performing loans of EUR 330 million (around 22 basis points) and a provision for performing loans of EUR 14 million.

At end-March, the Group had a stock of provisions for performing loans of EUR 3,131 million, slightly up +0.4% compared with 31 December 2024, which represents more than 2x 2024 cost of risk.

The gross non-performing loan ratio stood at 2.82%^{1,2} at 31 March 2025, broadly stable compared to its end-December 2024 level (2.81%). The net coverage ratio on the Group's non-performing loans stood at 82%³ at 31 March 2025 (after netting of guarantees and collateral).

Net profits from other assets

The Group recorded a net gain of EUR +202 million in Q1 25, mainly related to the accounting impacts of completed asset sales of SGEF⁴, Societe Generale Private Banking Suisse and SG Kleinwort Hambros.

Group net Income

Group net income stood at EUR 1,608 million for the quarter, equating to a Return on Tangible Equity (ROTE) of 11.0%.

¹ Ratio calculated according to EBA methodology published on 16 July 2019

² Ratio excluding loans outstanding of companies currently being disposed of in compliance with IFRS 5

³ Ratio of S3 provisions, guarantees and collaterals over gross outstanding non-performing loans

⁴ Except for operations in the Czech Republic and Slovakia

2. DELIVERING ON OUR ESG AMBITIONS

The Group is in line with its portfolio alignment targets in the most carbon-emitting sectors, including since 2019 a reduction of more than 50% in its upstream exposure to oil and gas, and a reduction of around 50% of its carbon emission intensity in power.

Reflecting progress on portfolio alignment, the Group's contribution to sustainable finance amounted to around 80 billion euros at the end of 2024, ahead of its target of 500 billion euros for the 2024-2030 period.

The Group is well positioned to seize new opportunities in the environmental transition. Societe Generale has acted as exclusive financial advisor for the UK's Net Zero Teesside Power and Northern Endurance Partnership projects, which aim to be the world's first gas-fired power station project with carbon capture and storage.

These actions are recognized externally, with best-in-class ratings from extra-financial rating agencies and through numerous awards.

3. THE GROUP'S FINANCIAL STRUCTURE

At 31 March 2025, the Group's **Common Equity Tier 1** ratio stood at 13.4%, or around 320 basis points above the regulatory requirement. Likewise, the Liquidity Coverage Ratio (LCR) was well above regulatory requirements at 140% at end-March 2025 (an average of 150% for the quarter), while the Net Stable Funding Ratio (NSFR) stood at 115% at end-March 2025.

All liquidity and solvency ratios are well above the regulatory requirements.

	31/03/2025	31/12/2024	Requirements
CET1 ⁽¹⁾	13.4%	13.3%	10.22%
Tier 1 ratio ⁽¹⁾	16.1%	16.1%	12.14%
Total Capital ⁽¹⁾	19.1%	18.9%	14.70%
Leverage ratio ⁽¹⁾	4.4%	4.3%	3.60%
TLAC (% RWA) ⁽¹⁾	29.7%	29.7%	22.32%
TLAC (% leverage) ⁽¹⁾	8.2%	8.0%	6.75%
MREL (% RWA) ⁽¹⁾	33.3%	34.2%	27.59%
MREL (% leverage) ⁽¹⁾	9.2%	9.2%	6.23%
End of period LCR	140%	162%	>100%
Period average LCR	150%	150%	>100%
NSFR	115%	117%	>100%

In EURbn	31/03/2025	31/12/2024
Total consolidated balance sheet	1,554	1,574
Group shareholders' equity	71	70
Risk-weighted assets	393	390
O.w. credit risk	318	327
Total funded balance sheet	931	952
Customer loans	459	463
Customer deposits	596	614

As of 31 March 2025, the parent company has issued EUR 9.0 billion of medium/long-term debt under its 2025 financing programme, including EUR 4.5 billion of pre-financing raised at the end of 2024. The subsidiaries had issued EUR 1.0 billion. In all, the Group has issued a total of EUR 10.0 billion in medium/long-term debt.

At end of April 2025, the parent company's 2025 funding programme is 54% complete for vanilla notes.

The Group is rated by four rating agencies: (i) FitchRatings - long-term rating "A-", stable outlook, senior preferred debt rating "A", short-term rating "F1"; (ii) Moody's - long-term rating (senior preferred debt) "A1", negative outlook, short-term rating "P-1"; (iii) R&I - long-term rating (senior preferred debt) "A", stable outlook; and (iv) S&P Global Ratings - long-term rating (senior preferred debt) "A", stable outlook, short-term rating "A-1".

¹ Including Basel IV phasing and pro forma Q1 25 results

4. FRENCH RETAIL, PRIVATE BANKING AND INSURANCE

In EURm	Q1 25	Q1 24	Change	
Net banking income	2,299	2,016	+14.1%	+16.5%*
<i>Of which net interest income</i>	1,061	827	+28.4%	+31.6%*
<i>Of which fees</i>	1,056	1,018	+3.7%	+6.2%*
Operating expenses	(1,566)	(1,728)	-9.4%	-6.6%*
Gross operating income	734	288	x 2.5	x 2.5*
Net cost of risk	(171)	(247)	-30.8%	-30.8%*
Operating income	563	41	x 13.7	x 11.2*
Net profits or losses from other assets	7	0	x 19.2	x 19.2*
Group net income	421	31	x 13.4	x 10.9*
Cost to income	68.1%	85.7%		

Commercial activity

SG network, Private Banking and Insurance

The SG network's average deposit outstandings amounted to EUR 230 billion in Q1 25, down -1% from Q1 24, with a shift of inflows into savings life insurance.

The SG network's average loan outstandings contracted by -3% vs. Q1 24 to EUR 193 billion, and by -1.8% vs. Q1 24 excluding repayments of state-guaranteed loans. Mortgage loan production saw a sharp increase of +115% vs. Q1 24.

The average loan-to-deposit ratio stood at 83.8% in Q1 25, down 1.1 percentage point relative to Q1 24.

In **Private Banking**, assets under management¹ strongly rose by +6% vs. Q1 24 at EUR 130 billion. Net asset inflows totalled EUR 2 billion in Q1 25, with asset gathering (annualised net new money divided by AuM) standing at +6% in Q1 25. Net banking income came to EUR 361 million for the quarter, a +3.4% increase at constant perimeter¹ and exchange rates, down -3.9% vs. Q1 24.

Insurance, which covers activities in and outside France, posted a very strong commercial performance. Life insurance outstandings increased sharply by +5% vs. Q1 24 to reach a record EUR 148 billion at end-March 2025. The share of unit-linked products remained high at 40%. Gross life insurance savings inflows amounted to EUR 5.4 billion in Q1 25.

In France, personal protection and Property & Casualty premia were up by +4% vs. Q1 24.

Boursobank

Boursobank reached almost 7.6 million clients in Q1 25. The bank recorded growth of +20.7% in the number of clients vs. Q1 24 (+1.3 million year-on-year), with onboarding still high this quarter (~458,000 new clients in Q1 25) while the churn rate remained low.

Boursobank has once again confirmed its leading position in France in terms of client satisfaction with an NPS (Net Promoter Score) of +54². The online bank is also ranked as the best digital bank in France³.

Average loan outstandings rose by +7.3% compared with Q1 24 to EUR 16 billion in Q1 25.

NB: SG network, Private Banking and Insurance - end Q1 25 loans and deposits exclude disposals

¹ Excluding asset disposals in Switzerland and the United Kingdom

² Jointly with another bank in 2025, Bain and Company, April 2025

³ Deloitte, January 2025

Average outstanding savings, including deposits and financial savings, totalled EUR 67 billion, an increase of +15.5% vs. Q1 24. Deposits outstanding totalled EUR 41 billion in Q1 25, posting another sharp increase of +16.3% vs. Q1 24. Average life insurance outstandings, at EUR 13 billion in Q1 25, rose by +8.9% vs. Q1 24 (of which 49.2% in unit-linked products). This activity continued to register strong gross inflows over the quarter (+24.6% vs. Q1 24, 57% in unit-linked products). The brokerage activity recorded more than 3 million transactions in Q1 25, a record quarter with an increase of +48.4% vs. Q1 24.

Net banking income

In Q1 25, revenues came to EUR 2,299 million (including PEL/CEL provision), up +14.1% vs. Q1 24. Net interest income grew by +28.4% vs. Q1 24 and was broadly stable excluding asset disposals and the impact of short-term hedges in Q1 24. Fee income rose by +3.7% relative to Q1 24.

Operating expenses

Operating expenses came to EUR 1,566 million for the quarter, including around EUR 23 million euros of transformation charges, down -9.4% vs. Q1 24. The cost-to-income ratio stood at 68.1% in Q1 25, an improvement of 17.6 percentage points vs. Q1 24.

Cost of risk

In Q1 25, the cost of risk amounted to EUR 171 million, or 29 basis points, which was higher than in Q4 24 (20 basis points).

Group net Income

Group net income totalled EUR 421 million for the quarter. RONE stood at 9.5% in Q1 25.

5. GLOBAL BANKING AND INVESTOR SOLUTIONS

In EUR m	Q1 25	Q1 24	Change	
Net banking income	2,896	2,631	+10.0%	+8.8%*
Operating expenses	(1,755)	(1,757)	-0.1%	-0.6%*
Gross operating income	1,140	874	+30.4%	+27.6%*
Net cost of risk	(55)	20	n/s	n/s
Operating income	1,085	894	+21.3%	+18.9%*
Group net income	856	697	+22.8%	+19.6%*
Cost to income	60.6%	66.8%		

Net banking income

Global Banking and Investor Solutions reported strong results in Q1 25, with revenues up +10.0% vs. Q1 24 to stand at EUR 2,896 million.

Global Markets and Investor Services recorded solid growth of +10.0% over the quarter compared with Q1 24, at EUR 1,922 million.

Market Activities grew in the first quarter with revenues of EUR 1,759 million, up +10.9% vs. Q1 24 in a volatile market environment.

The Equities business delivered a record performance¹ in Q1 25 with revenues of EUR 1,061 million, a sharp increase of +21.8% compared with Q1 24, driven by positive momentum particularly in flow and listed products.

Fixed Income and Currencies were slightly down -2.4% to EUR 698 million in Q1 25, due to lower client activity on rates investment solutions and margin compression in financing activities. Commercial momentum also remained strong in flow activities, particularly for rates and forex products, driven by higher volatility.

In Securities Services, revenues were up +1.4% compared with Q1 24 at EUR 163 million and overall stable (-0.2%) excluding participation. The level of fees is good in comparison to a high Q1 24, notably thanks to a strong commercial performance in fund distribution. Assets under Custody and Assets under Administration amounted to EUR 5,194 billion and EUR 637 billion, respectively.

Revenues for the **Financing and Advisory business** totalled EUR 973 million, a sharp increase of +10.0% vs. Q1 24.

Global Banking & Advisory posted significant revenues, up +10.5% compared with Q1 24, driven by buoyant activity in asset finance. Asset-Backed Products are steady despite less conducive market conditions compared to Q1 24. Furthermore, the performance was resilient in Mergers and Acquisitions (M&A) and Debt Capital Markets (DCM).

Global Transaction & Payment Services once again delivered a strong performance compared with Q1 24, with a sharp increase in revenues of +8.7%, notably due to higher payment volumes with institutional clients and good commercial performance on the corporate franchise.

¹ At comparable business model post GFC (Global Financial Crisis) regulatory regime

Operating expenses

Operating expenses came to EUR 1,755 million for the quarter and included around EUR 12 million in transformation charges. These are stable relative to Q1 24. The cost-to-income ratio stood at 60.6% in Q1 25.

Cost of risk

Over the quarter, the cost of risk was EUR 55 million, or 13 basis points vs. -5 basis points in Q1 24.

Group net Income

Group net income increased by +22.8% vs. Q1 24 to **EUR 856 million**.

Global Banking and Investor Solutions reported **a strong RONE of 18.7% for the quarter**.

6. MOBILITY, INTERNATIONAL RETAIL BANKING AND FINANCIAL SERVICES

In EURm	Q1 25	Q1 24	Change	
Net banking income	2,000	2,161	-7.4%	+1.1%*
Operating expenses	(1,180)	(1,350)	-12.6%	-4.8%*
Gross operating income	820	810	+1.2%	+10.8%*
Net cost of risk	(124)	(182)	-31.8%	-23.1%*
Operating income	696	629	+10.7%	+20.3%*
Net profits or losses from other assets	0	4	-98.3%	-98.3%*
Non-controlling interests	212	195	+8.3%	+16.1%*
Group net income	319	278	+14.5%	+24.4%*
Cost to income	59.0%	62.5%		

Commercial activity

International Retail Banking

International Retail Banking posted robust commercial activity with loan outstandings of EUR 61 billion, up +4.3%* vs. Q1 24, and deposits of EUR 75 billion, slightly up +1.1%* vs. Q1 24.

In **Europe**, loan outstandings rose by 6.1%* vs. Q1 24 to EUR 45 billion in Q1 25 for both client segments of KB and BRD, particularly in home loans. Deposit outstandings totalled EUR 55 billion in Q1 25, slightly up +0.6%* vs. Q1 24, mainly driven by Romania.

Overall, loan outstandings in **Africa, Mediterranean Basin and French Overseas Territories** amounted to EUR 16 billion, broadly stable* vs. Q1 24, with mixed situations across geographies. Deposit outstandings increased by +2.5%* vs. Q1 24 to EUR 20 billion in Q1 25, mainly driven by sight deposits from corporate clients.

Mobility and Financial Services

Overall, **Mobility and Financial Services** maintained a good commercial performance.

Ayvens' earning assets totalled EUR 53.5 billion at end-March 2025, a +1.4% increase vs. end-March 2024.

Consumer Finance posted loans outstanding of EUR 23 billion, still down -3.0% vs. Q1 24, but decreasing at a slower pace than previously.

Net banking income

In **Q1 25, Mobility, International Retail Banking and Financial Services** recorded revenues of EUR 2,000 million, up slightly (+1.1%* vs. Q1 24).

International Retail Banking revenues increased slightly by +1.9%* vs. Q1 24, to EUR 913 million in Q1 25.

Revenues in **Europe** increased by +5.4%* vs. Q1 24, to EUR 520 million in Q1 25. This robust growth, both in the Czech Republic and Romania, was driven by a solid performance of net interest income and a sharp increase in fees.

In **Africa, Mediterranean Basin and French Overseas Territories**, revenues remained high at EUR 393 million in Q1 25, a slight down -2.3%* compared with a strong first quarter of 2024.

Overall, revenues from **Mobility and Financial Services** were stable* vs. Q1 24, to EUR 1,087 million in Q1 25.

At **Ayvens**, net banking income stood at EUR 796 million in Q1 25, stable vs. Q1 24, with an increase in margins¹. Margins are continuing to improve, standing at 562 basis points in Q1 25, vs. 522 basis points in Q1 24. The secondary market for vehicle sales is gradually returning to normal, as expected, with an average profit margin per vehicle of EUR 1,229² per unit this quarter, vs. EUR 1,267² in Q4 24 and EUR 1,661¹ in Q1 24. At its level, Ayvens has a cost-to-income ratio of 58.0%³, in line with the 2025 target (57%-59%).

Revenues for the **Consumer Finance** business stabilised vs. Q1 24 at EUR 223 million in Q1 25.

Operating expenses

Over the quarter, operating expenses decreased significantly by -4.8%* vs. Q1 24, to EUR 1,180 million in Q1 25 (of which EUR 39 million of transformation charges). The cost-to-income ratio improved in Q1 25 to 59.0% vs. 62.5% in Q1 24.

International Retail Banking posted costs of EUR 546 million in Q1 25, down by -3.2%* vs. Q1 24.

Mobility and Financial Services costs reached EUR 635 million in Q1 25, a sharp decrease of -6.1%* vs. Q1 24, with cost synergies materialising at Ayvens driven by the continued LeasePlan integration.

Cost of risk

Over the quarter, the cost of risk amounted to EUR 124 million or 31 basis points, which was considerably lower than in Q1 24 (43 basis points).

Group net Income

Over the quarter, Group net income came to EUR 319 million, up +24.4%* vs. Q1 24. RONE stood at 11.2% in Q1 25. RONE was 14.1% in International Retail Banking and 9.4% in Mobility and Financial Services in Q1 25.

¹ Excluding non-recurring items

² Excluding impacts of depreciation adjustments

³ As communicated by Ayvens in its Q1 25 results (excluding used car sales result and non-recurring items)

7. CORPORATE CENTRE

In EURm	Q1 25	Q1 24
Net banking income	(112)	(162)
Operating expenses	(103)	(145)
Gross operating income	(215)	(308)
Net cost of risk	6	9
Net profits or losses from other assets	192	(84)
Income tax	61	90
Group net income	12	(327)

The Corporate Centre includes:

- the property management of the Group's head office,
- the Group's equity portfolio,
- the Treasury function for the Group,
- certain costs related to cross-functional projects, as well as several costs incurred by the Group that are not re-invoiced to the businesses.

Net banking income

The **Corporate Centre's net banking income totalled EUR -112 million** for the quarter, vs. EUR -162 million in Q1 24, notably thanks to management actions to more efficiently use excess liquidity.

Operating expenses

Over the quarter, **operating expenses totalled EUR -103 million**, vs. EUR -145 million in Q1 24, notably thanks to a decrease in transformation charges.

Net profits from other assets

The **Group recorded EUR +192 million in net profits from other assets** during the quarter at the Corporate Centre level, notably following asset disposals of SGEF¹, Societe Generale Private Banking Suisse and SG Kleinwort Hambros.

Group net Income

The **Corporate Centre's net income totalled EUR +12 million** for the quarter, vs. EUR -327 million in Q1 24.

¹ Except for operations in the Czech Republic and Slovakia

8. 2025 FINANCIAL CALENDAR

2025 Financial communication calendar

May 20 th , 2025	Combined General Meeting
May 26 th , 2025	Dividend detachment
May 28 th , 2025	Dividend payment
July 31 st , 2025	Second quarter and first half 2025 results
October 30 th , 2025	Third quarter and nine months 2025 results

The Alternative Performance Measures, notably the notions of net banking income for the pillars, operating expenses, cost of risk in basis points, ROE, ROTE, RONE, net assets and tangible net assets are presented in the methodology notes, as are the principles for the presentation of prudential ratios.

This document contains forward-looking statements relating to the targets and strategies of the Societe Generale Group.

These forward-looking statements are based on a series of assumptions, both general and specific, in particular the application of accounting principles and methods in accordance with IFRS (International Financial Reporting Standards) as adopted in the European Union, as well as the application of existing prudential regulations.

These forward-looking statements have also been developed from scenarios based on a number of economic assumptions in the context of a given competitive and regulatory environment. The Group may be unable to:

- anticipate all the risks, uncertainties or other factors likely to affect its business and to appraise their potential consequences;
- evaluate the extent to which the occurrence of a risk or a combination of risks could cause actual results to differ materially from those provided in this document and the related presentation.

Therefore, although Societe Generale believes that these statements are based on reasonable assumptions, these forward-looking statements are subject to numerous risks and uncertainties, including matters not yet known to it or its management or not currently considered material, and there can be no assurance that anticipated events will occur or that the objectives set out will actually be achieved. Important factors that could cause actual results to differ materially from the results anticipated in the forward-looking statements include, among others, overall trends in general economic activity and in Societe Generale's markets in particular, regulatory and prudential changes, and the success of Societe Generale's strategic, operating and financial initiatives.

More detailed information on the potential risks that could affect Societe Generale's financial results can be found in the section "Risk Factors" in our Universal Registration Document filed with the French Autorité des Marchés Financiers (which is available on <https://investors.societegenerale.com/en>).

Investors are advised to take into account factors of uncertainty and risk likely to impact the operations of the Group when considering the information contained in such forward-looking statements. Other than as required by applicable law, Societe Generale does not undertake any obligation to update or revise any forward-looking information or statements. Unless otherwise specified, the sources for the business rankings and market positions are internal.

9. APPENDIX 1: FINANCIAL DATA

GROUP NET INCOME BY CORE BUSINESS

In EURm	Q1 25	Q1 24	Variation
French Retail, Private Banking and Insurance	421	31	x 13.4
Global Banking and Investor Solutions	856	697	+22.8%
Mobility, International Retail Banking & Financial Services	319	278	+14.5%
Core Businesses	1,596	1,007	+58.5%
Corporate Centre	12	(327)	n/s
Group	1,608	680	x 2.4

MAIN EXCEPTIONAL ITEMS

In EURm	Q1 25	Q1 24
Operating expenses - Total one-off items and transformation charges	(74)	(352)
Transformation charges	(74)	(352)
<i>Of which French Retail, Private Banking and Insurance</i>	(23)	(81)
<i>Of which Global Banking & Investor Solutions</i>	(12)	(154)
<i>Of which Mobility, International Retail Banking & Financial Services</i>	(39)	(69)
<i>Of which Corporate Centre</i>	0	(47)
Other one-off items - Total	202	(80)
Net profits or losses from other assets	202	(80)

CONSOLIDATED BALANCE SHEET

In EUR m	31/03/2025	31/12/2024
Cash, due from central banks	169,891	201,680
Financial assets at fair value through profit or loss	548,999	526,048
Hedging derivatives	8,171	9,233
Financial assets at fair value through other comprehensive income	99,248	96,024
Securities at amortised cost	41,224	32,655
Due from banks at amortised cost	91,527	84,051
Customer loans at amortised cost	447,815	454,622
Revaluation differences on portfolios hedged against interest rate risk	(480)	(292)
Insurance and reinsurance contracts assets	545	615
Tax assets	4,170	4,687
Other assets	73,618	70,903
Non-current assets held for sale	2,911	26,426
Investments accounted for using the equity method	414	398
Tangible and intangible fixed assets	61,250	61,409
Goodwill	5,085	5,086
Total	1,554,388	1,573,545

In EUR m	31/03/2025	31/12/2024
Due to central banks	10,661	11,364
Financial liabilities at fair value through profit or loss	405,056	396,614
Hedging derivatives	14,028	15,750
Debt securities issued	154,356	162,200
Due to banks	100,825	99,744
Customer deposits	521,141	531,675
Revaluation differences on portfolios hedged against interest rate risk	(6,168)	(5,277)
Tax liabilities	2,301	2,237
Other liabilities	96,417	90,786
Non-current liabilities held for sale	2,560	17,079
Insurance and reinsurance contracts liabilities	152,899	150,691
Provisions	4,098	4,085
Subordinated debts	16,148	17,009
Total liabilities	1,474,322	1,493,957
Shareholder's equity	-	-
Shareholders' equity, Group share	-	-
Issued common stocks and capital reserves	20,812	21,281
Other equity instruments	9,873	9,873
Retained earnings	37,863	33,863
Net income	1,608	4,200
Sub-total	70,156	69,217
Unrealised or deferred capital gains and losses	400	1,039
Sub-total equity, Group share	70,556	70,256
Non-controlling interests	9,510	9,332
Total equity	80,066	79,588
Total	1,554,388	1,573,545

10. APPENDIX 2: METHODOLOGY

1 –The financial information presented for the first quarter 2025 was examined by the Board of Directors on April 29th, 2025 and has been prepared in accordance with IFRS as adopted in the European Union and applicable at that date. The information has not been audited.

2 - Net banking income

The pillars' net banking income is defined on page 38 of Societe Generale's 2025 Universal Registration Document. The terms "Revenues" or "Net Banking Income" are used interchangeably. They provide a normalised measure of each pillar's net banking income taking into account the normative capital mobilised for its activity.

3 - Operating expenses

Operating expenses correspond to the "Operating Expenses" as presented in note 5 to the Group's consolidated financial statements as at December 31st, 2024. The term "costs" is also used to refer to Operating Expenses. The Cost/Income Ratio is defined on page 38 of Societe Generale's 2025 Universal Registration Document.

4 - Cost of risk in basis points, coverage ratio for doubtful outstandings

The cost of risk is defined on pages 39 and 748 of Societe Generale's 2025 Universal Registration Document. This indicator makes it possible to assess the level of risk of each of the pillars as a percentage of balance sheet loan commitments, including operating leases.

In EURm		Q1 25	Q1 24
French Retail, Private Banking and Insurance	Net Cost Of Risk	171	247
	Gross loan Outstandings	233,536	238,394
	Cost of Risk in bps	29	41
Global Banking and Investor Solutions	Net Cost Of Risk	55	(20)
	Gross loan Outstandings	172,782	162,457
	Cost of Risk in bps	13	(5)
Mobility, International Retail Banking & Financial Services	Net Cost Of Risk	124	182
	Gross loan Outstandings	159,126	167,892
	Cost of Risk in bps	31	43
Corporate Centre	Net Cost Of Risk	(6)	(9)
	Gross loan Outstandings	25,592	23,365
	Cost of Risk in bps	(9)	(15)
Societe Generale Group	Net Cost Of Risk	344	400
	Gross loan Outstandings	591,036	592,108
	Cost of Risk in bps	23	27

The **gross coverage ratio for doubtful outstandings** is calculated as the ratio of provisions recognised in respect of the credit risk to gross outstandings identified as in default within the meaning of the regulations, without taking account of any guarantees provided. This coverage ratio measures the maximum residual risk associated with outstandings in default ("doubtful").

5 - ROE, ROTE, RONE

The notions of ROE (Return on Equity) and ROTE (Return on Tangible Equity), as well as their calculation methodology, are specified on pages 39 and 40 of Societe Generale's 2025 Universal Registration Document. This measure makes it possible to assess Societe Generale's return on equity and return on tangible equity.

RONE (Return on Normative Equity) determines the return on average normative equity allocated to the Group's businesses, according to the principles presented on page 40 of Societe Generale's 2025 Universal Registration Document. Starting from Q1 25 results, normative return to businesses is based on a 13% capital allocation. The Q1 25 allocated capital includes the regulatory impacts related to Basel IV, applicable since 1 January 2025.

Group net income used for the ratio numerator is the accounting Group net income adjusted for "Interest paid and payable to holders of deeply subordinated notes and undated subordinated notes, issue premium amortisation". For ROTE, income is also restated for goodwill impairment.

Details of the corrections made to the accounting equity in order to calculate ROE and ROTE for the period are given in the table below:

ROTE calculation: calculation methodology

End of period (in EURm)	Q1 25	Q1 24
Shareholders' equity Group share	70,556	67,342
Deeply subordinated and undated subordinated notes	(10,153)	(10,166)
Interest payable to holders of deeply & undated subordinated notes, issue premium amortisation ⁽¹⁾	(60)	(71)
OCI excluding conversion reserves	582	696
Distribution provision ⁽²⁾	(710)	(256)
Distribution N-1 to be paid	(1,718)	(999)
ROE equity end-of-period	58,496	56,545
Average ROE equity	58,609	56,522
Average Goodwill ⁽³⁾	(4,191)	(4,006)
Average Intangible Assets	(2,835)	(2,956)
Average ROTE equity	51,583	49,560
Group net Income	1,608	680
Interest paid and payable to holders of deeply subordinated notes and undated subordinated notes, issue premium amortisation	(188)	(166)
Adjusted Group net Income	1,420	514
ROTE	11.0%	4.1%

RONE calculation: Average capital allocated to Core Businesses (in EURm)

In EURm	Q1 25	Q1 24	Change
French Retail, Private Banking and Insurance	17,687	16,518	+7.1%
Global Banking and Investor Solutions	18,324	16,011	+14.4%
Mobility, International Retail Banking & Financial Services	11,376	11,252	+1.1%
Core Businesses	47,386	43,781	+8.2%
Corporate Centre	11,223	12,741	-11.9%
Group	58,609	56,522	+3.7%

¹ Interest net of tax

² The distribution provision is calculated based on a pay-out ratio of 50%, restated from non-cash items and after deduction of interest on deeply subordinated notes and on undated subordinated notes

³ Excluding goodwill arising from non-controlling interests

6 - Net assets and tangible net assets

Net assets and tangible net assets are defined in the methodology, page 41 of the Group's 2025 Universal Registration Document. The items used to calculate them are presented below:

End of period (in EURm)	Q1 25	2024	2023
Shareholders' equity Group share	70,556	70,256	65,975
Deeply subordinated and undated subordinated notes	(10,153)	(10,526)	(9,095)
Interest of deeply & undated subordinated notes, issue premium amortisation ⁽¹⁾	(60)	(25)	(21)
Book value of own shares in trading portfolio	(44)	8	36
Net Asset Value	60,299	59,713	56,895
Goodwill ⁽²⁾	(4,175)	(4,207)	(4,008)
Intangible Assets	(2,798)	(2,871)	(2,954)
Net Tangible Asset Value	53,326	52,635	49,933
Number of shares used to calculate NAPS ⁽³⁾	783,671	796,498	796,244
Net Asset Value per Share	76.9	75.0	71.5
Net Tangible Asset Value per Share	68.0	66.1	62.7

7 - Calculation of Earnings Per Share (EPS)

The EPS published by Societe Generale is calculated according to the rules defined by the IAS 33 standard (see pages 40-41 of Societe Generale's 2025 Universal Registration Document). The corrections made to Group net income in order to calculate EPS correspond to the restatements carried out for the calculation of ROE and ROTE.

The calculation of Earnings Per Share is described in the following table:

Average number of shares (thousands)	Q1 25	2024	2023
Existing shares	800,317	801,915	818,008
Deductions			
Shares allocated to cover stock option plans and free shares awarded to staff	2,586	4,402	6,802
Other own shares and treasury shares	7,646	2,344	11,891
Number of shares used to calculate EPS⁽⁴⁾	790,085	795,169	799,315
Group net Income (in EUR m)	1,608	4,200	2,493
Interest on deeply subordinated notes and undated subordinated notes (in EUR m)	(188)	(720)	(759)
Adjusted Group net income (in EUR m)	1,420	3,481	1,735
EPS (in EUR)	1.80	4.38	2.17

8 - Solvency and leverage ratios

Shareholder's equity, risk-weighted assets and leverage exposure are calculated in accordance with applicable CRR3/CRD6 rules, including the procedures provided by the regulation for the calculation of phased-in and fully loaded ratios. The solvency ratios and leverage ratio are presented on a pro-forma basis for the current year's accrued results, net of dividends, unless otherwise stated.

¹ Interest net of tax

² Excluding goodwill arising from non-controlling interests

³ The number of shares considered is the number of ordinary shares outstanding at end of period, excluding treasury shares and buybacks, but including the trading shares held by the Group (expressed in thousands of shares)

⁴ The number of shares considered is the average number of ordinary shares outstanding during the period, excluding treasury shares and buybacks, but including the trading shares held by the Group (expressed in thousands of shares)

9 – Funded balance sheet, loan to deposit ratio

The funded balance sheet is based on the Group financial statements. It is obtained in two steps:

- A first step aiming at reclassifying the items of the financial statements into aggregates allowing for a more economic reading of the balance sheet. Main reclassifications:
 - Insurance: grouping of the accounting items related to insurance within a single aggregate in both assets and liabilities.
 - Customer loans: include outstanding loans with customers (net of provisions and write-downs, including net lease financing outstanding and transactions at fair value through profit and loss); excludes financial assets reclassified under loans and receivables in accordance with the conditions stipulated by IFRS 9 (these positions have been reclassified in their original lines).
 - Wholesale funding: includes interbank liabilities and debt securities issued. Financing transactions have been allocated to medium/long-term resources and short-term resources based on the maturity of outstanding, more or less than one year.
 - Reclassification under customer deposits of the share of issues placed by French Retail Banking networks (recorded in medium/long-term financing), and certain transactions carried out with counterparties equivalent to customer deposits (previously included in short term financing).
 - Deduction from customer deposits and reintegration into short-term financing of certain transactions equivalent to market resources.
- A second step aiming at excluding the contribution of insurance subsidiaries, and netting derivatives, repurchase agreements, securities borrowing/lending, accruals and “due to central banks”.

The Group **loan/deposit ratio** is determined as the division of the customer loans by customer deposits as presented in the funded balance sheet.

NB (1) The sum of values contained in the tables and analyses may differ slightly from the total reported due to rounding rules.

(2) All the information on the results for the period (notably: press release, downloadable data, presentation slides and supplement) is available on Societe Generale’s website www.societegenerale.com in the “Investor” section.

Societe Generale

Societe Generale is a top tier European Bank with around 119,000 employees serving more than 26 million clients in 62 countries across the world. We have been supporting the development of our economies for 160 years, providing our corporate, institutional, and individual clients with a wide array of value-added advisory and financial solutions. Our long-lasting and trusted relationships with the clients, our cutting-edge expertise, our unique innovation, our ESG capabilities and leading franchises are part of our DNA and serve our most essential objective - to deliver sustainable value creation for all our stakeholders.

The Group runs three complementary sets of businesses, embedding ESG offerings for all its clients:

- **French Retail, Private Banking and Insurance**, with leading retail bank SG and insurance franchise, premium private banking services, and the leading digital bank BoursoBank.
- **Global Banking and Investor Solutions**, a top tier wholesale bank offering tailored-made solutions with distinctive global leadership in equity derivatives, structured finance and ESG.
- **Mobility, International Retail Banking and Financial Services**, comprising well-established universal banks (in Czech Republic, Romania and several African countries), Ayvens (the new ALD I LeasePlan brand), a global player in sustainable mobility, as well as specialized financing activities.

Committed to building together with its clients a better and sustainable future, Societe Generale aims to be a leading partner in the environmental transition and sustainability overall. The Group is included in the principal socially responsible investment indices: DJSI (Europe), FTSE4Good (Global and Europe), Bloomberg Gender-Equality Index, Refinitiv Diversity and Inclusion Index, Euronext Vigeo (Europe and Eurozone), STOXX Global ESG Leaders indexes, and the MSCI Low Carbon Leaders Index (World and Europe).

In case of doubt regarding the authenticity of this press release, please go to the end of the Group News page on societegenerale.com website where official Press Releases sent by Societe Generale can be certified using blockchain technology. A link will allow you to check the document's legitimacy directly on the web page.

For more information, you can follow us on Twitter/X [@societegenerale](https://twitter.com/societegenerale) or visit our website societegenerale.com.

REGISTERED OFFICE OF THE ISSUER

SG Issuer
10 Porte de France,
L-4360 Esch-sur-Alzette,
Luxembourg

REGISTERED OFFICE OF THE GUARANTOR

Société Générale
29, boulevard Haussmann
75009 Paris
France

ISSUER'S AUDITORS

**PricewaterhouseCoopers,
Société coopérative**
Rue Gerhard Mercator
L-2182 Luxembourg

GUARANTOR'S AUDITORS

KPMG S.A
Tour Eqho - 2 avenue
Gambetta
92400 Courbevoie
France

**PricewaterhouseCoopers
Audit**
63 rue de Villiers
92200 Neuilly-sur-Seine
France

WARRANT AGENT

THE CENTRAL DEPOSITORY (PTE) LIMITED

4 Shenton Way
#02-01 SGX Centre 2
Singapore 068807

LEGAL ADVISERS TO THE ISSUER

(as to Singapore law)

ALLEN & GLEDHILL LLP
One Marina Boulevard #28-00
Singapore 018989