

## Supplemental Listing Document

If you are in any doubt as to any aspect of this document, you should consult your stockbroker or other registered dealer in securities, bank manager, solicitor, accountant or other professional adviser.

Application has been made to the Singapore Exchange Securities Trading Limited (the “**SGX-ST**”) for permission to deal in and for quotation of the Certificates (as defined below). The SGX-ST takes no responsibility for the contents of this document, makes no representation as to its accuracy or completeness and expressly disclaims any liability whatsoever for any loss howsoever arising from or in reliance upon the whole or any part of the contents of this document. Admission to the Official List of the SGX-ST is not to be taken as an indication of the merits of SG Issuer, Société Générale, the Certificates, or the Company (as defined below).

**8,400,000 European Style Cash Settled Short Certificates relating to  
the ordinary shares of Sunny Optical Technology (Group) Company Limited  
with a Daily Leverage of -5x  
issued by  
SG Issuer  
(Incorporated in Luxembourg with limited liability)  
unconditionally and irrevocably guaranteed by  
Société Générale**

---

**Issue Price: S\$1.20 per Certificate**

---

This document is published for the purpose of obtaining a listing of all the above certificates (the “**Certificates**”) to be issued by SG Issuer (the “**Issuer**”) unconditionally and irrevocably guaranteed by Société Générale (the “**Guarantor**”), and is supplemental to and should be read in conjunction with a base listing document dated 17 June 2022 including such further base listing documents as may be issued from time to time (the “**Base Listing Document**”) for the purpose of giving information with regard to the Issuer, the Guarantor and the Certificates. Information relating to the Company (as defined below) is contained in this document.

This document does not constitute or form part of any offer, or invitation, to subscribe for or to sell, or solicitation of any offer to subscribe for or to purchase, Certificates or other securities of the Issuer, nor is it calculated to invite, nor does it permit the making of, offers by the public to subscribe for or purchase for cash or other consideration the Certificates or other securities of the Issuer.

Restrictions have been imposed on offers and sales of the Certificates and on distributions of documents relating thereto in Singapore, Hong Kong, the European Economic Area, the United Kingdom and the United States (see “Placing and Sale” contained herein).

The Certificates are complex products. You should exercise caution in relation to them. Investors are warned that the price of the Certificates may fall in value as rapidly as it may rise and holders may sustain a total loss of their investment. The price of the Certificates also depends on the supply and demand for the Certificates in the market and the price at which the Certificates is trading

at any time may differ from the underlying valuation of the Certificates because of market inefficiencies. It is not possible to predict the secondary market for the Certificates. Although the Issuer, the Guarantor and/or any of their affiliates may from time to time purchase the Certificates or sell additional Certificates on the market, the Issuer, the Guarantor and/or any of their affiliates are not obliged to do so. Investors should also note that there are leveraged risks because the Certificates integrate an inverse leverage mechanism and the Certificates will amplify the movements in the increase, and in the decrease, of the value of the Underlying Stock (as defined below) and if the investment results in a loss, any such loss will be increased by the leverage factor of the Certificates. As such, investors could lose more than they would if they had invested directly in the Underlying Stock.

The Certificates are classified as capital markets products other than prescribed capital markets products<sup>1</sup> and Specified Investment Products (SIPs)<sup>2</sup>, and may only be sold to retail investors with enhanced safeguards, including an assessment of such investors' investment knowledge or experience.

The Certificates constitute general unsecured obligations of the Issuer (in the case of any substitution of the Issuer in accordance with the Conditions of the Certificates, the Substituted Obligor as defined in the Conditions of the Certificates) and of no other person, and the guarantee dated 17 June 2022 (the "**Guarantee**") and entered into by the Guarantor constitutes direct unconditional unsecured senior preferred obligations of the Guarantor and of no other person, and if you purchase the Certificates, you are relying upon the creditworthiness of the Issuer and the Guarantor and have no rights under the Certificates against any other person.

Application has been made to the SGX-ST for permission to deal in and for quotation of the Certificates and the SGX-ST has agreed in principle to grant permission to deal in and for quotation of the Certificates. It is expected that dealings in the Certificates will commence on or about 7 February 2023.

As of the date hereof, the Guarantor's long term credit rating by S&P Global Ratings is A, and by Moody's Investors Service, Inc. is A1.

The Issuer is regulated by the Luxembourg Commission de Surveillance du Secteur Financier on a consolidated basis and the Guarantor is regulated by, *inter alia*, the Autorité des Marchés Financiers, the Autorité de Contrôle Prudentiel et de Résolution and the European Central Bank.

6 February 2023

---

<sup>1</sup> As defined in the Securities and Futures (Capital Markets Products) Regulations 2018.

<sup>2</sup> As defined in the MAS Notice SFA 04-N12: Notice on the Sale of Investment Products and MAS Notice FAA-N16: Notice on Recommendations on Investment Products.

Subject as set out below, the Issuer and the Guarantor accept full responsibility for the accuracy of the information contained in this document and the Base Listing Document in relation to themselves and the Certificates. To the best of the knowledge and belief of the Issuer and the Guarantor (each of which has taken all reasonable care to ensure that such is the case), the information contained in this document and the Base Listing Document for which they accept responsibility (subject as set out below in respect of the information contained herein with regard to the Company) is in accordance with the facts and does not omit anything likely to affect the import of such information. The information with regard to the Company as set out herein is extracted from publicly available information. The Issuer and the Guarantor accept responsibility only for the accurate reproduction of such information. No further or other responsibility or liability in respect of such information is accepted by the Issuer and the Guarantor.

No person has been authorised to give any information or to make any representation other than those contained in this document in connection with the offering of the Certificates, and, if given or made, such information or representations must not be relied upon as having been authorised by the Issuer or the Guarantor. Neither the delivery of this document nor any sale made hereunder shall under any circumstances create any implication that there has been no change in the affairs of the Issuer, the Guarantor or their respective subsidiaries and associates since the date hereof.

This document does not constitute an offer or invitation by or on behalf of the Issuer or the Guarantor to purchase or subscribe for any of the Certificates. The distribution of this document and the offering of the Certificates may, in certain jurisdictions, be restricted by law. The Issuer and the Guarantor require persons into whose possession this document comes to inform themselves of and observe all such restrictions. In particular, the Certificates and the Guarantee have not been and will not be registered under the United States Securities Act of 1933, as amended or any state securities law, and trading in the Certificates has not been approved by the United States Commodity Futures Trading Commission (the “**CFTC**”) under the United States Commodity Exchange Act of 1936, as amended and the Issuer will not be registered as an investment company under the United States Investment Company Act of 1940, as amended, and the rules and regulations thereunder. None of the Securities and Exchange Commission, any state securities commission or regulatory authority or any other United States, French or other regulatory authority has approved or disapproved of the Certificates or the Guarantee or passed upon the accuracy or adequacy of this document. Accordingly, Certificates, or interests therein, may not at any time be offered, sold, resold, traded, pledged, exercised, redeemed, transferred or delivered, directly or indirectly, in the United States or to, or for the account or benefit of, U.S. persons, nor may any U.S. person at any time trade, own, hold or maintain a position in the Certificates or any interests therein. In addition, in the absence of relief from the CFTC, offers, sales, re-sales, trades, pledges, exercises, redemptions, transfers or deliveries of Certificates, or interests therein, directly or indirectly, in the United States or to, or for the account or benefit of, U.S. persons, may constitute a violation of United States law governing commodities trading and commodity pools. Consequently, any offer, sale, resale, trade, pledge, exercise, redemption, transfer or delivery made, directly or indirectly, within the United States or to, or for the account or benefit of, a U.S. person will not be recognised. A further description of certain restrictions on offering and sale of the Certificates and distribution of this document is given in the section headed “Placing and Sale” contained herein.

The SGX-ST has made no assessment of, nor taken any responsibility for, the financial soundness of the Issuer or the Guarantor or the merits of investing in the Certificates, nor have they verified the accuracy or the truthfulness of statements made or opinions expressed in this document.

The Issuer, the Guarantor and/or any of their affiliates may repurchase Certificates at any time on or after the date of issue and any Certificates so repurchased may be offered from time to time in one or more transactions in the over-the-counter market or otherwise at prevailing market prices or in

negotiated transactions, at the discretion of the Issuer, the Guarantor and/or any of their affiliates. Investors should not therefore make any assumption as to the number of Certificates in issue at any time.

References in this document to the “**Conditions**” shall mean references to the Terms and Conditions of the European Style Cash Settled Long/Short Certificates on Single Equities contained in the Base Listing Document. Terms not defined herein shall have the meanings ascribed thereto in the Conditions.

## Table of Contents

	<i>Page</i>
<b>Risk Factors</b>	<b>6</b>
<b>Terms and Conditions of the Certificates</b>	<b>15</b>
<b>Terms and Conditions of the European Style Cash Settled Long/Short Certificates on Single Equities</b>	<b>25</b>
<b>Summary of the Issue</b>	<b>39</b>
<b>Information relating to the European Style Cash Settled Short Certificates on Single Equities</b>	<b>41</b>
<b>Information relating to the Company</b>	<b>57</b>
<b>Information relating to the Designated Market Maker</b>	<b>58</b>
<b>Supplemental Information relating to the Issuer</b>	<b>60</b>
<b>Supplemental Information relating to the Guarantor</b>	<b>61</b>
<b>Supplemental General Information</b>	<b>62</b>
<b>Placing and Sale</b>	<b>64</b>
<b>Appendix I</b>	
<b>Appendix II</b>	
<b>Appendix III</b>	

## RISK FACTORS

The following are risk factors relating to the Certificates:

- (a) investment in Certificates involves substantial risks including market risk, liquidity risk, and the risk that the Issuer and/or the Guarantor will be unable to satisfy its/their obligations under the Certificates. Investors should ensure that they understand the nature of all these risks before making a decision to invest in the Certificates. You should consider carefully whether Certificates are suitable for you in light of your experience, objectives, financial position and other relevant circumstances. Certificates are not suitable for inexperienced investors;
- (b) the Certificates constitute general unsecured obligations of the Issuer (in the case of any substitution of the Issuer in accordance with the Conditions of the Certificates, the Substituted Obligor as defined in the Conditions of the Certificates) and of no other person, and the Guarantee constitutes direct unconditional unsecured senior preferred obligations of the Guarantor and of no other person. In particular, it should be noted that the Issuer issues a large number of financial instruments, including Certificates, on a global basis and, at any given time, the financial instruments outstanding may be substantial. If you purchase the Certificates, you are relying upon the creditworthiness of the Issuer and the Guarantor and have no rights under the Certificates against any other person;
- (c) since the Certificates relate to the price of the Underlying Stock, certain events relating to the Underlying Stock may cause adverse movements in the value and the price of the Underlying Stock, as a result of which, the Certificate Holders (as defined in the Conditions of the Certificates) may, in extreme circumstances, sustain a significant loss of their investment if the price of the Underlying Stock has risen sharply;
- (d) due to their nature, the Certificates can be volatile instruments and may be subject to considerable fluctuations in value. The price of the Certificates may fall in value as rapidly as it may rise due to, including but not limited to, variations in the frequency and magnitude of the changes in the price of the Underlying Stock, the time remaining to expiry, the currency exchange rates and the creditworthiness of the Issuer and the Guarantor;
- (e) if, whilst any of the Certificates remain unexercised, trading in the Underlying Stock is suspended or halted on the relevant stock exchange, trading in the Certificates may be suspended for a similar period;
- (f) as indicated in the Conditions of the Certificates and herein, a Certificate Holder must tender a specified number of Certificates at any one time in order to exercise. Thus, Certificate Holders with fewer than the specified minimum number of Certificates in a particular series will either have to sell their Certificates or purchase additional Certificates, incurring transactions costs in each case, in order to realise their investment;
- (g) investors should note that in the event of there being a Market Disruption Event (as defined in the Conditions) determination or payment of the Cash Settlement Amount (as defined in the Conditions) may be delayed, all as more fully described in the Conditions;
- (h) certain events relating to the Underlying Stock require or, as the case may be, permit the Issuer to make certain adjustments or amendments to the Conditions. Investors may refer to the Conditions 4 and 6 on pages 30 to 34 and the examples and illustrations of adjustments set out in the “Information relating to the European Style Cash Settled Short Certificates on Single Equities” section of this document for more information;

- (i) the Certificates are only exercisable on the Expiry Date and may not be exercised by Certificate Holders prior to such Expiry Date. Accordingly, if on the Expiry Date the Cash Settlement Amount is zero, a Certificate Holder will lose the value of his investment;
- (j) the total return on an investment in any Certificate may be affected by the Hedging Fee Factor (as defined below), Management Fee (as defined below) and Gap Premium (as defined below);
- (k) investors holding their position overnight should note that they would be required to bear the annualised cost which consists of the Management Fee and Gap Premium, which are calculated daily and applied to the value of the Certificates, as well as certain costs embedded within the Leverage Inverse Strategy (as described below) including the Stock Borrowing Cost (as defined below) and Rebalancing Cost (as defined below);
- (l) investors should note that there may be an exchange rate risk relating to the Certificates where the Cash Settlement Amount is converted from a foreign currency into Singapore dollars.

Exchange rates between currencies are determined by forces of supply and demand in the foreign exchange markets. These forces are, in turn, affected by factors such as international balances of payments and other economic and financial conditions, government intervention in currency markets and currency trading speculation. Fluctuations in foreign exchange rates, foreign political and economic developments, and the imposition of exchange controls or other foreign governmental laws or restrictions applicable to such investments may affect the foreign currency market price and the exchange rate-adjusted equivalent price of the Certificates. Fluctuations in the exchange rate of any one currency may be offset by fluctuations in the exchange rate of other relevant currencies;

- (m) investors should note that there are leveraged risks because the Certificates integrate an inverse leverage mechanism and the Certificates will amplify the movements in the increase, and in the decrease, of the value of the Underlying Stock and if the investment results in a loss, any such loss will be increased by the leverage factor of the Certificates. As such, investors could lose more than they would if they had invested directly in the Underlying Stock;
- (n) when held for longer than a day, the performance of the Certificates could be more or less than the leverage factor that is embedded within the Certificates. The performance of the Certificates each day is locked in, and any subsequent returns are based on what was achieved the previous day. This process, referred to as compounding, may lead to a performance difference from 5 times the inverse performance of the Underlying Stock over a period longer than one day. This difference may be amplified in a volatile market with a sideways trend, where market movements are not clear in direction, whereby investors may sustain substantial losses;
- (o) the Air Bag Mechanism (as defined below) is triggered only when the Underlying Stock is calculated or traded, which may not be during the trading hours of the Relevant Stock Exchange for the Certificates (as defined below);
- (p) investors should note that the Air Bag Mechanism reduces the impact on the Leverage Inverse Strategy if the Underlying Stock rises further, but will also maintain a reduced exposure to the Underlying Stock in the event the Underlying Stock starts to fall after the Air Bag Mechanism is triggered, thereby reducing its ability to recoup losses;
- (q) there is no assurance that the Air Bag Mechanism will prevent investors from losing the entire value of their investment, in the event of (i) an overnight increase in the Underlying Stock, where there is a 20% or greater gap between the previous day closing price and the opening price of the Underlying Stock the following day, as the Air Bag Mechanism will only be triggered when market opens (including the pre-opening session) the following day or (ii) a sharp intraday

increase in the price of the Underlying Stock of 20% or greater within the 15 minutes Observation Period compared to the reference price, being: (1) if air bag has not been previously triggered on the same day, the previous closing price of the Underlying Stock, or (2) if one or more air bag have been previously triggered on the same day, the latest New Observed Price. Investors may refer to pages 50 to 51 of this document for more information;

- (r) In the case of extreme market conditions or where the Air Bag Mechanisms are triggered simultaneously, trading in the Certificates may be suspended for an extended period, which may be up to an additional 15 minutes, to facilitate the intra-day adjustment under the Air Bag Mechanism;
- (s) certain events may, pursuant to the terms and conditions of the Certificates, trigger (i) the implementation of methods of adjustment or (ii) the early termination of the Certificates. The Issuer will give the investors reasonable notice of any early termination. If the Issuer terminates the Certificates early, then the Issuer will, if and to the extent permitted by applicable law, pay an amount to each Certificate Holder in respect of each Certificate held by such holder equal to the fair market value of the Certificate less the cost to the Issuer of unwinding any underlying related hedging arrangements, all as determined by the Issuer in its sole and absolute discretion. The performance of this commitment shall depend on (i) general market conditions and (ii) the liquidity conditions of the underlying instrument(s) and, as the case may be, of any other hedging transactions. Investors should note that the amount repaid by the Issuer may be less than the amount initially invested. Investors may refer to the Condition 13 on pages 36 to 37 of this document for more information;
- (t) there is no assurance that an active trading market for the Certificates will sustain throughout the life of the Certificates, or if it does sustain, it may be due to market making on the part of the Designated Market Maker. The Issuer acting through its Designated Market Maker may be the only market participant buying and selling the Certificates. Therefore, the secondary market for the Certificates may be limited and you may not be able to realise the value of the Certificates. Do note that the bid-ask spread increases with illiquidity;
- (u) in the ordinary course of their business, including without limitation, in connection with the Issuer or its appointed designated market maker's market making activities, the Issuer, the Guarantor and any of their respective subsidiaries and affiliates may effect transactions for their own account or for the account of their customers and hold long or short positions in the Underlying Stock. In addition, in connection with the offering of any Certificates, the Issuer, the Guarantor and any of their respective subsidiaries and affiliates may enter into one or more hedging transactions with respect to the Underlying Stock. In connection with such hedging or market-making activities or with respect to proprietary or other trading activities by the Issuer, the Guarantor and any of their respective subsidiaries and affiliates, the Issuer, the Guarantor and any of their respective subsidiaries and affiliates may enter into transactions in the Underlying Stock which may affect the market price, liquidity or value of the Certificates and which may affect the interests of Certificate Holders;
- (v) various potential and actual conflicts of interest may arise from the overall activities of the Issuer, the Guarantor and/or any of their subsidiaries and affiliates.

The Issuer, the Guarantor and any of their subsidiaries and affiliates are diversified financial institutions with relationships in countries around the world. These entities engage in a wide range of commercial and investment banking, brokerage, funds management, hedging transactions and investment and other activities for their own account or the account of others. In addition, the Issuer, the Guarantor and any of their subsidiaries and affiliates, in connection with their other business activities, may possess or acquire material information about the



Underlying Stock. Such activities and information may involve or otherwise affect issuers of the Underlying Stock in a manner that may cause consequences adverse to the Certificate Holders or otherwise create conflicts of interests in connection with the issue of Certificates by the Issuer. Such actions and conflicts may include, without limitation, the exercise of voting power, the purchase and sale of securities, financial advisory relationships and exercise of creditor rights. The Issuer, the Guarantor and any of their subsidiaries and affiliates have no obligation to disclose such information about the Underlying Stock or such activities. The Issuer, the Guarantor and any of their subsidiaries and affiliates and their officers and directors may engage in any such activities without regard to the issue of Certificates by the Issuer or the effect that such activities may directly or indirectly have on any Certificate;

(w) legal considerations which may restrict the possibility of certain investments:

Some investors' investment activities are subject to specific laws and regulations or laws and regulations currently being considered by various authorities. All potential investors must consult their own legal advisers to check whether and to what extent (i) they can legally purchase the Certificates (ii) the Certificates can be used as collateral security for various forms of borrowing (iii) if other restrictions apply to the purchase of Certificates or their use as collateral security. Financial institutions must consult their legal advisers or regulators to determine the appropriate treatment of the Certificates under any applicable risk-based capital or similar rules;

(x) the credit rating of the Guarantor is an assessment of its ability to pay obligations, including those on the Certificates. Consequently, actual or anticipated declines in the credit rating of the Guarantor may affect the market value of the Certificates;

(y) the Certificates are linked to the Underlying Stock and subject to the risk that the price of the Underlying Stock may rise. The following is a list of some of the significant risks associated with the Underlying Stock:

- Historical performance of the Underlying Stock does not give an indication of future performance of the Underlying Stock. It is impossible to predict whether the price of the Underlying Stock will fall or rise over the term of the Certificates; and
- The price of the Underlying Stock may be affected by the economic, financial and political events in one or more jurisdictions, including the stock exchange(s) or quotation system(s) on which the Underlying Stock may be traded;

(z) the value of the Certificates depends on the Leverage Inverse Strategy performance built in the Certificate. The Calculation Agent will make the Leverage Inverse Strategy last closing level and a calculation tool available to the investors on a website;

(aa) two or more risk factors may simultaneously have an effect on the value of a Certificate such that the effect of any individual risk factor may not be predicted. No assurance can be given as to the effect any combination of risk factors may have on the value of a Certificate;

(bb) as the Certificates are represented by a global warrant certificate which will be deposited with The Central Depository (Pte) Limited (“CDP”):

- (i) investors should note that no definitive certificate will be issued in relation to the Certificates;
- (ii) there will be no register of Certificate Holders and each person who is for the time being shown in the records maintained by CDP as entitled to a particular number of Certificates by way of interest (to the extent of such number) in the global warrant

certificate in respect of those Certificates represented thereby shall be treated as the holder of such number of Certificates;

- (iii) investors will need to rely on any statements received from their brokers/custodians as evidence of their interest in the Certificates; and
- (iv) notices to such Certificate Holders will be published on the web-site of the SGX-ST. Investors will need to check the web-site of the SGX-ST regularly and/or rely on their brokers/custodians to obtain such notices;

- (cc) the reform of HIBOR may adversely affect the value of the Certificates

The Hong Kong Inter-bank Offered Rate (“**HIBOR**”) benchmark is referenced in the Leverage Inverse Strategy.

It is not possible to predict with certainty whether, and to what extent, HIBOR will continue to be supported going forwards. This may cause HIBOR to perform differently than they have done in the past, and may have other consequences which cannot be predicted. Such factors may have (without limitation) the following effects: (i) discouraging market participants from continuing to administer or contribute to a benchmark; (ii) triggering changes in the rules or methodologies used in the benchmark and/or (iii) leading to the disappearance of the benchmark. Any of the above changes or any other consequential changes as a result of international or national reforms or other initiatives or investigations, could have a material adverse effect on the value of and return on the Certificates.

In addition, the occurrence of a modification or cessation of HIBOR may cause adjustment of the Certificates which may include selecting one or more successor benchmarks and making related adjustments to the Certificates, including if applicable to reflect increased costs.

The Calculation Agent may make adjustments as it may determine appropriate if any of the following circumstances occurs or may occur: (1) HIBOR is materially changed or cancelled or (2)(i) the relevant authorisation, registration, recognition, endorsement, equivalence decision or approval in respect of the benchmark or the administrator or sponsor of the benchmark is not obtained, (ii) an application for authorisation, registration, recognition, endorsement, equivalence decision, approval or inclusion in any official register is rejected or (iii) any authorisation, registration, recognition, endorsement, equivalence decision or approval is suspended or inclusion in any official register is withdrawn.

Investors should consult their own independent advisers and make their own assessment about the potential risks imposed by any of the international or national reforms in making any investment decision with respect to any Certificate;

- (dd) the US Foreign Account Tax Compliance Act (“**FATCA**”) withholding risk:

FATCA generally imposes a 30 per cent. withholding tax on certain U.S.-source payments to certain non-US persons that do provide certification of their compliance with IRS rules to disclose the identity of their US owners and account holders (if any) or establish a basis for exemption for such disclosure. The Issuer or an investor’s broker or custodian may be subject to FATCA and, as a result, may be required to obtain certification from investors that they have complied with FATCA disclosure requirements or have established a basis for exemption from FATCA. If an investor does not provide the Issuer or the relevant broker or custodian with such certification, the Issuer and the Guarantor or other withholding agent could be required to withhold U.S. tax on U.S.-source income (if any) paid pursuant to the Certificates. In certain cases, the Issuer or the relevant broker or custodian could be required to close an account of an investor who does not comply with the FATCA certification procedures.

FATCA IS PARTICULARLY COMPLEX. EACH INVESTOR SHOULD CONSULT ITS OWN TAX ADVISER TO OBTAIN A MORE DETAILED EXPLANATION OF FATCA AND TO DETERMINE HOW THIS LEGISLATION MIGHT AFFECT EACH INVESTOR IN ITS PARTICULAR CIRCUMSTANCES;

(ee) U.S. withholding tax

The Issuer has determined that this Certificate is not linked to U.S. Underlying Equities within the meaning of applicable regulations under Section 871(m) of the United States Internal Revenue Code, as discussed in the accompanying Base Listing Document under “TAXATION—TAXATION IN THE UNITED STATES OF AMERICA—Section 871(m) of the U.S. Internal Revenue Code of 1986.” Accordingly, the Issuer expects that Section 871(m) will not apply to the Certificates. Such determination is not binding on the IRS, and the IRS may disagree with this determination. Section 871(m) is complex and its application may depend on a Certificate Holder's particular circumstances. Certificate Holders should consult with their own tax advisers regarding the potential application of Section 871(m) to the Certificates; and

(ff) risk factors relating to the BRRD

*French and Luxembourg law and European legislation regarding the resolution of financial institutions may require the write-down or conversion to equity of the Certificates or other resolution measures if the Issuer or the Guarantor is deemed to meet the conditions for resolution.*

Directive 2014/59/EU of the European Parliament and of the Council of the European Union dated 15 May 2014 establishing a framework for the recovery and resolution of credit institutions and investment firms (the “**BRRD**”) entered into force on 2 July 2014. The BRRD has been implemented into Luxembourg law by, among others, the Luxembourg act dated 18 December 2015 on the failure of credit institutions and certain investment firms, as amended (the “**BRR Act 2015**”). Under the BRR Act 2015, the competent authority is the Luxembourg financial sector supervisory authority (*Commission de surveillance du secteur financier*, the CSSF) and the resolution authority is the CSSF acting as resolution council (*conseil de résolution*).

Moreover, Regulation (EU) No. 806/2014 of the European Parliament and of the Council of 15 July 2014 establishing uniform rules and a uniform procedure for the resolution of credit institutions and certain investment firms in the framework of a Single Resolution Mechanism (“**SRM**”) and a Single Fund Framework (the “**SRM Regulation**”) has established a centralised power of resolution entrusted to a Single Resolution Board (the “**SRB**”) in cooperation with the national resolution authorities.

Since November 2014, the European Central Bank (“**ECB**”) has taken over the prudential supervision of significant credit institutions in the member states of the Eurozone under the Single Supervisory Mechanism (“**SSM**”). In addition, the SRM has been put in place to ensure that the resolution of credit institutions and certain investment firms across the Eurozone is harmonised. As mentioned above, the SRM is managed by the SRB. Under Article 5(1) of the SRM Regulation, the SRM has been granted those responsibilities and powers granted to the EU Member States' resolution authorities under the BRRD for those credit institutions and certain investment firms subject to direct supervision by the ECB. The ability of the SRB to exercise these powers came into force at the beginning of 2016.

Societe Generale has been, and continues to be, designated as a significant supervised entity for the purposes of Article 49(1) of Regulation (EU) No 468/2014 of the ECB of 16 April 2014 establishing the framework for cooperation within the SSM between the ECB and national

competent authorities and with national designated authorities (the “**SSM Regulation**”) and is consequently subject to the direct supervision of the ECB in the context of the SSM. This means that Societe Generale and SG Issuer (being covered by the consolidated prudential supervision of Societe Generale) are also subject to the SRM which came into force in 2015. The SRM Regulation mirrors the BRRD and, to a large part, refers to the BRRD so that the SRB is able to apply the same powers that would otherwise be available to the relevant national resolution authority.

The stated aim of the BRRD and the SRM Regulation is to provide for the establishment of an EU-wide framework for the recovery and resolution of credit institutions and certain investment firms. The regime provided for by the BRRD is, among other things, stated to be needed to provide the resolution authority designated by each EU Member State (the “**Resolution Authority**”) with a credible set of tools to intervene sufficiently early and quickly in an unsound or failing institution so as to ensure the continuity of the institution’s critical financial and economic functions while minimising the impact of an institution’s failure on the economy and financial system (including taxpayers’ exposure to losses).

In accordance with the provisions of the SRM Regulation, when applicable, the SRB, has replaced the national resolution authorities designated under the BRRD with respect to all aspects relating to the decision-making process and the national resolution authorities designated under the BRRD continue to carry out activities relating to the implementation of resolution schemes adopted by the SRB. The provisions relating to the cooperation between the SRB and the national resolution authorities for the preparation of the institutions’ resolution plans have applied since 1 January 2015 and the SRM has been fully operational since 1 January 2016.

The SRB is the Resolution Authority for the Issuer and the Guarantor.

The powers provided to the Resolution Authority in the BRRD and the SRM Regulation include write-down/conversion powers to ensure that capital instruments (including subordinated debt instruments) and eligible liabilities (including senior debt instruments if junior instruments prove insufficient to absorb all losses) absorb losses of the issuing institution that is subject to resolution in accordance with a set order of priority (the “**Bail-in Power**”). The conditions for resolution under the SRM Regulation are deemed to be met when: (i) the Resolution Authority determines that the institution is failing or is likely to fail, (ii) there is no reasonable prospect that any measure other than a resolution measure would prevent the failure within a reasonable timeframe, and (iii) a resolution measure is necessary for the achievement of the resolution objectives (in particular, ensuring the continuity of critical functions, avoiding a significant adverse effect on the financial system, protecting public funds by minimizing reliance on extraordinary public financial support, and protecting client funds and assets) and winding up of the institution under normal insolvency proceedings would not meet those resolution objectives to the same extent.

The Resolution Authority could also, independently of a resolution measure or in combination with a resolution measure, fully or partially write-down or convert capital instruments (including subordinated debt instruments) into equity when it determines that the institution or its group will no longer be viable unless such write-down or conversion power is exercised or when the institution requires extraordinary public financial support (except when extraordinary public financial support is provided in Article 10 of the SRM Regulation). The terms and conditions of the Certificates contain provisions giving effect to the Bail-in Power in the context of resolution and write-down or conversion of capital instruments at the point of non-viability.

The Bail-in Power could result in the full (i.e., to zero) or partial write-down or conversion of the Certificates into ordinary shares or other instruments of ownership, or the variation of the terms of the Certificates (for example, the maturity and/or interest payable may be altered and/or a temporary suspension of payments may be ordered). Extraordinary public financial support should only be used as a last resort after having assessed and applied, to the maximum extent practicable, the resolution measures. No support will be available until a minimum amount of contribution to loss absorption and recapitalization of 8% of total liabilities including own funds has been made by shareholders, holders of capital instruments and other eligible liabilities through write-down, conversion or otherwise.

In addition to the Bail-in Power, the BRRD provides the Resolution Authority with broader powers to implement other resolution measures with respect to institutions that meet the conditions for resolution, which may include (without limitation) the sale of the institution's business, the creation of a bridge institution, the separation of assets, the replacement or substitution of the institution as obligor in respect of debt instruments, modifications to the terms of debt instruments (including altering the maturity and/or the amount of interest payable and/or imposing a temporary suspension on payments), removing management, appointing an interim administrator, and discontinuing the listing and admission to trading of financial instruments.

Before taking a resolution measure, including implementing the Bail-in Power, or exercising the power to write down or convert relevant capital instruments, the Resolution Authority must ensure that a fair, prudent and realistic valuation of the assets and liabilities of the institution is carried out by a person independent from any public authority.

The BRRD, the BRR Act 2015 and the SRM Regulation however also state that, under exceptional circumstances, if the bail-in instrument is applied, the SRB, in cooperation with the CSSF, may completely or partially exclude certain liabilities from the application of the impairment or conversion powers under certain conditions.

Since 1 January 2016, EU credit institutions (such as Societe Generale) and certain investment firms have to meet, at all times, a minimum requirement for own funds and eligible liabilities ("**MREL**") pursuant to Article 12 of the SRM Regulation. The MREL, which is expressed as a percentage of the total liabilities and own funds of the institution, aims at preventing institutions from structuring their liabilities in a manner that impedes the effectiveness of the Bail-in Power in order to facilitate resolution.

The regime has evolved as a result of the changes adopted by the EU legislators. On 7 June 2019, as part of the contemplated amendments to the so-called "EU Banking Package", the following legislative texts were published in the Official Journal of the EU 14 May 2019:

- Directive (EU) 2019/879 of the European Parliament and of the Council of 20 May 2019 amending the BRRD as regards the loss-absorbing and recapitalisation capacity of credit institutions and investment firms ("**BRRD II**"); and
- Regulation (EU) 2019/877 of the European Parliament and of the Council of 20 May 2019 amending the SRM Regulation as regards the loss-absorbing and recapitalisation capacity ("**TLAC**") of credit institutions and investment firms (the "**SRM II Regulation**" and, together with the BRRD II, the "**EU Banking Package Reforms**").

The EU Banking Package Reforms introduced, among other things, the TLAC standard as implemented by the Financial Stability Board's TLAC Term Sheet ("**FSB TLAC Term Sheet**"), by adapting, among other things, the existing regime relating to the specific MREL with aim of reducing risks in the banking sector and further reinforcing institutions' ability to withstand potential shocks will strengthen the banking union and reduce risks in the financial system.

The TLAC has been implemented in accordance with the FSB TLAC Term Sheet, which impose a level of “Minimum TLAC” that will be determined individually for each global systemically important bank (“**G-SIB**”), such as Societe Generale, in an amount at least equal to (i) 16%, plus applicable buffers, of risk weight assets since January 1, 2022 and 18%, plus applicable buffers, thereafter and (ii) 6% of the Basel III leverage ratio denominator since January 1, 2022 and 6.75% thereafter (each of which could be extended by additional firm-specific requirements).

Regulation (EU) No 575/2013 of the European Parliament and of the Council of 26 June 2013 on prudential requirements for credit institutions and investment firms (the “**CRR**”), as amended by Regulation (EU) 2019/876 as regards the leverage ratio, the net stable funding ratio, requirements for own funds and eligible liabilities, counterparty credit risk, market risk, exposures to central counterparties, exposures to collective investment undertakings, large exposures, reporting and disclosure requirements (the “**CRR II**”), EU G-SIBs, such as Societe Generale, have to comply with TLAC requirements, on top of the MREL requirements, since the entry into force of the CRR II. As such, G-SIBs, such as Societe Generale have to comply with both the TLAC and MREL requirements.

Consequently, the criteria for MREL-eligible liabilities have been closely aligned with the criteria for TLAC-eligible liabilities under CRR II, but subject to the complementary adjustments and requirements introduced in the BRRD II. In particular, certain debt instruments with an embedded derivative component, such as certain structured notes, will be eligible, subject to certain conditions, to meet MREL requirements to the extent that they have a fixed or increasing principal amount repayable at maturity that is known in advance with only an additional return permitted to be linked to that derivative component and dependent on the performance of a reference asset.

The level of capital and eligible liabilities required under MREL is set by the SRB for Societe Generale on an individual and/or consolidated basis based on certain criteria including systemic importance and may also be set for SG Issuer. Eligible liabilities may be senior or subordinated, provided, among other requirements, that they have a remaining term of at least one year and, they recognise contractually the Resolution Authority's power to write down or convert the liabilities governed by non-EU law.

The scope of liabilities used to meet MREL includes, in principle, all liabilities resulting from claims arising from ordinary unsecured creditors (non-subordinated liabilities) unless they do not meet specific eligibility criteria set out in BRRD, as amended by BRRD II. To enhance the resolvability of institutions and entities through an effective use of the bail-in tool, the SRB should be able to require that MREL be met with own funds and other subordinated liabilities, in particular where there are clear indications that bailed-in creditors are likely to bear losses in resolution that would exceed the losses that they would incur under normal insolvency proceedings. Moreover the SRB should assess the need to require institutions and entities to meet the MREL with own funds and other subordinated liabilities where the amount of liabilities excluded from the application of the bail-in tool reaches a certain threshold within a class of liabilities that includes MREL-eligible liabilities. Any subordination of debt instruments requested by the SRB for the MREL shall be without prejudice to the possibility to partly meet the TLAC requirements with non-subordinated debt instruments in accordance with the CRR, as amended by the CRR II, as permitted by the TLAC standard. Specific requirements apply to resolution groups with assets above EUR 100 billion (top-tier banks, including Societe Generale).

## TERMS AND CONDITIONS OF THE CERTIFICATES

*The following are the terms and conditions of the Certificates and should be read in conjunction with, and are qualified by reference to, the other information set out in this document and the Base Listing Document.*

The Conditions are set out in the section headed “Terms and Conditions of the European Style Cash Settled Long/Short Certificates on Single Equities” in the Base Listing Document. For the purposes of the Conditions, the following terms shall have the following meanings:

Certificates:	8,400,000 European Style Cash Settled Short Certificates relating to the ordinary shares of Sunny Optical Technology (Group) Company Limited (the “ <b>Underlying Stock</b> ”)
ISIN:	LU2375050429
Company:	Sunny Optical Technology (Group) Company Limited (RIC: 2382.HK)
Underlying Price <sup>3</sup> and Source:	HK\$104.5 (Reuters)
Calculation Agent:	Société Générale
Strike Level:	Zero
Daily Leverage:	-5x (within the Leverage Inverse Strategy as described below)
Notional Amount per Certificate:	SGD 1.20
Management Fee (p.a.) <sup>4</sup> :	0.40%
Gap Premium (p.a.) <sup>5</sup> :	8.00%, is a hedging cost against extreme market movements overnight.
Stock Borrowing Cost <sup>6</sup> :	The annualised costs for borrowing stocks in order to take an inverse exposure on the Underlying Stock.
Rebalancing Cost <sup>6</sup> :	The transaction costs (if applicable), computed as a function of leverage and daily inverse performance of the Underlying Stock.
Launch Date:	1 February 2023
Closing Date:	6 February 2023

---

<sup>3</sup> These figures are calculated as at, and based on information available to the Issuer on or about 6 February 2023. The Issuer is not obliged, and undertakes no responsibility to any person, to update or inform any person of any changes to the figures after 6 February 2023.

<sup>4</sup> Please note that the Management Fee is calculated on a 360-day basis and may be increased up to a maximum of 3% p.a. on giving one month’s notice to investors. Any increase in the Management Fee will be announced on the SGXNET. Please refer to “Fees and Charges” below for further details of the fees and charges payable and the maximum of such fees as well as other ongoing expenses that may be borne by the Certificates.

<sup>5</sup> Please note that the Gap Premium is calculated on a 360-day basis.

<sup>6</sup> These costs are embedded within the Leverage Inverse Strategy. Please note that the Stock Borrowing Cost may be changed on giving 5 Business Days’ notice to investors. Any change in the Stock Borrowing Cost will be announced on the SGXNET.

Expected Listing Date:	7 February 2023
Last Trading Date:	The date falling 5 Business Days immediately preceding the Expiry Date, currently being 29 January 2024
Expiry Date:	5 February 2024 (if the Expiry Date is not a Business Day, then the Expiry Date shall fall on the preceding Business Day and subject to adjustment of the Valuation Date upon the occurrence of Market Disruption Events as set out in the Conditions of the Certificates)
Board Lot:	100 Certificates
Valuation Date:	2 February 2024 or if such day is not an Exchange Business Day, the immediately preceding Exchange Business Day.
Exercise:	The Certificates may only be exercised on the Expiry Date or if the Expiry Date is not a Business Day, the immediately preceding Business Day, in a Board Lot or integral multiples thereof. Certificate Holders shall not be required to deliver an exercise notice. Exercise of Certificates shall be determined by whether the Cash Settlement Amount (less any Exercise Expenses) is positive. If the Cash Settlement Amount (less any Exercise Expenses) is positive, all Certificates shall be deemed to have been automatically exercised at 10:00 a.m. (Singapore time) on the Expiry Date or if the Expiry Date is not a Business Day, the immediately preceding Business Day. The Cash Settlement Amount less the Exercise Expenses in respect of the Certificates shall be paid in the manner set out in Condition 4(c) of the Conditions. In the event the Cash Settlement Amount (less any Exercise Expenses) is zero, all Certificates shall be deemed to have expired at 10:00 a.m. (Singapore time) on the Expiry Date or if the Expiry Date is not a Business Day, the immediately preceding Business Day, and Certificate Holders shall not be entitled to receive any payment from the Issuer in respect of the Certificates.
Cash Settlement Amount:	In respect of each Certificate, shall be an amount payable in the Settlement Currency equal to:  Closing Level multiplied by the Notional Amount per Certificate  Please refer to the “Information relating to the European Style Cash Settled Short Certificates on Single Equities” section on pages 41 to 56 of this document for examples and illustrations of the calculation of the Cash Settlement Amount.
Hedging Fee Factor:	In respect of each Certificate, shall be an amount calculated as: Product (for t from 2 to Valuation Date) of $(1 - \text{Management Fee} \times (\text{ACT}(t-1;t) \div 360)) \times (1 - \text{Gap Premium}(t-1) \times (\text{ACT}(t-1;t) \div 360))$ , where:  “t” refers to “ <b>Observation Date</b> ” which means each Underlying Stock Business Day (subject to Market Disruption Event) from (and including) the Underlying Stock Business Day immediately preceding the Expected Listing Date to the Valuation Date; and



ACT (t-1;t) means the number of calendar days between the Underlying Stock Business Day immediately preceding the Observation Date (which is “t-1”) (included) and the Observation Date (which is “t”) (excluded).

If the Issuer determines, in its sole discretion, that on any Observation Date a Market Disruption Event has occurred, then that Observation Date shall be postponed until the first succeeding Underlying Stock Business Day on which there is no Market Disruption Event, unless there is a Market Disruption Event on each of the five Underlying Stock Business Days immediately following the original date that, but for the Market Disruption Event, would have been an Observation Date. In that case, that fifth Underlying Stock Business Day shall be deemed to be the Observation Date notwithstanding the Market Disruption Event and the Issuer shall determine, its good faith estimate of the level of the Leverage Inverse Strategy and the value of the Certificate on that fifth Underlying Stock Business Day in accordance with the formula for and method of calculation last in effect prior to the occurrence of the first Market Disruption Event taking into account, inter alia, the exchange traded or quoted price of the Underlying Stock and the potential increased cost of hedging by the Issuer as a result of the occurrence of the Market Disruption Event.

An “**Underlying Stock Business Day**” is a day on which The Stock Exchange of Hong Kong Limited (the “**HKEX**”) is open for dealings in Hong Kong during its normal trading hours and banks are open for business in Hong Kong.

Please refer to the “Information relating to the European Style Cash Settled Short Certificates on Single Equities” section on pages 41 to 56 of this document for examples and illustrations of the calculation of the Hedging Fee Factor.

Closing Level: In respect of each Certificate, shall be an amount payable in the Settlement Currency equal to:

$$\left( \frac{\text{Final Reference Level} \times \text{Final Exchange Rate}}{\text{Initial Reference Level} \times \text{Initial Exchange Rate}} - \text{Strike Level} \right) \times \text{Hedging Fee Factor}$$

Initial Reference Level: 1,000

Final Reference Level: The closing level of the Leverage Inverse Strategy (as described below) on the Valuation Date

The calculation of the closing level of the Leverage Inverse Strategy is set out in the “Specific Definitions relating to the Leverage Inverse Strategy” section on pages 19 to 24 below.

Initial Exchange Rate<sup>3</sup>: 0.1686

Final Exchange Rate: The rate for the conversion of HKD to SGD as at 5:00pm (Singapore Time) on the Valuation Date as shown on Reuters, provided that if the Reuters service ceases to display such information, as determined by the Issuer by reference to such source(s) as the Issuer may reasonably determine to be appropriate at such a time.

Air Bag Mechanism:	<p>The “<b>Air Bag Mechanism</b>” refers to the mechanism built in the Leverage Inverse Strategy and which is designed to reduce the Leverage Inverse Strategy exposure to the Underlying Stock during extreme market conditions. If the Underlying Stock rises by 15% or more (“<b>Air Bag Trigger Price</b>”) during the trading day (which represents an approximately 75% loss after a 5 times inverse leverage), the Air Bag Mechanism is triggered and the Leverage Inverse Strategy is adjusted intra-day. The Air Bag Mechanism reduces the impact on the Leverage Inverse Strategy if the Underlying Stock rises further, but will also maintain a reduced exposure to the Underlying Stock in the event the Underlying Stock starts to fall after the Air Bag Mechanism is triggered, thereby reducing its ability to recoup losses.</p> <p>Trading of Certificates is suspended for at least 30 minutes after the Air Bag is triggered.</p> <p>The Leverage Inverse Strategy is floored at 0 and the Certificates cannot be valued below zero.</p> <p>Please refer to the “Extraordinary Strategy Adjustment for Performance Reasons (“Air Bag Mechanism”)” section on pages 22 to 24 below and the “Description of Air Bag Mechanism” section on pages 47 to 49 of this document for further information of the Air Bag Mechanism.</p>
Adjustments and Extraordinary Events:	<p>The Issuer has the right to make adjustments to the terms of the Certificates if certain events, including any capitalisation issue, rights issue, extraordinary distributions, merger, delisting, insolvency (as more specifically set out in the terms and conditions of the Certificates) occur in respect of the Underlying Stock. For the avoidance of doubt, no notice will be given if the Issuer determines that adjustments will not be made.</p>
Underlying Stock Currency:	Hong Kong Dollar (“ <b>HKD</b> ”)
Settlement Currency:	Singapore Dollar (“ <b>SGD</b> ”)
Exercise Expenses:	Certificate Holders will be required to pay all charges which are incurred in respect of the exercise of the Certificates.
Relevant Stock Exchange for the Certificates:	The Singapore Exchange Securities Trading Limited (the “ <b>SGX-ST</b> ”)
Relevant Stock Exchange for the Underlying Stock:	HKEX
Business Day and Exchange Business Day:	<p>A “<b>Business Day</b>” is a day on which the SGX-ST is open for dealings in Singapore during its normal trading hours and banks are open for business in Singapore.</p> <p>An “<b>Exchange Business Day</b>” is a day on which the SGX-ST and the HKEX are open for dealings in Singapore and Hong Kong respectively</p>

during its normal trading hours and banks are open for business in Singapore and Hong Kong.

Warrant Agent:	The Central Depository (Pte) Limited (“CDP”)
Clearing System:	CDP
Fees and Charges:	<p>Normal transaction and brokerage fees shall apply to the trading of the Certificates on the SGX-ST. Investors should note that they may be required to pay stamp taxes or other documentary charges in accordance with the laws and practices of the country where the Certificates are transferred. Investors who are in any doubt as to their tax position should consult their own independent tax advisers. In addition, investors should be aware that tax regulations and their application by the relevant taxation authorities change from time to time. Accordingly, it is not possible to predict the precise tax treatment which will apply at any given time.</p> <p>Investors holding position overnight would also be required to bear the Management Fee and Gap Premium, which are calculated daily and applied to the value of the Certificates, as well as certain costs embedded within the Leverage Inverse Strategy including the Stock Borrowing Cost and Rebalancing Cost. The Management Fee may be increased up to a maximum of 3% p.a. on giving one month’s notice to investors in accordance with the terms and conditions of the Certificates. Any increase in the Management Fee will be announced on the SGXNET.</p>
Further Information:	Please refer to the website at <a href="http://dlc.socgen.com">dlc.socgen.com</a> for more information on the theoretical closing price of the Certificates on the previous trading day, the closing price of the Underlying Stock on the previous trading day, the Air Bag Trigger Price for each trading day and the Management Fee and Gap Premium.

### **Specific Definitions relating to the Leverage Inverse Strategy**

#### **Description of the Leverage Inverse Strategy**

The Leverage Inverse Strategy is designed to track a 5 times daily leveraged inverse exposure to the Underlying Stock.

At the end of each trading day of the Underlying Stock, the exposure of the Leverage Inverse Strategy to the Underlying Stock is reset within the Leverage Inverse Strategy in order to retain a daily leverage of 5 times the inverse performance of the Underlying Stock (excluding costs) regardless of the performance of the Underlying Stock on the preceding day. This mechanism is referred to as the Daily Reset.

The Leverage Inverse Strategy incorporates an air bag mechanism which is designed to reduce exposure to the Underlying Stock during extreme market conditions, as further described below.

### Leverage Inverse Strategy Formula

**LSL<sub>t</sub>** means, for any Observation Date(t), the Leverage Inverse Strategy Closing Level as of such day (t).

Subject to the occurrence of an Intraday Restrike Event, the **Leverage Inverse Strategy Closing Level** as of such Observation Date(t) is calculated in accordance with the following formulae:

On Observation Date(1):

$$LSL_1 = 1000$$

On each subsequent Observation Date(t):

$$LSL_t = \text{Max}[LSL_{t-1} \times (1 + LR_{t-1,t} - FC_{t-1,t} - SB_{t-1,t} - RC_{t-1,t}), 0]$$

**LR<sub>t-1,t</sub>** means the Leveraged Return of the Underlying Stock between Observation Date(t-1) and Observation Date(t) closing prices, calculated as follows:

$$LR_{t-1,t} = \text{Leverage} \times \left( \frac{S_t}{S_{t-1} \times R_{factor_t}} - 1 \right)$$

**FC<sub>t-1,t</sub>** means, the Funding Cost between Observation Date(t-1) (included) and Observation Date(t) (excluded) calculated as follows:

$$FC_{t-1,t} = (\text{Leverage} - 1) \times \frac{\text{Rate}_{t-1} \times \text{ACT}(t-1, t)}{\text{DayCountBasisRate}}$$

**SB<sub>t-1,t</sub>** means the Stock Borrowing Cost between Observation Date(t-1) (included) and Observation Date(t) (excluded) calculated as follows:

$$SB_{t-1,t} = -\text{Leverage} \times \frac{\text{CB} \times \text{ACT}(t-1, t)}{\text{DayCountBasisRate}}$$

**CB** means the Cost of Borrowing applicable that is equal to 4.00%.

**RC<sub>t-1,t</sub>** means the Rebalancing Cost of the Leverage Inverse Strategy on Observation Date (t), calculated as follows:

$$RC_{t-1,t} = \text{Leverage} \times (\text{Leverage} - 1) \times \left( \left| \frac{S_t}{S_{t-1} \times R_{factor_t}} - 1 \right| \right) \times \text{TC}$$

**TC** means the Transaction Costs applicable (including Stamp Duty and any other applicable taxes, levies and costs which may be levied on the stock transactions on the Relevant Stock Exchange for the Underlying Stock by the applicable regulatory authorities from time to time) that are currently equal to:

0.13%

“Stamp Duty” refers to the applicable rate of stamp duty on the stock transactions in the jurisdiction of the Relevant Stock Exchange for the Underlying Stock, which may be changed by the applicable regulatory authorities from time to time.

**Leverage** -5

<b>S<sub>t</sub></b>	means, in respect of each Observation Date(t), the Closing Price of the Underlying Stock as of such Observation Date(t), subject to the adjustments and provisions of the Conditions.
<b>Rate<sub>t</sub></b>	means, in respect of each Observation Date(t), the Overnight HKD Hong Kong Interbank Offered Rate (HIBOR) Fixing, as published on Reuters RIC HIKDON= or any successor page, being the rate as of day (t), provided that if any of such rate is not available, then that rate shall be determined by reference to the latest available rate that was published on the relevant Reuters page. Upon the occurrence or likely occurrence, as determined by the Calculation Agent, of modification, the permanent or indefinite cancellation or cessation in the provision of HIBOR, or a regulator or other official sector entity prohibits the use of HIBOR, the Calculation Agent may make adjustments as it may determine appropriate to account for the relevant event or circumstance, including but not limited to using any alternative rates from such date, with or without retroactive effect as the Calculation Agent may in its sole and absolute discretion determine.
<b>Rfactor<sub>t</sub></b>	means, in the event Observation Date (t) is an ex-dividend date of the Underlying Stock, an amount determined by the Calculation Agent, subject to the adjustments and provisions of the Conditions, according to the following formula:  $Rfactor_t = 1 - \frac{Div_t}{S_{t-1}}$ <p>where</p> <p><i>Div<sub>t</sub></i> is the dividend to be paid out in respect of the Underlying Stock and the relevant ex-dividend date which shall be considered gross of any applicable withholding taxes.</p>
<b>ACT(t-1,t)</b>	ACT (t-1;t) means the number of calendar days between the Underlying Stock Business Day immediately preceding the Observation Date (which is "t-1") (included) and the Observation Date (which is "t") (excluded).
<b>DayCountBasis Rate</b>	365
<b>Benchmark Fallback</b>	upon the occurrence or likely occurrence, as determined by the Calculation Agent, of a Reference Rate Event, the Calculation Agent may make adjustments as it may determine appropriate to account for the relevant event or circumstance, including but not limited to using any alternative rates from such date, with or without retroactive effect as the Calculation Agent may in its sole and absolute discretion determine.
<b>Reference Rate Event</b>	means, in respect of the Reference Rate any of the following has occurred or will occur:  (i) a Reference Rate Cessation;  (ii) an Administrator/Benchmark Event; or  (iii) a Reference Rate is, with respect to over-the-counter derivatives transactions which reference such Reference Rate, the subject of any market-wide development formally agreed upon by the International Swaps and Derivative Association (ISDA) or the Asia Securities Industry & Financial Markets Association (ASIFMA), pursuant to which such Reference Rate is, on a specified date, replaced with a risk-free rate (or near risk-free rate) established in order to comply with the

recommendations in the Financial Stability Board's paper titled "Reforming Major Interest Rate Benchmarks" dated 22 July 2014.

**Reference Rate  
Cessation**

means, for a Reference Rate, the occurrence of one or more of the following events:

(i) a public statement or publication of information by or on behalf of the administrator of the Reference Rate announcing that it has ceased or will cease to provide the Reference Rate permanently or indefinitely, provided that, at the time of the statement or publication, there is no successor administrator that will continue to provide the Reference Rate;

(ii) a public statement or publication of information by the regulatory supervisor for the administrator of the Reference Rate, the central bank for the currency of the Reference Rate, an insolvency official with jurisdiction over the administrator for the Reference Rate, a resolution authority with jurisdiction over the administrator for the Reference Rate or a court or an entity with similar insolvency or resolution authority over the administrator for the Reference Rate, which states that the administrator of the Reference Rate has ceased or will cease to provide the Reference Rate permanently or indefinitely, provided that, at the time of the statement or publication, there is no successor administrator that will continue to provide the Reference Rate; or

(iii) in respect of a Reference Rate, a public statement or publication of information by the regulatory supervisor for the administrator of such Reference Rate announcing that (a) the regulatory supervisor has determined that such Reference Rate is no longer, or as of a specified future date will no longer be, representative of the underlying market and economic reality that such Reference Rate is intended to measure and that representativeness will not be restored and (b) it is being made in the awareness that the statement or publication will engage certain contractual triggers for fallbacks activated by pre-cessation announcements by such supervisor (howsoever described) in contracts;

**Administrator/  
Benchmark  
Event**

means, for a Reference Rate, any authorisation, registration, recognition, endorsement, equivalence decision, approval or inclusion in any official register in respect of the Reference Rate or the administrator or sponsor of the Benchmark has not been, or will not be, obtained or has been, or will be, rejected, refused, suspended or withdrawn by the relevant competent authority or other relevant official body, in each case with the effect that either the Issuer, the Calculation Agent or any other entity is not, or will not be, permitted under any applicable law or regulation to use the Reference Rate to perform its or their respective obligations under the Certificates.

**Reference  
Rate(s)**

means the rate(s) used in the Leverage Inverse Strategy Formula, for example SORA, SOFR and US Federal Funds Effective Rate.

**Extraordinary Strategy Adjustment for Performance Reasons ("Air Bag Mechanism")**

**Extraordinary Strategy  
Adjustment for  
Performance Reasons**

If the Calculation Agent determines that an Intraday Restrike Event has occurred during an Observation Date(t) (the **Intraday Restrike Date**, noted hereafter **IRD**), an adjustment (an **Extraordinary Strategy Adjustment for Performance Reasons**) shall take place during such Observation Date(t) in accordance with the following provisions.

(1) Provided the last Intraday Restrike Observation Period as of such Intraday Restrike Date does not end on the TimeReferenceClosing, the Leverage Inverse

Strategy Closing Level on the Intraday Restrike Date ( $LSL_{IRD}$ ) should be computed as follows :

$$LSL_{IRD} = \text{Max}[ILSL_{IR(n)} \times (1 + ILR_{IR(n),IR(C)} - IRC_{IR(n),IR(C)}), 0]$$

(2) If the last Intraday Restrike Event Observation Period on the relevant Intraday Restrike Date ends on the TimeReferenceClosing:

$$LSL_{IRD} = \text{Max}[ILSL_{IR(n)}, 0]$$

**$ILSL_{IR(k)}$**

means, in respect of  $IR(k)$ , the Intraday Leverage Inverse Strategy Level in accordance with the following provisions:

(1) for  $k = 1$  :

$$ILSL_{IR(1)} = \text{Max}[LSL_{IRD-1} \times (1 + ILR_{IR(0),IR(1)} - FC_{IRD-1,IRD} - SB_{IRD-1,IRD} - IRC_{IR(0),IR(1)}), 0]$$

(2) for  $k > 1$  :

$$ILSL_{IR(k)} = \text{Max}[ILSL_{IR(k-1)} \times (1 + ILR_{IR(k-1),IR(k)} - IRC_{IR(k-1),IR(k)}), 0]$$

**$ILR_{IR(k-1),IR(k)}$**

means the Intraday Leveraged Return between  $IR(k-1)$  and  $IR(k)$ , calculated as follows:

$$ILR_{IR(k-1),IR(k)} = \text{Leverage} \times \left( \frac{IS_{IR(k)}}{IS_{IR(k-1)}} - 1 \right)$$

**$IRC_{IR(k-1),IR(k)}$**

means the Intraday Rebalancing Cost of the Leverage Inverse Strategy in respect of  $IR(k)$  on a given Intraday Restrike Date, calculated as follows:

$$IRC_{IR(k-1),IR(k)} = \text{Leverage} \times (\text{Leverage} - 1) \times \left( \left| \frac{IS_{IR(k)}}{IS_{IR(k-1)}} - 1 \right| \right) \times TC$$

**$IS_{IR(k)}$**

means the Underlying Stock Price in respect of  $IR(k)$  computed as follows:

(1) for  $k=0$

$$IS_{IR(0)} = S_{IRD-1} \times Rfactor_{IRD}$$

(2) for  $k=1$  to  $n$

means in respect of  $IR(k)$ , the highest price of the Underlying Stock during the respective Intraday Restrike Observation Period

(3) with respect to  $IR(C)$

$$IS_{IR(C)} = S_{IRD}$$

In each case, subject to the adjustments and provisions of the Conditions.

**$IR(k)$**

For  $k=0$ , means the scheduled close for the Relevant Stock Exchange for the Underlying Stock (or any successor thereto) on the Observation Date immediately preceding the relevant Intraday Restrike Date;

For  $k=1$  to  $n$ , means the  $k^{\text{th}}$  Intraday Restrike Event on the relevant Intraday Restrike Date.

**$IR(C)$**

means the scheduled close for the Relevant Stock Exchange for the Underlying Stock (or any successor thereto) on the relevant Intraday Restrike Date.

<b>n</b>	means the number of Intraday Restrike Events that occurred on the relevant Intraday Restrike Date.
<b>Intraday Restrike Event</b>	<p>means in respect of an Observation Date(t):</p> <p>(1) provided no Intraday Restrike Event has previously occurred on such Observation Date (t), the increase at any Calculation Time of the Underlying Stock price by 15% or more compared with the relevant Underlying Stock Price <math>IS_{IR(0)}</math> as of such Calculation Time.</p> <p>(2) if k Intraday Restrike Events have occurred on the relevant Intraday Restrike Date, the increase at any Calculation Time of the Underlying Stock price by 15% or more compared with the relevant Underlying Stock Price <math>IS_{IR(k)}</math> as of such Calculation Time.</p>
<b>Calculation Time</b>	means any time between the TimeReferenceOpening and the TimeReferenceClosing, provided that the relevant data is available to enable the Calculation Agent to determine the Leverage Inverse Strategy Level.
<b>TimeReferenceOpening</b>	means the scheduled opening time (including pre-opening session) for the Relevant Stock Exchange for the Underlying Stock (or any successor thereto).
<b>TimeReferenceClosing</b>	means the scheduled closing time (including closing auction session) for the Relevant Stock Exchange for the Underlying Stock (or any successor thereto).
<b>Intraday Restrike Event Observation Period</b>	<p>means in respect of an Intraday Restrike Event, the period starting on and excluding the Intraday Restrike Event Time and finishing on and including the sooner between (1) the time falling 15 minutes after the Intraday Restrike Event Time and (2) the TimeReferenceClosing.</p> <p>Where, during such period, the Calculation Agent determines that (1) the trading in the Underlying Stock is disrupted or subject to suspension or limitation or (2) the Relevant Stock Exchange for the Underlying Stock is not open for continuous trading, the Intraday Restrike Event Observation Period will be extended to the extent necessary until (1) the trading in the Underlying Stock is no longer disrupted, suspended or limited and (2) the Relevant Stock Exchange for the Underlying Stock is open for continuous trading.</p>
<b>Intraday Restrike Event Time</b>	means in respect of an Intraday Restrike Event, the Calculation Time on which such event occurs.



The Conditions set out in the section headed “Terms and Conditions of the European Style Cash Settled Long/Short Certificates on Single Equities” in the Base Listing Document are set out below. This section is qualified in its entirety by reference to the detailed information appearing elsewhere in this document which shall, to the extent so specified or to the extent inconsistent with the relevant Conditions set out below, replace or modify the relevant Conditions for the purpose of the Certificates.

## TERMS AND CONDITIONS OF THE EUROPEAN STYLE CASH SETTLED LONG/SHORT CERTIFICATES ON SINGLE EQUITIES

### 1. Form, Status and Guarantee, Transfer and Title

- (a) *Form.* The Certificates (which expression shall, unless the context otherwise requires, include any further certificates issued pursuant to Condition 11) are issued subject to and with the benefit of:-
- (i) a master instrument by way of deed poll (the “**Master Instrument**”) dated 17 June 2022, made by SG Issuer (the “**Issuer**”) and Société Générale (the “**Guarantor**”); and
  - (ii) a warrant agent agreement (the “**Master Warrant Agent Agreement**” or “**Warrant Agent Agreement**”) dated any time before or on the Closing Date, made between the Issuer and the Warrant Agent for the Certificates.

Copies of the Master Instrument and the Master Warrant Agent Agreement or Warrant Agent Agreement are available for inspection at the specified office of the Warrant Agent.

The holders of the Certificates (the “**Certificate Holders**”) are entitled to the benefit of, are bound by and are deemed to have notice of all the provisions of the Master Instrument and the Master Warrant Agent Agreement or Warrant Agent Agreement.

- (b) *Status and Guarantee.* The Certificates constitute direct, general and unsecured obligations of the Issuer and rank, and will rank, equally among themselves and *pari passu* with all other present and future unsecured and unsubordinated obligations of the Issuer (save for statutorily preferred exceptions). The Certificates provide for cash settlement on exercise. The Certificates do not entitle Certificate Holders to the delivery of any Underlying Stock, are not secured by the Underlying Stock and do not entitle Certificate Holders to any interest in any Underlying Stock.

The due and punctual payment of any amounts due by the Issuer in respect of the Certificates issued by the Issuer is unconditionally and irrevocably guaranteed by the Guarantor as provided in the Guarantee (each such amount payable under the Guarantee, a “**Guarantee Obligation**”).

The Guarantee Obligations will constitute direct, unconditional, unsecured and unsubordinated obligations of the Guarantor ranking as senior preferred obligations as provided for in Article L. 613-30-3 I 3° of the French Code *Monétaire et Financier* (the “**Code**”).

Such Guarantee Obligations rank and will rank equally and rateably without any preference or priority among themselves and:

- (i) *pari passu* with all other direct, unconditional, unsecured and unsubordinated obligations of the Guarantor outstanding as of the date of the entry into force of the law no. 2016-1691 (the “**Law**”) on 11 December 2016;
- (ii) *pari passu* with all other present or future direct, unconditional, unsecured and senior preferred obligations (as provided for in Article L. 613-30-3 I 3° of the Code) of the Guarantor issued after the date of the entry into force of the Law on 11 December 2016;
- (iii) junior to all present or future claims of the Guarantor benefiting from the statutorily preferred exceptions; and
- (iv) senior to all present and future senior non-preferred obligations (as provided for in Article L.613-30-3 I 4° of the Code) of the Guarantor.

In the event of the failure of the Issuer to promptly perform its obligations to any Certificate Holder under the terms of the Certificates, such Certificate Holder may, but is not obliged to, give written notice to the Guarantor at Société Générale, Tour Société Générale, 75886 Paris Cedex 18, France marked for the attention of SEGL/JUR/OMF - Market Transactions & Financing.

- (c) **Transfer.** The Certificates are represented by a global warrant certificate (“**Global Warrant**”) which will be deposited with The Central Depository (Pte) Limited (“**CDP**”). Certificates in definitive form will not be issued. Transfers of Certificates may be effected only in Board Lots or integral multiples thereof. All transactions in (including transfers of) Certificates, in the open market or otherwise, must be effected through a securities account with CDP. Title will pass upon registration of the transfer in the records maintained by CDP.
- (d) **Title.** Each person who is for the time being shown in the records maintained by CDP as entitled to a particular number of Certificates shall be treated by the Issuer, the Guarantor and the Warrant Agent as the holder and absolute owner of such number of Certificates, notwithstanding any notice to the contrary. The expression “**Certificate Holder**” shall be construed accordingly.
- (e) **Bail-In.** By the acquisition of Certificates, each Certificate Holder (which, for the purposes of this Condition, includes any current or future holder of a beneficial interest in the Certificates) acknowledges, accepts, consents and agrees:
  - (i) to be bound by the effect of the exercise of the Bail-In Power (as defined below) by the Relevant Resolution Authority (as defined below) on the Issuer’s liabilities under the Certificates, which may include and result in any of the following, or some combination thereof:
    - (A) the reduction of all, or a portion, of the Amounts Due (as defined below), on a permanent basis;
    - (B) the conversion of all, or a portion, of the Amounts Due into shares, other securities or other obligations of the Issuer or the Guarantor or another person (and the issue to the Certificate Holder of such shares, securities or obligations), including by means of an amendment, modification or variation of the Conditions of the Certificates, in which case the Certificate Holder agrees to accept in lieu of its rights under the Certificates any such shares, other securities or other obligations of the Issuer or the Guarantor or another person;

- (C) the cancellation of the Certificates; and/or
- (D) the amendment or alteration of the expiration of the Certificates or amendment of the amounts payable on the Certificates, or the date on which the amounts become payable, including by suspending payment for a temporary period; and

that terms of the Certificates are subject to, and may be varied, if necessary, to give effect to the exercise of the Bail-In Power by the Relevant Resolution Authority or the regulator,

(the “**Statutory Bail-In**”);

- (ii) if the Relevant Resolution Authority exercises its Bail-In Power on liabilities of the Guarantor, pursuant to Article L.613-30-3-I-3 of the French Monetary and Financial Code (the “**M&F Code**”):

- (A) ranking:
  - (1) junior to liabilities of the Guarantor benefitting from statutorily preferred exceptions pursuant to Article L.613-30-3-I 1° and 2 of the M&F Code;
  - (2) *pari passu* with liabilities of the Guarantor as defined in Article L.613-30-3-I-3 of the M&F Code; and
  - (3) senior to liabilities of the Guarantor as defined in Article L.613-30-3-I-4 of the M&F Code; and
- (B) which are not *titres non structurés* as defined under Article R.613-28 of the M&F Code, and
- (C) which are not or are no longer eligible to be taken into account for the purposes of the MREL (as defined below) ratio of the Guarantor

and such exercise of the Bail-In Power results in the write-down or cancellation of all, or a portion of, the principal amount of, or the outstanding amount payable in respect of, and/or interest on, such liabilities, and/or the conversion of all, or a portion, of the principal amount of, or the outstanding amount payable in respect of, or interest on, such liabilities into shares or other securities or other obligations of the Guarantor or another person, including by means of variation to their terms and conditions in order to give effect to such exercise of Bail-In Power, then the Issuer’s obligations under the Certificates will be limited to (i) payment of the amount as reduced or cancelled that would be recoverable by the Certificate Holders and/or (ii) the delivery or the payment of value of the shares or other securities or other obligations of the Guarantor or another person that would be paid or delivered to the Certificate Holders as if, in either case, the Certificates had been directly issued by the Guarantor itself and any Amount Due under the Certificates had accordingly been directly subject to the exercise of the Bail-In Power (the “**Contractual Bail-in**”).

No repayment or payment of the Amounts Due will become due and payable or be paid after the exercise of the Statutory Bail-In with respect to the Issuer or the Guarantor unless, at the time such repayment or payment, respectively, is scheduled to become due, such repayment or payment would be permitted to be made by the Issuer or the Guarantor under the applicable laws and regulations in effect in France or Luxembourg

and the European Union applicable to the Issuer or the Guarantor or other members of its group.

No repayment or payment of the Amounts Due will become due and payable or be paid under the Certificates issued by SG Issuer after implementation of the Contractual Bail-in.

Upon the exercise of the Statutory Bail-in or upon implementation of the Contractual Bail-in with respect to the Certificates, the Issuer or the Guarantor will provide a written notice to the Certificate Holders in accordance with Condition 9 as soon as practicable regarding such exercise of the Statutory Bail-in or implementation of the Contractual Bail-in. Any delay or failure by the Issuer or the Guarantor to give notice shall not affect the validity and enforceability of the Statutory Bail-in or Contractual Bail-in nor the effects on the Certificates described above.

Neither a cancellation of the Certificates, a reduction, in part or in full, of the Amounts Due, the conversion thereof into another security or obligation of the Issuer or the Guarantor or another person, as a result of the exercise of the Statutory Bail-in or the implementation of the Contractual Bail-in with respect to the Certificates will be an event of default or otherwise constitute non-performance of a contractual obligation, or entitle the Certificate Holder to any remedies (including equitable remedies) which are hereby expressly waived.

The matters set forth in this Condition shall be exhaustive on the foregoing matters to the exclusion of any other agreements, arrangements or understandings between the Issuer, the Guarantor and each Certificate Holder. No expenses necessary for the procedures under this Condition, including, but not limited to, those incurred by the Issuer and the Guarantor, shall be borne by any Certificate Holder.

For the purposes of this Condition:

**“Amounts Due”** means any amounts due by the Issuer under the Certificates.

**“Bail-In Power”** means any statutory cancellation, write-down and/or conversion power existing from time to time under any laws, regulations, rules or requirements relating to the resolution of banks, banking group companies, credit institutions and/or investment firms, including but not limited to any such laws, regulations, rules or requirements that are implemented, adopted or enacted within the context of a European Union directive or regulation of the European Parliament and of the Council establishing a framework for the recovery and resolution of credit institutions and investment firms, or any other applicable laws or regulations, as amended, or otherwise, pursuant to which obligations of a bank, banking group company, credit institution or investment firm or any of its affiliates can be reduced, cancelled, varied or otherwise modified in any way and/or converted into shares or other securities or obligations of the obligor or any other person.

**“MREL”** means the Minimum Requirement for own funds and Eligible Liabilities as defined in Directive 2014/59/EU of the European Parliament and of the Council of 15 May 2014 establishing a framework for the recovery and resolution of credit institutions and investment firms (as amended from time to time).

**“Relevant Resolution Authority”** means any authority with the ability to exercise the Bail-in Power on Societe Generale or SG Issuer as the case may be.

## 2. Certificate Rights and Exercise Expenses

- (a) *Certificate Rights.* Every Certificate entitles each Certificate Holder, upon due exercise and on compliance with Condition 4, to payment by the Issuer of the Cash Settlement Amount (as defined below) (if any) in the manner set out in Condition 4.

The “**Cash Settlement Amount**”, in respect of each Certificate, shall be an amount payable in the Settlement Currency equal to the Closing Level multiplied by the Notional Amount per Certificate.

The “**Closing Level**”, in respect of each Certificate, shall be an amount payable in the Settlement Currency equal to:

$$\left( \frac{\text{Final Reference Level} \times \text{Final Exchange Rate}}{\text{Initial Reference Level} \times \text{Initial Exchange Rate}} - \text{Strike Level} \right) \times \text{Hedging Fee Factor}$$

If the Issuer determines, in its sole discretion, that on the Valuation Date or any Observation Date a Market Disruption Event has occurred, then that Valuation Date or Observation Date shall be postponed until the first succeeding Exchange Business Day or Underlying Stock Business Day, as the case may be, on which there is no Market Disruption Event, unless there is a Market Disruption Event on each of the five Exchange Business Days or Underlying Stock Business Days, as the case may be, immediately following the original date that, but for the Market Disruption Event, would have been a Valuation Date or an Observation Date. In that case:-

- (i) that fifth Exchange Business Day or Underlying Stock Business Day, as the case may be, shall be deemed to be the Valuation Date or the Observation Date notwithstanding the Market Disruption Event; and
- (ii) the Issuer shall determine the Final Reference Level or the relevant closing level on the basis of its good faith estimate of the Final Reference Level or the relevant closing level that would have prevailed on that fifth Exchange Business Day or Underlying Stock Business Day, as the case may be, but for the Market Disruption Event.

“**Market Disruption Event**” means the occurrence or existence of (i) any suspension of trading on the Relevant Stock Exchange of the Underlying Stock requested by the Company if that suspension is, in the determination of the Issuer, material, (ii) any suspension of or limitation imposed on trading (including but not limited to unforeseen circumstances such as by reason of movements in price exceeding limits permitted by the Relevant Stock Exchange or any act of God, war, riot, public disorder, explosion, terrorism or otherwise) on the Relevant Stock Exchange in the Underlying Stock if that suspension or limitation is, in the determination of the Issuer, material, or (iii) the closing of the Relevant Stock Exchange or a disruption to trading on the Relevant Stock Exchange if that disruption is, in the determination of the Issuer, material as a result of the occurrence of any act of God, war, riot, public disorder, explosion or terrorism.

- (b) *Exercise Expenses.* Certificate Holders will be required to pay all charges which are incurred in respect of the exercise of the Certificates (the “**Exercise Expenses**”). An amount equivalent to the Exercise Expenses will be deducted by the Issuer from the Cash Settlement Amount in accordance with Condition 4. Notwithstanding the foregoing, the Certificate Holders shall account to the Issuer on demand for any Exercise Expenses to the extent that they were not or could not be deducted from the Cash Settlement Amount prior to the date of payment of the Cash Settlement Amount to the Certificate Holders in accordance with Condition 4.

- (c) No Rights. The purchase of Certificates does not confer on the Certificate Holders any right (whether in respect of voting, dividend or other distributions in respect of the Underlying Stock or otherwise) which the holder of an Underlying Stock may have.

### 3. Expiry Date

Unless automatically exercised in accordance with Condition 4(b), the Certificates shall be deemed to expire at 10:00 a.m. (Singapore time) on the Expiry Date or if the Expiry Date is not a Business Day (as defined below), the immediately preceding Business Day.

### 4. Exercise of Certificates

- (a) *Exercise.* Certificates may only be exercised on the Expiry Date or if the Expiry Date is not a Business Day, the immediately preceding Business Day, in accordance with Condition 4(b).
- (b) *Automatic Exercise.* Certificate Holders shall not be required to deliver an exercise notice. Exercise of Certificates shall be determined by whether the Cash Settlement Amount (less any Exercise Expenses) is positive. If the Cash Settlement Amount (less any Exercise Expenses) is positive, all Certificates shall be deemed to have been automatically exercised at 10:00 a.m. (Singapore time) on the Expiry Date or if the Expiry Date is not a Business Day, the immediately preceding Business Day. The Cash Settlement Amount less the Exercise Expenses in respect of the Certificates shall be paid in the manner set out in Condition 4(c) below. In the event the Cash Settlement Amount (less any Exercise Expenses) is zero, all Certificates shall be deemed to have expired at 10:00 a.m. (Singapore time) on the Expiry Date or if the Expiry Date is not a Business Day, the immediately preceding Business Day, and Certificate Holders shall not be entitled to receive any payment from the Issuer in respect of the Certificates.
- (c) *Settlement.* In respect of Certificates which are automatically exercised in accordance with Condition 4(b), the Issuer will pay to the relevant Certificate Holder the Cash Settlement Amount (if any) in the Settlement Currency. The aggregate Cash Settlement Amount (less any Exercise Expenses) shall be despatched as soon as practicable and no later than five Business Days following the Expiry Date by way of crossed cheque or other payment in immediately available funds drawn in favour of the Certificate Holder only (or, in the case of joint Certificate Holders, the first-named Certificate Holder) appearing in the records maintained by CDP. Any payment made pursuant to this Condition 4(c) shall be delivered at the risk and expense of the Certificate Holder and posted to the Certificate Holder's address appearing in the records maintained by CDP (or, in the case of joint Certificate Holders, to the address of the first-named Certificate Holder appearing in the records maintained by CDP). If the Cash Settlement Amount is equal to or less than the determined Exercise Expenses, no amount is payable.
- (d) *CDP not liable.* CDP shall not be liable to any Certificate Holder with respect to any action taken or omitted to be taken by the Issuer or the Warrant Agent in connection with the exercise of the Certificates or otherwise pursuant to or in connection with these Conditions.
- (e) *Business Day.* In these Conditions, a "**Business Day**" shall be a day on which the SGX-ST is open for dealings in Singapore during its normal trading hours and banks are open for business in Singapore.

## 5. Warrant Agent

- (a) *Warrant Agent.* The Issuer reserves the right, subject to the appointment of a successor, at any time to vary or terminate the appointment of the Warrant Agent and to appoint another Warrant Agent provided that it will at all times maintain a Warrant Agent which, so long as the Certificates are listed on the SGX-ST, shall be in Singapore. Notice of any such termination or appointment and of any change in the specified office of the Warrant Agent will be given to the Certificate Holders in accordance with Condition 9.
- (b) *Agent of Issuer.* The Warrant Agent will be acting as agent of the Issuer and will not assume any obligation or duty to or any relationship of agency or trust for the Certificate Holders. All determinations and calculations by the Warrant Agent under these Conditions shall (save in the case of manifest error) be final and binding on the Issuer and the Certificate Holders.

## 6. Adjustments

- (a) *Potential Adjustment Event.* Following the declaration by a Company of the terms of any Potential Adjustment Event (as defined below), the Issuer will determine whether such Potential Adjustment Event has a dilutive or concentrative or other effect on the theoretical value of the Underlying Stock and, if so, will (i) make the corresponding adjustment, if any, to any one or more of the Conditions as the Issuer determines appropriate to account for that dilutive or concentrative or other effect, and (ii) determine the effective date of that adjustment. The Issuer may, but need not, determine the appropriate adjustment by reference to the adjustment in respect of such Potential Adjustment Event made by an exchange on which options or futures contracts on the Underlying Stock are traded.
- (b) *Definitions.* “**Potential Adjustment Event**” means any of the following:
  - (i) a subdivision, consolidation, reclassification or other restructuring of the Underlying Stock (excluding a Merger Event) or a free distribution or dividend of any such Underlying Stock to existing holders by way of bonus, capitalisation or similar issue;
  - (ii) a distribution or dividend to existing holders of the Underlying Stock of (1) such Underlying Stock, or (2) other share capital or securities granting the right to payment of dividends and/or the proceeds of liquidation of the Company equally or proportionately with such payments to holders of such Underlying Stock, or (3) share capital or other securities of another issuer acquired by the Company as a result of a “spin-off” or other similar transaction, or (4) any other type of securities, rights or warrants or other assets, in any case for payment (in cash or otherwise) at less than the prevailing market price as determined by the Issuer;
  - (iii) an extraordinary dividend;
  - (iv) a call by the Company in respect of the Underlying Stock that is not fully paid;
  - (v) a repurchase by the Company of the Underlying Stock whether out of profits or capital and whether the consideration for such repurchase is cash, securities or otherwise;
  - (vi) with respect to a Company an event that results in any shareholder rights pursuant to a shareholder rights agreement or other plan or arrangement of

the type commonly referred to as a “poison pill” being distributed, or becoming separated from shares of common stock or other shares of the capital stock of such Company (provided that any adjustment effected as a result of such an event shall be readjusted upon any redemption of such rights); or

- (vii) any other event that may have, in the opinion of the Issuer, a dilutive or concentrative or other effect on the theoretical value of the Underlying Stock.
- (c) *Merger Event, Tender Offer, Nationalisation and Insolvency.* If a Merger Event, Tender Offer, Nationalisation or Insolvency occurs in relation to the Underlying Stock, the Issuer may take any action described below:
- (i) determine the appropriate adjustment, if any, to be made to any one or more of the Conditions to account for the Merger Event, Tender Offer, Nationalisation or Insolvency, as the case may be, and determine the effective date of that adjustment. The Issuer may, but need not, determine the appropriate adjustment by reference to the adjustment in respect of the Merger Event, Tender Offer, Nationalisation or Insolvency made by an options exchange to options on the Underlying Stock traded on that options exchange;
  - (ii) cancel the Certificates by giving notice to the Certificate Holders in accordance with Condition 9. If the Certificates are so cancelled, the Issuer will pay an amount to each Certificate Holder in respect of each Certificate held by such Certificate Holder which amount shall be the fair market value of a Certificate taking into account the Merger Event, Tender Offer, Nationalisation or Insolvency, as the case may be, less the cost to the Issuer and/or any of its affiliates of unwinding any underlying related hedging arrangements, all as determined by the Issuer in its reasonable discretion. Payment will be made in such manner as shall be notified to the Certificate Holders in accordance with Condition 9; or
  - (iii) following any adjustment to the settlement terms of options on the Underlying Stock on such exchange(s) or trading system(s) or quotation system(s) as the Issuer in its reasonable discretion shall select (the “**Option Reference Source**”) make a corresponding adjustment to any one or more of the Conditions, which adjustment will be effective as of the date determined by the Issuer to be the effective date of the corresponding adjustment made by the Option Reference Source. If options on the Underlying Stock are not traded on the Option Reference Source, the Issuer will make such adjustment, if any, to any one or more of the Conditions as the Issuer determines appropriate, with reference to the rules and precedents (if any) set by the Option Reference Source, to account for the Merger Event, Tender Offer, Nationalisation or Insolvency, as the case may be, that in the determination of the Issuer would have given rise to an adjustment by the Option Reference Source if such options were so traded.

Once the Issuer determines that its proposed course of action in connection with a Merger Event, Tender Offer, Nationalisation or Insolvency, it shall give notice to the Certificate Holders in accordance with Condition 9 stating the occurrence of the Merger Event, Tender Offer, Nationalisation or Insolvency, as the case may be, giving details thereof and the action proposed to be taken in relation thereto. Certificate Holders should be aware that due to the nature of such events, the Issuer will not make an



immediate determination of its proposed course of action or adjustment upon the announcement or occurrence of a Merger Event, Tender Offer, Nationalisation or Insolvency.

- (d) *Definitions.* “**Insolvency**” means that by reason of the voluntary or involuntary liquidation, bankruptcy, insolvency, dissolution or winding-up of or any analogous proceeding affecting a Company (i) all the Underlying Stock of that Company is required to be transferred to a trustee, liquidator or other similar official or (ii) holders of the Underlying Stock of that Company become legally prohibited from transferring them. “**Merger Date**” means the closing date of a Merger Event or, where a closing date cannot be determined under the local law applicable to such Merger Event, such other date as determined by the Issuer. “**Merger Event**” means, in respect of the Underlying Stock, any (i) reclassification or change of such Underlying Stock that results in a transfer of or an irrevocable commitment to transfer all of such Underlying Stock outstanding to another entity or person, (ii) consolidation, amalgamation, merger or binding share exchange of a Company with or into another entity or person (other than a consolidation, amalgamation, merger or binding share exchange in which such Company is the continuing entity and which does not result in reclassification or change of all of such Underlying Stock outstanding), (iii) takeover offer, exchange offer, solicitation, proposal or other event by any entity or person to purchase or otherwise obtain 100 per cent. of the outstanding Underlying Stock of the Company that results in a transfer of or an irrevocable commitment to transfer all such Underlying Stock (other than such Underlying Stock owned or controlled by such other entity or person), or (iv) consolidation, amalgamation, merger or binding share exchange of the Company or its subsidiaries with or into another entity in which the Company is the continuing entity and which does not result in a reclassification or change of all such Underlying Stock outstanding but results in the outstanding Underlying Stock (other than Underlying Stock owned or controlled by such other entity) immediately prior to such event collectively representing less than 50 per cent. of the outstanding Underlying Stock immediately following such event, in each case if the Merger Date is on or before the Valuation Date. “**Nationalisation**” means that all the Underlying Stock or all or substantially all of the assets of a Company are nationalised, expropriated or are otherwise required to be transferred to any governmental agency, authority, entity or instrumentality thereof. “**Tender Offer**” means a takeover offer, tender offer, exchange offer, solicitation, proposal or other event by any entity or person that results in such entity or person purchasing, or otherwise obtaining or having the right to obtain, by conversion or other means, greater than 10 per cent. and less than 100 per cent. of the outstanding voting shares of the Company, as determined by the Issuer, based upon the making of filings with governmental or self-regulatory agencies or such other information as the Issuer deems relevant.
- (e) *Other Adjustments.* Except as provided in this Condition 6 and Conditions 10 and 12, adjustments will not be made in any other circumstances, subject to the right reserved by the Issuer (such right to be exercised in the Issuer's sole discretion and without any obligation whatsoever) to make such adjustments and amendments as it believes appropriate in circumstances where an event or events occur which it believes in its sole discretion (and notwithstanding any prior adjustment made pursuant to the above) should, in the context of the issue of the Certificates and the obligations of the Issuer, give rise to such adjustment or, as the case may be, amendment provided that such adjustment or, as the case may be, amendment is considered by the Issuer not to be materially prejudicial to the Certificate Holders generally (without considering the

circumstances of any individual Certificate Holder or the tax or other consequences of such adjustment or amendment in any particular jurisdiction).

- (f) *Notice of Adjustments.* All determinations made by the Issuer pursuant hereto will be conclusive and binding on the Certificate Holders. The Issuer will give, or procure that there is given, notice as soon as practicable of any adjustment and of the date from which such adjustment is effective by publication in accordance with Condition 9. For the avoidance of doubt, no notice will be given if the Issuer determines that adjustments will not be made.

## **7. Purchases**

The Issuer, the Guarantor or any of their respective subsidiaries may at any time purchase Certificates at any price in the open market or by tender or by private treaty. Any Certificates so purchased may be held or resold or surrendered for cancellation.

## **8. Meetings of Certificate Holders; Modification**

- (a) *Meetings of Certificate Holders.* The Master Warrant Agent Agreement or Warrant Agent Agreement contains provisions for convening meetings of the Certificate Holders to consider any matter affecting their interests, including the sanctioning by Extraordinary Resolution (as defined in the Master Warrant Agent Agreement or Warrant Agent Agreement) of a modification of the provisions of the Certificates or of the Master Warrant Agent Agreement or Warrant Agent Agreement.

At least 21 days' notice (exclusive of the day on which the notice is given and of the day on which the meeting is held) specifying the date, time and place of the meeting shall be given to the Certificate Holders.

Such a meeting may be convened by the Issuer or by Certificate Holders holding not less than ten per cent. of the Certificates for the time being remaining unexercised. The quorum at any such meeting for passing an Extraordinary Resolution will be two or more persons holding or representing not less than 25 per cent. of the Certificates for the time being remaining unexercised, or at any adjourned meeting, two or more persons being or representing Certificate Holders whatever the number of Certificates so held or represented.

A resolution will be an Extraordinary Resolution when it has been passed at a duly convened meeting by not less than three-quarters of the votes cast by such Certificate Holders who, being entitled to do so, vote in person or by proxy.

An Extraordinary Resolution passed at any meeting of the Certificate Holders shall be binding on all the Certificate Holders whether or not they are present at the meeting. Resolutions can be passed in writing if passed unanimously.

- (b) *Modification.* The Issuer may, without the consent of the Certificate Holders, effect (i) any modification of the provisions of the Certificates or the Master Instrument which is not materially prejudicial to the interests of the Certificate Holders or (ii) any modification of the provisions of the Certificates or the Master Instrument which is of a formal, minor or technical nature, which is made to correct an obvious error or which is necessary in order to comply with mandatory provisions of Singapore law. Any such modification shall be binding on the Certificate Holders and shall be notified to them by the Warrant Agent before the date such modification becomes effective or as soon as practicable thereafter in accordance with Condition 9.

## **9. Notices**

- (a) *Documents.* All cheques and other documents required or permitted by these Conditions to be sent to a Certificate Holder or to which a Certificate Holder is entitled or which the Issuer shall have agreed to deliver to a Certificate Holder may be delivered by hand or sent by post addressed to the Certificate Holder at his address appearing in the records maintained by CDP or, in the case of joint Certificate Holders, addressed to the joint holder first named at his address appearing in the records maintained by CDP, and airmail post shall be used if that address is not in Singapore. All documents delivered or sent in accordance with this paragraph shall be delivered or sent at the risk of the relevant Certificate Holder.
- (b) *Notices.* All notices to Certificate Holders will be validly given if published in English on the web-site of the SGX-ST. Such notices shall be deemed to have been given on the date of the first such publication. If publication on the web-site of the SGX-ST is not practicable, notice will be given in such other manner as the Issuer may determine. The Issuer shall, at least one month prior to the expiry of any Certificate, give notice of the date of expiry of such Certificate in the manner prescribed above.

## **10. Liquidation**

In the event of a liquidation or dissolution of the Company or the appointment of a liquidator (including a provisional liquidator) or receiver or judicial manager or trustee or administrator or analogous person under Singapore or other applicable law in respect of the whole or substantially the whole of its undertaking, property or assets, all unexercised Certificates will lapse and shall cease to be valid for any purpose, in the case of voluntary liquidation, on the effective date of the relevant resolution and, in the case of an involuntary liquidation or dissolution, on the date of the relevant court order or, in the case of the appointment of a liquidator (including a provisional liquidator) or receiver or judicial manager or trustee or administrator or analogous person under Singapore or other applicable law in respect of the whole or substantially the whole of its undertaking, property or assets, on the date when such appointment is effective but subject (in any such case) to any contrary mandatory requirement of law. In the event of the voluntary liquidation of the Company, the Issuer shall make such adjustments or amendments as it reasonably believes are appropriate in the circumstances.

## **11. Further Issues**

The Issuer shall be at liberty from time to time, without the consent of the Certificate Holders, to create and issue further certificates so as to form a single series with the Certificates, subject to the approval of the SGX-ST.

## **12. Delisting**

- (a) *Delisting.* If at any time, the Underlying Stock ceases to be listed on the Relevant Stock Exchange, the Issuer shall give effect to these Conditions in such manner and make such adjustments and amendments to the rights attaching to the Certificates as it shall, in its absolute discretion, consider appropriate to ensure, so far as it is reasonably able to do so, that the interests of the Certificate Holders generally are not materially prejudiced as a consequence of such delisting (without considering the individual circumstances of any Certificate Holder or the tax or other consequences that may result in any particular jurisdiction).
- (b) *Issuer's Determination.* The Issuer shall determine, in its absolute discretion, any adjustment or amendment and its determination shall be conclusive and binding on the Certificate Holders save in the case of manifest error. Notice of any adjustments or

amendments shall be given to the Certificate Holders in accordance with Condition 9 as soon as practicable after they are determined.

### 13. Early Termination

- (a) *Early Termination for Illegality and Force Majeure, etc.* If the Issuer determines that a Regulatory Event (as defined below) has occurred and, for reasons beyond its control, the performance of its obligations under the Certificates has become illegal or impractical in whole or in part for any reason, or the Issuer determines that, for reasons beyond its control, it is no longer legal or practical for it to maintain its hedging arrangements with respect to the Certificates for any reason, the Issuer may in its discretion and without obligation terminate the Certificates early in accordance with Condition 13(d).

Should any one or more of the provisions contained in the Conditions be or become invalid, the validity of the remaining provisions shall not in any way be affected thereby.

For the purposes of this Condition:

**“Regulatory Event”** means, following the occurrence of a Change in Law (as defined below) with respect to the Issuer and/or Société Générale as Guarantor or in any other capacity (including without limitation as hedging counterparty of the Issuer, market maker of the Certificates or direct or indirect shareholder or sponsor of the Issuer) or any of its affiliates involved in the issuer of the Certificates (hereafter the **“Relevant Affiliates”** and each of the Issuer, Société Générale and the Relevant Affiliates, a **“Relevant Entity”**) that, after the Certificates have been issued, (i) any Relevant Entity would incur a materially increased (as compared with circumstances existing prior to such event) amount of tax, duty, liability, penalty, expense, fee, cost or regulatory capital charge however defined or collateral requirements for performing its obligations under the Certificates or hedging the Issuer’s obligations under the Certificates, including, without limitation, due to clearing requirements of, or the absence of, clearing of the transactions entered into in connection with the issue of, or hedging the Issuer’s obligation under, the Certificates, (ii) it is or will become for any Relevant Entity impracticable, impossible (in each case, after using commercially reasonable efforts), unlawful, illegal or otherwise prohibited or contrary, in whole or in part, under any law, regulation, rule, judgement, order or directive of any governmental, administrative or judicial authority, or power, applicable to such Relevant Entity (a) to hold, acquire, issue, reissue, substitute, maintain, settle, or as the case may be, guarantee, the Certificates, (b) to acquire, hold, sponsor or dispose of any asset(s) (or any interest thereof) of any other transaction(s) such Relevant Entity may use in connection with the issue of the Certificates or to hedge the Issuer’s obligations under the Certificates, (c) to perform obligations in connection with, the Certificates or any contractual arrangement entered into between the Issuer and Société Générale or any Relevant Affiliate (including without limitation to hedge the Issuer’s obligations under the Certificates) or (d) to hold, acquire, maintain, increase, substitute or redeem all or a substantial part of its direct or indirect shareholding in the Issuer’s capital or the capital of any Relevant Affiliate or to directly or indirectly sponsor the Issuer or any Relevant Affiliate, or (iii) there is or may be a material adverse effect on a Relevant Entity in connection with the issue of the Certificates.

**“Change in law”** means (i) the adoption, enactment, promulgation, execution or ratification of any applicable new law, regulation or rule (including, without limitation, any applicable tax law, regulation or rule) after the Certificates have been issued, (ii)

the implementation or application of any applicable law, regulation or rule (including, without limitation, any applicable tax law, regulation or rule) already in force when the Certificates have been issued but in respect of which the manner of its implementation or application was not known or unclear at the time, or (iii) the change of any applicable law, regulation or rule existing when the Certificates are issued, or the change in the interpretation or application or practice relating thereto, existing when the Certificates are issued of any applicable law, regulation or rule, by any competent court, tribunal, regulatory authority or any other entity exercising executive, legislative, judicial, taxing, regulatory or administrative powers or functions of or pertaining to government (including any additional or alternative court, tribunal, authority or entity, to that existing when the Certificates are issued).

- (b) *Early Termination for Holding Limit Event.* The Issuer may in its discretion and without obligation terminate the Certificates early in accordance with Condition 13(d) where a Holding Limit Event (as defined below) occurs.

For the purposes of this Condition:

**“Holding Limit Event”** means, assuming the investor is the Issuer and/or any of its affiliates, the Issuer together with its affiliates, in aggregate hold, an interest in the Underlying Stock, constituting or likely to constitute (directly or indirectly) ownership, control or the power to vote a percentage of any class of voting securities of the Underlying Stock, of the Underlying Stock in excess of a percentage permitted or advisable, as determined by the Issuer, for the purpose of its compliance with the Bank Holding Company Act of 1956 as amended by Section 619 of the Dodd-Frank Wall Street Reform and Consumer Protection Act (the Volcker Rule), including any requests, regulations, rules, guidelines or directives made by the relevant governmental authority under, or issued by the relevant governmental authority in connection with, such statutes.

- (c) *Early Termination for other reasons.* The Issuer reserves the right (such right to be exercised in the Issuer’s sole and unfettered discretion and without any obligation whatsoever) to terminate the Certificates in accordance with Condition 13(d) where an event or events occur which it believes in its sole discretion should, in the context of the issue of the Certificates and the obligations of the Issuer, give rise to such termination provided that such termination (i) is considered by the Issuer not to be materially prejudicial to the interests of Certificate Holders generally (without considering the circumstances of any individual Certificate Holder or the tax or other consequences of such termination in any particular jurisdiction); or (ii) is otherwise considered by the Issuer to be appropriate and such termination is approved by the SGX-ST.
- (d) *Termination.* If the Issuer terminates the Certificates early, then the Issuer will give notice to the Certificate Holders in accordance with Condition 9. The Issuer will, if and to the extent permitted by applicable law, pay an amount to each Certificate Holder in respect of each Certificate held by such holder equal to the fair market value of a Certificate notwithstanding such illegality, impracticality or the relevant event less the cost to the Issuer of unwinding any underlying related hedging arrangements, all as determined by the Issuer in its sole and absolute discretion. Payment will be made in such manner as shall be notified to the Certificate Holders in accordance with Condition 9.

#### **14. Substitution of the Issuer**

The Issuer may be replaced by the Guarantor or any subsidiary of the Guarantor as principal obligor in respect of the Certificates without the consent of the relevant Certificate Holders. If the Issuer determines that it shall be replaced by the Guarantor or any subsidiary of the Guarantor (the “**Substituted Obligor**”), it shall give at least 90 days’ notice (exclusive of the day on which the notice is given and of the day on which the substitution is effected) specifying the date of the substitution, in accordance with Condition 9, to the Certificate Holders of such event and, immediately on the expiry of such notice, the Substituted Obligor shall become the principal obligor in place of the Issuer and the Certificate Holders shall thereupon cease to have any rights or claims whatsoever against the Issuer.

Upon any such substitution, all references to the Issuer in the Conditions and all agreements relating to the Certificates will be to the Substituted Obligor and the Certificates will be modified as required, and the Certificate Holders will be notified of the modified terms and conditions of such Certificates in accordance with Condition 9.

For the purposes of this Condition, it is expressly agreed that by subscribing to, acquiring or otherwise purchasing or holding the Certificates, the Certificate Holders are expressly deemed to have consented to the substitution of the Issuer by the Substituted Obligor and to the release of the Issuer from any and all obligations in respect of the Certificates and all agreements relating thereto and are expressly deemed to have accepted such substitution and the consequences thereof.

#### **15. Governing Law**

The Certificates, the Master Instrument and the Master Warrant Agent Agreement or Warrant Agent Agreement will be governed by and construed in accordance with Singapore law. The Issuer and the Guarantor and each Certificate Holder (by its purchase of the Certificates) shall be deemed to have submitted for all purposes in connection with the Certificates, the Master Instrument and the Master Warrant Agent Agreement or Warrant Agent Agreement to the non-exclusive jurisdiction of the courts of Singapore. The Guarantee shall be governed by and construed in accordance with Singapore law.

#### **16. Prescription**

Claims against the Issuer for payment of any amount in respect of the Certificates will become void unless made within six years of the Expiry Date and, thereafter, any sums payable in respect of such Certificates shall be forfeited and shall revert to the Issuer.

#### **17. Contracts (Rights of Third Parties) Act 2001 of Singapore**

Unless otherwise provided in the Global Warrant, the Master Instrument and the Master Warrant Agent Agreement or Warrant Agent Agreement, a person who is not a party to any contracts made pursuant to the Global Warrant, the Master Instrument and the Master Warrant Agent Agreement or Warrant Agent Agreement has no rights under the Contracts (Rights of Third Parties) Act 2001 of Singapore to enforce any terms of such contracts. Except as expressly provided herein, the consent of any third party is not required for any subsequent agreement by the parties hereto to amend or vary (including any release or compromise of any liability) or terminate such contracts.

## SUMMARY OF THE ISSUE

*The following is a summary of the issue and should be read in conjunction with, and is qualified by reference to, the other information set out in this document and the Base Listing Document. Terms used in this Summary are defined in the Conditions.*

Issuer:	SG Issuer
Company:	Sunny Optical Technology (Group) Company Limited
The Certificates:	European Style Cash Settled Short Certificates relating to the Underlying Stock
Number:	8,400,000 Certificates
Form:	The Certificates will be issued subject to, and with the benefit of, a master instrument by way of deed poll dated 17 June 2022 (the “ <b>Master Instrument</b> ”) and executed by the Issuer and the Guarantor and a master warrant agent agreement dated 29 May 2017 (the “ <b>Master Warrant Agent Agreement</b> ”) and made between the Issuer, the Guarantor and the Warrant Agent.
Cash Settlement Amount:	In respect of each Certificate, is the amount (if positive) equal to: Notional Amount per Certificate x Closing Level
Denominations:	Certificates are represented by a global warrant in respect of all the Certificates.
Exercise:	The Certificates may only be exercised on the Expiry Date or if the Expiry Date is not a Business Day, the immediately preceding Business Day, in a Board Lot or integral multiples thereof. Certificate Holders will not be required to deliver an exercise notice. If the Cash Settlement Amount (less any Exercise Expenses) is positive, all Certificates will be deemed to have been automatically exercised at 10:00 a.m. (Singapore time) on the Expiry Date or if the Expiry Date is not a Business Day, the immediately preceding Business Day. The Cash Settlement Amount less the Exercise Expenses in respect of the Certificates shall be paid in the manner set out in Condition 4(c) of the Conditions. In the event the Cash Settlement Amount (less any Exercise Expenses) is zero, all Certificates shall be deemed to have expired at 10:00 a.m. (Singapore time) on the Expiry Date or if the Expiry Date is not a Business Day, the immediately preceding Business Day, and Certificate Holders shall not be entitled to receive any payment from the Issuer in respect of the Certificates.
Exercise and Trading Currency:	SGD
Board Lot:	100 Certificates

- Transfers of Certificates:** Certificates may only be transferred in Board Lots (or integral multiples thereof). All transfers in Certificates, in the open market or otherwise, must be effected through a securities account with CDP. Title will pass upon registration of the transfer in the records of CDP.
- Listing:** Application has been made to the SGX-ST for permission to deal in and for quotation of the Certificates and the SGX-ST has agreed in principle to grant permission to deal in and for quotation of the Certificates. Issue of the Certificates is conditional on such listing being granted. It is expected that dealings in the Certificates on the SGX-ST will commence on or about 7 February 2023.
- Governing Law:** The laws of Singapore
- Warrant Agent:** The Central Depository (Pte) Limited  
11 North Buona Vista Drive  
#06-07 The Metropolis Tower 2  
Singapore 138589
- Further Issues:** Further issues which will form a single series with the Certificates will be permitted, subject to the approval of the SGX-ST.

The above summary is qualified in its entirety by reference to the detailed information appearing elsewhere in this document and the Base Listing Document.



## INFORMATION RELATING TO THE EUROPEAN STYLE CASH SETTLED SHORT CERTIFICATES ON SINGLE EQUITIES

### What are European Style Cash Settled Short Certificates on Single Equities?

European style cash settled short certificates on single equities (the “**Certificates**”) are structured products relating to the Underlying Stock and the return on a Certificate is linked to the performance of the Leverage Inverse Strategy.

#### **A) Cash Settlement Amount Payable upon the Exercise of the Certificates at Expiry**

Upon the exercise of the Certificates at expiry, the Certificate Holders would be paid a Cash Settlement Amount in respect of each Certificate.

The Cash Settlement Amount, in respect of each Certificate, shall be an amount payable in the Settlement Currency equal to the Closing Level multiplied by the Notional Amount per Certificate.

The Closing Level, in respect of each Certificate, shall be an amount payable in the Settlement Currency equal to (1) divided by (2) less (3) subject to any adjustments such as (4), where:

- (1) is the Final Reference Level multiplied by the Final Exchange Rate;
- (2) is the Initial Reference Level multiplied by the Initial Exchange Rate;
- (3) is the Strike Level; and
- (4) is the Hedging Fee Factor.

If the Cash Settlement Amount (less any Exercise Expenses) is positive, all Certificates shall be deemed to have been automatically exercised and investors will receive a Cash Settlement Amount. If the Cash Settlement Amount (less any Exercise Expenses) is zero, all Certificates shall be deemed to have expired. Please refer to the section headed “Terms and Conditions of the European Style Cash Settled Long/Short Certificates on Single Equities” for further details on the calculation of the Cash Settlement Amount.

The Certificates are only suitable for investors who believe that the price of the Underlying Stock will decrease and are seeking short-term leveraged inverse exposure to the Underlying Stock.

#### **B) Trading the Certificates before Expiry**

If the Certificate Holders want to cash out their investments in the Certificates before the expiry of the Certificates, they may sell the Certificates in the secondary market during the life of the Certificates, and would be subject to the following fees and charges:

- (i) For Certificate Holders who trade the Certificates intraday: shall pay normal transaction and brokerage fees for the trading of the Certificates on the SGX-ST, and may be required to pay stamp taxes or other documentary charges in accordance with the laws and practices of the country where the Certificates are transferred; and
- (ii) For Certificate Holders who hold the Certificates overnight: in addition to the normal transaction and brokerage fees and applicable stamp taxes, would also be required to bear the Management Fee and Gap Premium as well as certain costs embedded within the Leverage Inverse Strategy including the Stock Borrowing Cost and Rebalancing Cost.

### Illustration of the Calculation of Hedging Fee Factor

Hedging Fee Factor	=	Product of the Daily Fees
--------------------	---	---------------------------

Daily Fees	=	<b>Daily Management Fee Adjustment</b>
		1 – Management Fee x ACT (t-1;t) / 360
		x
		<b>Daily Gap Premium Adjustment</b>
		1 – Gap Premium (t-1) x ACT (t-1;t) / 360

### Illustration of the Calculation of Cash Settlement Amount

Cash Settlement Amount = Final Value of Certificates – Strike Level (zero)

Value of Certificates	=	t <sup>0</sup> =0	x	t=1	x	t=2	x ...	t=i			
		Notional Amount		Leverage Inverse Strategy daily performance <sup>8</sup>		x		Daily Fees	Leverage Inverse Strategy daily performance	x	Daily Fees

Value of Certificates	=	t=0	x	<b>Product of the daily Leverage Inverse Strategy Performance</b>	x	<b>Product of the Daily Fees (Hedging Fee Factor)</b>				
		Notional Amount		Leverage Inverse Strategy daily performance		x	Leverage Inverse Strategy daily performance	Daily Fees	x	Daily Fees

Final Value of Certificates	=	t=0	x	Final Reference Level x Final Exchange Rate	÷	x	Hedging Fee Factor
		Notional Amount		Initial Reference Level x Initial Exchange Rate			

### Illustration of the applicable fees and charges for an intraday trading scenario

Hedging Fee is implemented overnight in the price of the Certificate. As a consequence, when trading intraday, investors will not bear any Hedging Fee.

Investors will only support bid/ask costs, which are the difference between the price at which the Designated Market Maker purchases (bid) and sells (ask) the Certificate at any point of time.

<sup>7</sup> "t" refers to "Observation Date" which means each Underlying Stock Business Day (subject to Market Disruption Event) from (and including) the Underlying Stock Business Day immediately preceding the Expected Listing Date to the Valuation Date.

<sup>8</sup> Leverage Inverse Strategy daily performance is computed as the Leverage Inverse Strategy Closing Level on Business Day (t) divided by the Leverage Inverse Strategy Closing Level on Business Day (t-1).

## Example of Calculation of Hedging Fee Factor and Cash Settlement Amount

*The example is purely hypothetical. We include the example to illustrate how the Certificates work, and you MUST NOT rely on them as any indication of the actual return or what the payout on the Certificates might actually be. The example also assumes a product which expires 16 days after listing date, to illustrate the daily calculation of price, costs and fees from listing date to expiry date.*

Assuming an investor purchases the following Certificates at the Issue Price:

Underlying Stock:	Ordinary shares of Sunny Optical Technology (Group) Company Limited
Expected Listing Date:	<b>03/07/2018</b>
Expiry Date:	<b>18/07/2018</b>
Initial Reference Level:	<b>1,000</b>
Initial Exchange Rate:	<b>1</b>
Final Reference Level:	<b>1,200</b>
Final Exchange Rate:	<b>1</b>
Issue Price:	<b>1.20 SGD</b>
Notional Amount per Certificate:	<b>1.20 SGD</b>
Management Fee (p.a.):	<b>0.40%</b>
Gap Premium (p.a.):	<b>8.00%</b>
Strike Level:	Zero

### Hedging Fee Factor

Hedging Fee Factor on the  $n^{\text{th}}$  Underlying Stock Business Day after issuance of Certificate ("HFF (n)") is calculated as follows:

$$\text{HFF}(0) = 100\%$$

On Next Calendar Day (assuming it is an Underlying Stock Business Day):

$$\text{HFF}(1) = \text{HFF}(0) \times \left(1 - \text{Management Fee} \times \frac{\text{ACT}(t-1; t)}{360}\right) \times \left(1 - \text{Gap Premium} \times \frac{\text{ACT}(t-1; t)}{360}\right)$$

$$\text{HFF}(1) = 100\% \times \left(1 - 0.40\% \times \frac{1}{360}\right) \times \left(1 - 8.00\% \times \frac{1}{360}\right)$$

$$\text{HFF}(1) = 100\% \times 99.9989\% \times 99.9778\% \approx 99.9767\%$$

Assuming 2<sup>nd</sup> Underlying Stock Business Day falls 3 Calendar Days after 1<sup>st</sup> Underlying Stock Business Day:

$$\text{HFF (2)} = \text{HFF (1)} \times \left(1 - \text{Management Fee} \times \frac{\text{ACT (t-1; t)}}{360}\right) \times \left(1 - \text{Gap Premium} \times \frac{\text{ACT (t-1; t)}}{360}\right)$$

$$\text{HFF (2)} = 99.9767\% \times \left(1 - 0.40\% \times \frac{3}{360}\right) \times \left(1 - 8.00\% \times \frac{3}{360}\right)$$

$$\text{HFF (2)} = 99.9767\% \times 99.9967\% \times 99.9333\% \approx 99.9067\%$$

The same principle applies to the following Underlying Stock Business Days:

$$\text{HFF (n)} = \text{HFF (n-1)} \times \left(1 - \text{Management Fee} \times \frac{\text{ACT (t-1; t)}}{360}\right) \times \left(1 - \text{Gap Premium} \times \frac{\text{ACT (t-1; t)}}{360}\right)$$

In this example, the Hedging Fee Factor as of the Valuation Date would be equal to 99.6505% as illustrated below:

Date	HFF
3/7/2018	100.0000%
4/7/2018	99.9767%
5/7/2018	99.9533%
6/7/2018	99.9300%
9/7/2018	99.8601%
10/7/2018	99.8368%
11/7/2018	99.8135%
12/7/2018	99.7902%
13/7/2018	99.7669%
16/7/2018	99.6971%
17/7/2018	99.6738%
18/7/2018	99.6505%

### Cash Settlement Amount

In this example, the Closing Level and the Cash Settlement Amount would be computed as follows:

$$\begin{aligned} \text{Closing Level} &= [(\text{Final Reference Level} \times \text{Final Exchange Rate}) / (\text{Initial Reference Level} \times \text{Initial Exchange Rate}) - \text{Strike Level}] \times \text{Hedging Fee Factor} \\ &= [(1200 \times 1) / (1000 \times 1) - 0] \times 99.6505\% \\ &= 119.58\% \end{aligned}$$

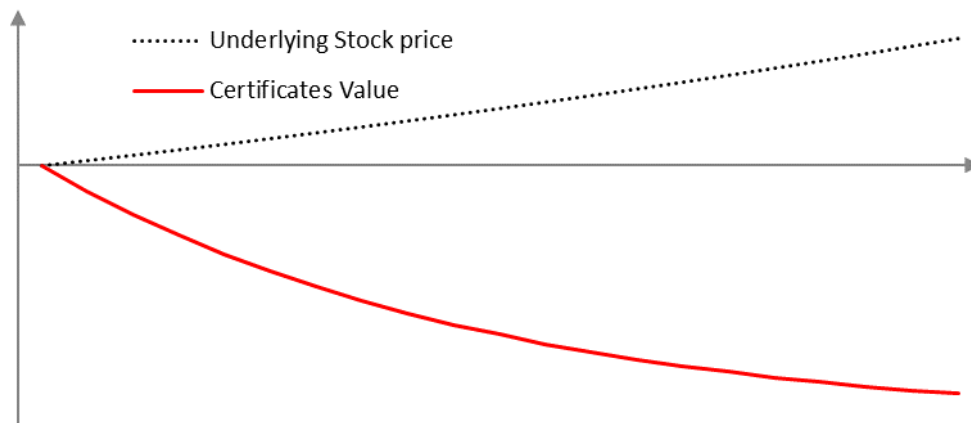
$$\begin{aligned} \text{Cash Settlement Amount} &= \text{Closing Level} \times \text{Notional Amount per Certificate} \\ &= 119.58\% \times 1.20 \text{ SGD} \\ &= \mathbf{1.435 \text{ SGD}} \end{aligned}$$

## Illustration on how returns and losses can occur under different scenarios

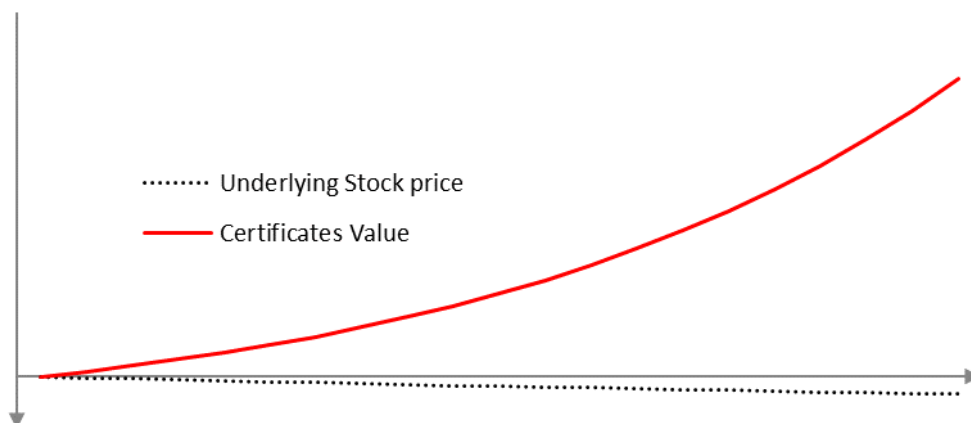
The examples are purely hypothetical and do not take fees and charges payable by investors into consideration. The examples highlight the effect of the Underlying Stock performance on the value of the Certificates and do not take into account the possible influence of fees, exchange rates, dividends, or any other market parameters.

### 1. Illustrative examples

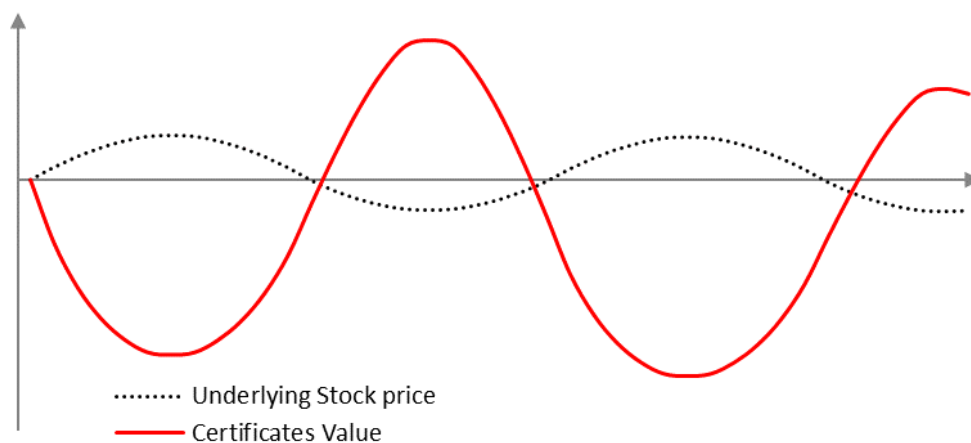
#### Scenario 1 – Upward Trend



#### Scenario 2 – Downward Trend



#### Scenario 3 – Volatile Market



## 2. Numerical Examples

### Scenario 1 – Upward Trend

<b>Underlying Stock</b>						
	Day 0	Day 1	Day 2	Day 3	Day 4	Day 5
Daily return		2.0%	2.0%	2.0%	2.0%	2.0%
Value at end of day	10,000.0	10,200.0	10,404.0	10,612.1	10,824.3	11,040.8
Accumulated Return		2.00%	4.04%	6.12%	8.24%	10.41%

<b>Value of the Certificates</b>						
	Day 0	Day 1	Day 2	Day 3	Day 4	Day 5
Daily return		-10.0%	-10.0%	-10.0%	-10.0%	-10.0%
Price at end of day	1.2	1.08	0.97	0.87	0.79	0.71
Accumulated Return		-10.00%	-19.00%	-27.10%	-34.39%	-40.95%

### Scenario 2 – Downward Trend

<b>Underlying Stock</b>						
	Day 0	Day 1	Day 2	Day 3	Day 4	Day 5
Daily return		-2.0%	-2.0%	-2.0%	-2.0%	-2.0%
Value at end of day	10,000.0	9,800.0	9,604.0	9,411.9	9,223.7	9,039.2
Accumulated Return		-2.00%	-3.96%	-5.88%	-7.76%	-9.61%

<b>Value of the Certificates</b>						
	Day 0	Day 1	Day 2	Day 3	Day 4	Day 5
Daily return		10.0%	10.0%	10.0%	10.0%	10.0%
Price at end of day	1.2	1.32	1.45	1.60	1.76	1.93
Accumulated Return		10.00%	21.00%	33.10%	46.41%	61.05%

### Scenario 3 – Volatile Market

<b>Underlying Stock</b>						
	Day 0	Day 1	Day 2	Day 3	Day 4	Day 5
Daily return		2.0%	-2.0%	2.0%	-2.0%	2.0%
Value at end of day	10,000.0	10,200.0	9,996.0	10,195.9	9,992.0	10,191.8
Accumulated Return		2.00%	-0.04%	1.96%	-0.08%	1.92%

<b>Value of the Certificates</b>						
	Day 0	Day 1	Day 2	Day 3	Day 4	Day 5
Daily return		-10.0%	10.0%	-10.0%	10.0%	-10.0%
Price at end of day	1.2	1.08	1.19	1.07	1.18	1.06
Accumulated Return		-10.00%	-1.00%	-10.90%	-1.99%	-11.79%

## Description of Air Bag Mechanism

The Certificates integrate an “Air Bag Mechanism” which is designed to reduce exposure to the Underlying Stock during extreme market conditions.

When the Air Bag triggers, a 30-minute period starts. This period is divided into two sub-periods:

- Observation Period: during 15 minutes after the Air Bag trigger, the price of the Underlying Stock is observed and its maximum price is recorded; and
- Reset Period: after 15 minutes, the Leverage Inverse Strategy is reset using the maximum price of the Underlying Stock during the Observation Period as the New Observed Price. The New Observed Price replaces the last closing price of the Underlying Stock in order to compute the performance of the Leverage Inverse Strategy, 30 minutes after the Air Bag trigger.

Trading of Certificates is suspended for at least 30 minutes after the Air Bag is triggered and does not take into account the mid-day break. Investors cannot sell or purchase any Certificates during this period.

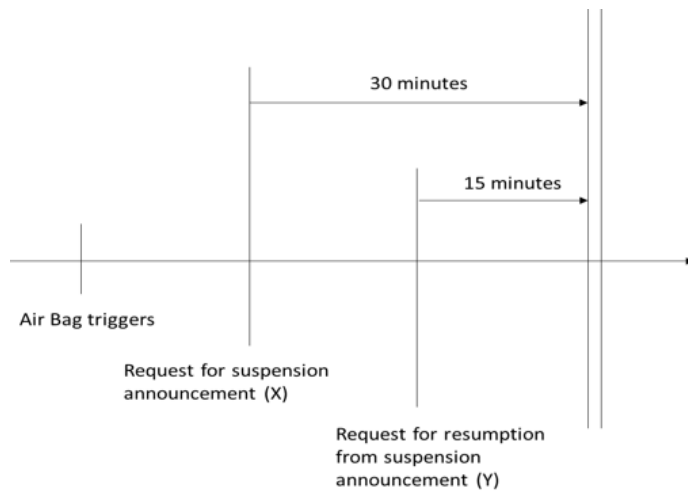
The performance of the Leverage Inverse Strategy will be the inverse of the Underlying Stock.

### Air Bag Mechanism timeline

Air Bag Trigger	Observation Period	Resumption of Trading
More than 45 minutes before Market Close		Trading resumes the same day between 30 and 45 minutes after Air Bag Trigger
Less than 45 minutes before Market Close and more than 15 minutes before Market Close	First 15 minutes after Air Bag Trigger	Next trading day at Market Open
15 minutes or less than 15 minutes before Market Close	From Air Bag Trigger to Market Close	

With **Market Close** defined as:

- Underlying Stock closing time with respect to the Observation Period
- The sooner between Underlying Stock closing time and SGX closing time with respect to the Resumption of Trading

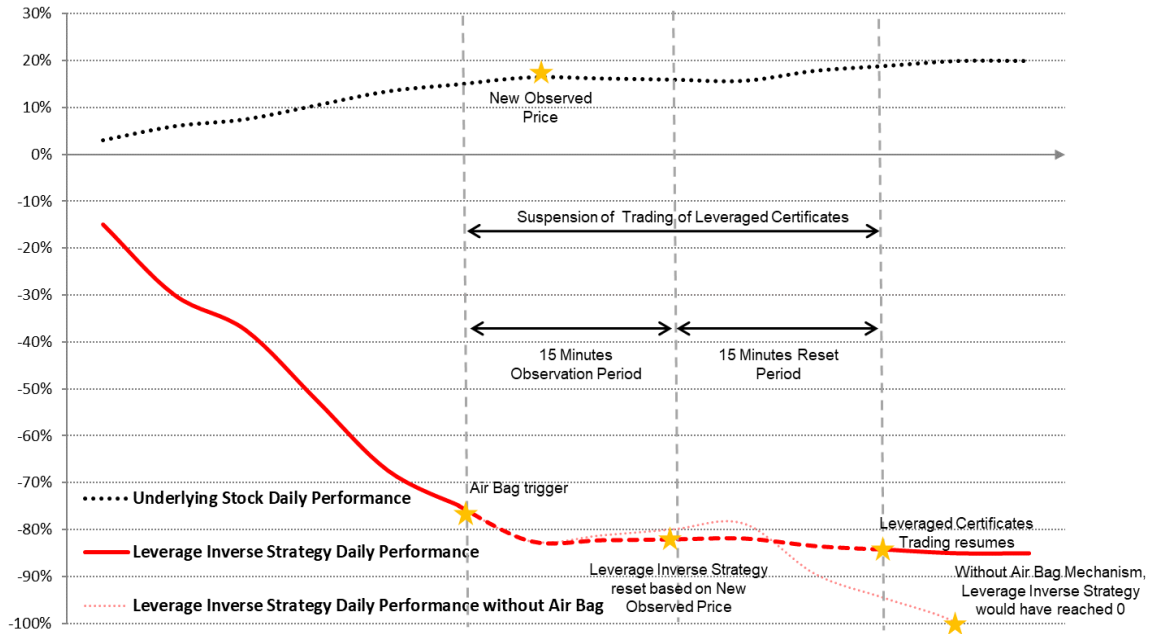


- The later between  $X+30$  minutes or  $Y+15$  minutes will be the earliest time the Certificates can be resumed, the next quarter-of-an-hour of which will be the scheduled resumption time of the Certificates
- If the scheduled resumption time of the Certificates is at or later than the scheduled closing time of the underlying asset, the Certificates will resume at 9 a.m. on the next SGX-ST trading day

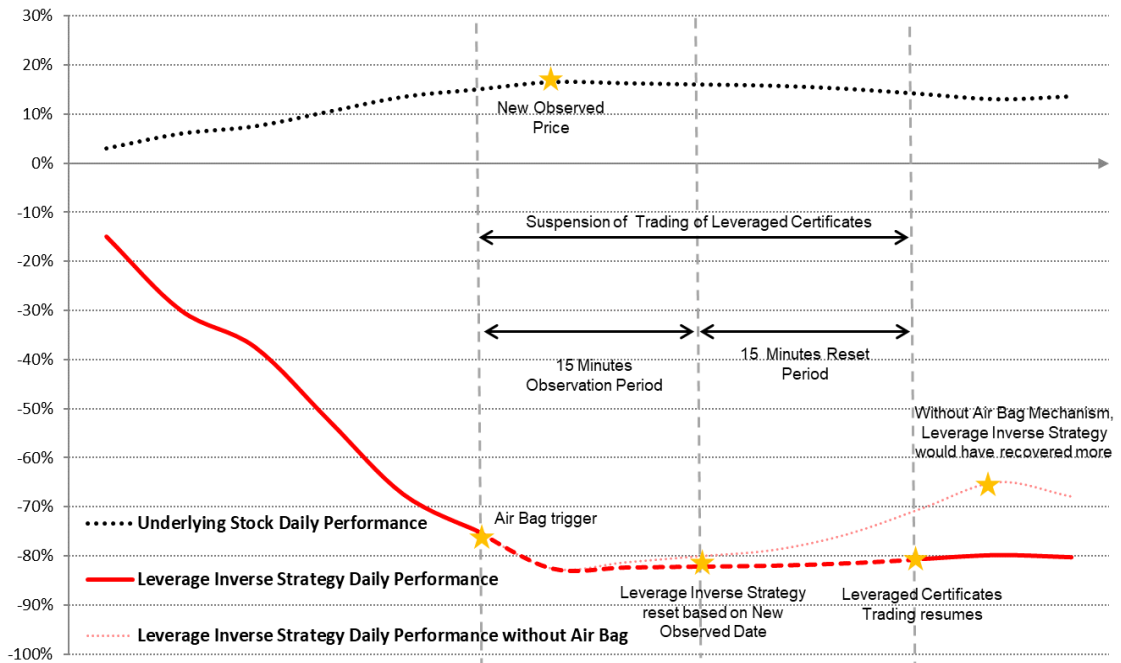


Illustrative examples of the Air Bag Mechanism<sup>9</sup>

Scenario 1 – Upward Trend after Air Bag trigger



Scenario 2 – Downward Trend after Air Bag trigger



<sup>9</sup> The illustrative examples are not exhaustive.

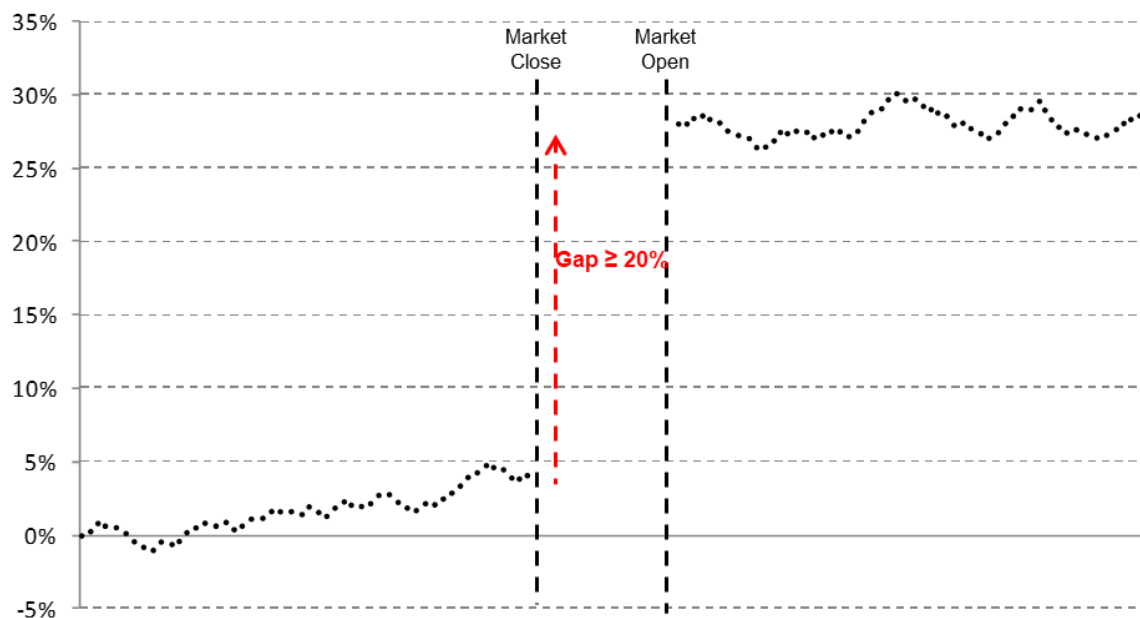
## Scenarios where the investor may lose the entire value of the investment

The scenarios below are purely hypothetical and do not take fees and charges payable by investors into consideration. The scenarios highlight cases where the Certificates may lose 100% of their value.

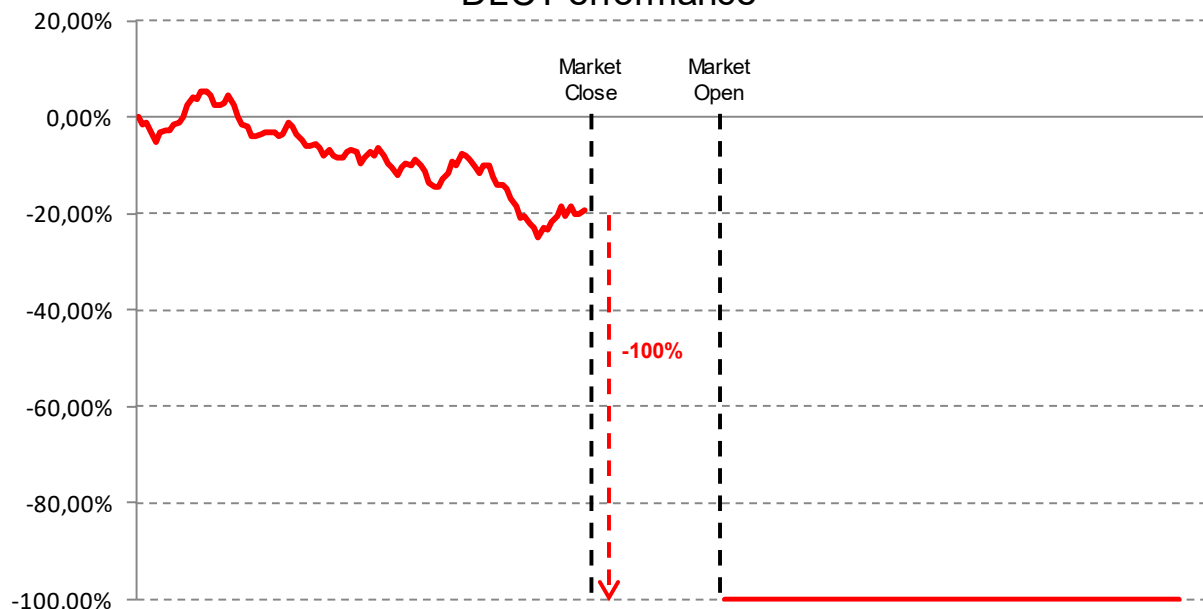
### Scenario 1 – Overnight rise of the Underlying Stock

On any business day, the opening price of the Underlying Stock may be higher or lower than the closing price on the previous day. The difference between the previous closing price and the opening price of the Underlying Stock is termed a “gap”. If the opening price of the Underlying Stock is 20% or more above the previous day closing price, the Air Bag Mechanism would only be triggered when the market opens (including the pre-opening session) the following day, and the Certificates would lose their entire value in such event.

#### Underlying Stock Performance

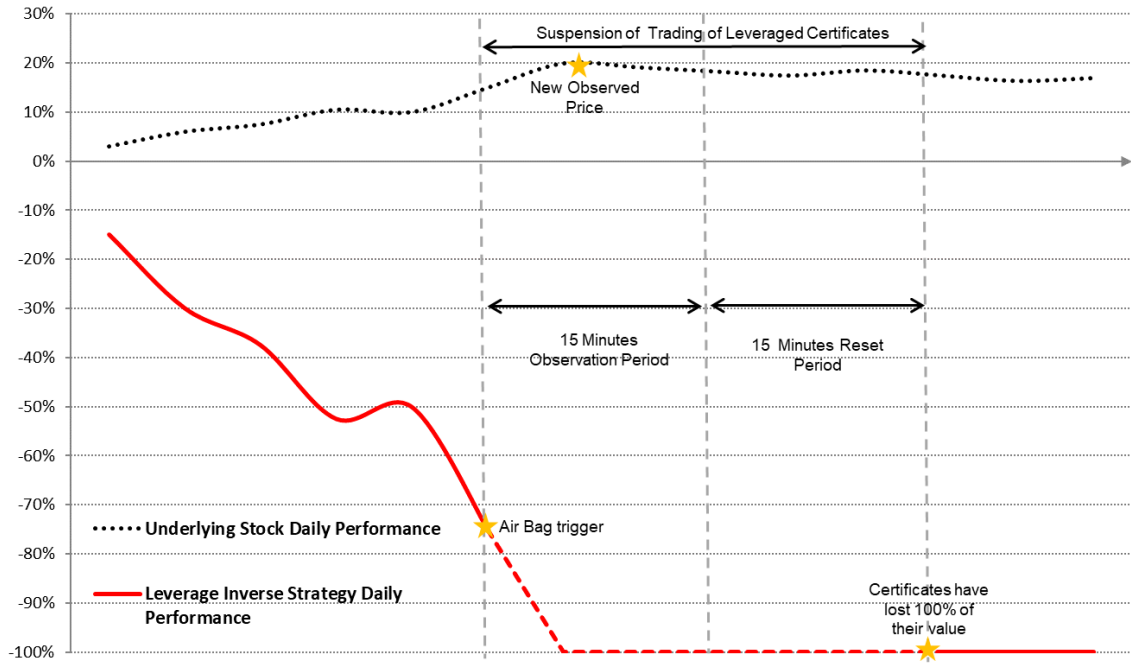


#### DLC Performance



Scenario 2 – Sharp intraday rise of the Underlying Stock

Although the Air Bag Mechanism is designed to reduce the exposure to the Underlying Stock during extreme market conditions, the Certificate can lose 100% of its value in the event the price of the Underlying Stock rises by 20% or more within the 15 minutes Observation Period compared to the reference price, being: (i) if air bag has not been previously triggered on the same day, the previous closing price of the Underlying Stock, or (ii) if one or more air bag have been previously triggered on the same day, the latest New Observed Price. The Certificates would lose their entire value in such event.



## Examples and illustrations of adjustments due to certain corporate actions

*The examples are purely hypothetical and do not take fees and charges payable by investors into consideration. The examples highlight the effect of corporate actions on the value of the Certificates and do not take into account the possible influence of fees, exchange rates, or any other market parameters.*

In the case of any corporate action on the Underlying Stock, the Calculation Agent will, as soon as reasonably practical after it becomes aware of such event, determine whether such corporate action has a dilutive or concentrative effect on the theoretical value of the Underlying Stock, and if so, will (a) calculate the corresponding adjustment, if any, to be made to the elements relating to the Underlying Stock which are used to determine any settlement or payment terms under the Certificates and/or adjust at its discretion any other terms of the Certificates as it determines appropriate to preserve the economic equivalent of the obligations of the Issuer under the Certificates and (b) determine the effective date of such adjustment.

Notwithstanding the foregoing, in the event Observation Date (t) is an ex-date with respect to a corporate action related to the Underlying Stock, the Calculation Agent may, in its sole and absolute discretion, replace the  $Rfactor_t$  with respect to such Observation Date (t) by an amount computed according to the following generic formula :

$$Rfactor_t = \left[ 1 - \frac{Div_t + DivExc_t - M \times R}{S_{t-1}} \right] \times \frac{1}{1 + M}$$

This formula is provided for indicative purposes and the Calculation Agent may determine that this formula is not appropriate for certain corporate actions and may apply a different formula instead.

Such adjustment of  $Rfactor_t$  would affect the Leveraged Return, the Rebalancing Cost, and the Underlying Reference Price used to determine the Intraday Restrike Event. The Air Bag mechanism would not be triggered if the stock price rises by 15% exclusively because of the dilutive effect of a corporate action.

Where:

$DivExc_t$  is the amount received as an Extraordinary Dividend by a holder of existing Shares for each Share held prior to the Extraordinary Dividend, net of any applicable withholding taxes.

$M$  is the number of new Share(s) (whether a whole or a fraction) per existing Share each holder thereof is entitled to subscribe or to receive (positive amount) or the number of existing Shares redeemed or canceled per existing Share (negative amount), as the case may be, resulting from the corporate action.

$R$  is the subscription price per Share (positive amount) or the redemption price per Share (negative amount) including any dividends or other benefits forgone to be subscribe to or to receive (as applicable), or to redeem a Share.

### 1. Stock split

Assuming the Underlying Stock is subject to a 1 to 2 stock split (i.e. 1 new Share for every 1 existing share):

$$S_{t-1} = \$100$$

$$S_t = \$51$$

$$Div_t = \$0$$

$$DivExc_t = \$0$$

M = 1 (i.e. 1 new Shares for 1 existing Share)

R = \$0 (no subscription price / redemption price)

$$Rfactor_t = \left[ 1 - \frac{0 + 0 - 2 \times 0}{100} \right] \times \frac{1}{1 + 1} = 50\%$$

As a consequence:

$$LR_{t-1,t} = \text{Leverage} \times \left( \frac{S_t}{S_{t-1} \times Rfactor_t} - 1 \right) = -5 \times \left( \frac{51}{100 \times 50\%} - 1 \right) = -10\%$$

$S_{t-1}$	$S_{t-1} \times Rfactor_t$	$S_t$	Adjusted Underlying Stock Performance
100	50	51	2%

Value of the Certificate (t-1)	Value of the Certificate (t)	Certificates' performance (excluding any cost and fees)
1.20	1.08	-10%

In such case an Intraday Restrike Event would occur if the Underlying Stock price rises to \$57.5, which is 15% above \$50, the Underlying Stock Reference Price.

## 2. Share Consolidation

Assuming the Underlying Stock is subject to a 2 to 1 share consolidation (i.e. 1 Share canceled for every 2 existing Shares):

$$S_{t-1} = \$100$$

$$S_t = \$202$$

$$Div_t = \$0$$

$$DivExc_t = \$0$$

M = -0.5 (i.e. 0.5 Shares canceled for each 1 existing Share)

R = \$0 (no subscription price / redemption price)

$$Rfactor_t = \left[ 1 - \frac{0 + 0 - (-0.5) \times 0}{100} \right] \times \frac{1}{1 + (-0.5)} = 200\%$$

As a consequence:

$$LR_{t-1,t} = \text{Leverage} \times \left( \frac{S_t}{S_{t-1} \times Rfactor_t} - 1 \right) = -5 \times \left( \frac{202}{100 \times 200\%} - 1 \right) = -5\%$$

$S_{t-1}$	$S_{t-1} \times Rfactor_t$	$S_t$	Adjusted Underlying Stock Performance
100	200	202	1%

Value of the Certificate (t-1)	Value of the Certificate (t)	Certificates' performance (excluding any cost and fees)
1.20	1.14	-5%

In such case an Intraday Restrike Event would occur if the Underlying Stock price rises to \$230, which is 15% above \$200, the Underlying Stock Reference Price.

### 3. Rights Issues

Assuming there is a rights issue with respect to the Underlying Stock, with a right to receive 1 new Share for every 2 existing Shares, for a subscription price of \$40.

$$S_{t-1} = \$100$$

$$S_t = \$84$$

$$Div_t = \$0$$

$$DivExc_t = \$0$$

$$R = \$40 \text{ (i.e. subscription price of \$40)}$$

$$M = 0.5 \text{ (i.e. 1 new share for every 2 existing shares)}$$

$$Rfactor_t = \left[ 1 - \frac{0 + 0 - 0.5 \times 40}{100} \right] \times \frac{1}{1 + 0.5} = 80\%$$

As a consequence:

$$LR_{t-1,t} = \text{Leverage} \times \left( \frac{S_t}{S_{t-1} \times Rfactor_t} - 1 \right) = -5 \times \left( \frac{84}{100 \times 80\%} - 1 \right) = -25\%$$

$S_{t-1}$	$S_{t-1} \times Rfactor_t$	$S_t$	Adjusted Underlying Stock Performance
100	80	84	5%

Value of the Certificate (t-1)	Value of the Certificate (t)	Certificates' performance (excluding any cost and fees)
1.20	0.90	-25%

In such case an Intraday Restrike Event would occur if the Underlying Stock price rises to \$92, which is 15% above \$80, the Underlying Stock Reference Price.

#### 4. Bonus Issues

Assuming there is a bonus issue with respect to the Underlying Stock, where shareholders receive 1 bonus share for 5 existing shares:

$$S_{t-1} = \$100$$

$$S_t = \$85$$

$$\text{Div}_t = \$0$$

$$\text{DivExc}_t = \$0$$

$$R = \$0$$

$M = 0.2$  (i.e. 1 new share for 5 existing shares)

$$Rfactor_t = \left[ 1 - \frac{0 + 0 - 0.2 \times 0}{100} \right] \times \frac{1}{1 + 0.2} = 83.33\%$$

As a consequence:

$$LR_{t-1,t} = \text{Leverage} \times \left( \frac{S_t}{S_{t-1} \times Rfactor_t} - 1 \right) = -5 \times \left( \frac{85}{100 \times 83.33\%} - 1 \right) = -10\%$$

$S_{t-1}$	$S_{t-1} \times Rfactor_t$	$S_t$	Adjusted Underlying Stock Performance
100	83.33	85	2%

Value of the Certificate (t-1)	Value of the Certificate (t)	Certificates' performance (excluding any cost and fees)
1.20	1.08	-10%

In such case an Intraday Restrike Event would occur if the Underlying Stock price rises to \$95.83, which is 15% above \$83.33, the Underlying Stock Reference Price.

#### 5. Extraordinary Dividend

Assuming there is an extraordinary dividend of \$20 (net of taxes) paid in respect of each stock.

$$S_{t-1} = \$100$$

$$S_t = \$84$$

$$\text{Div}_t = \$0$$

$$\text{DivExc}_t = \$20$$

$$R = \$0$$

$$M = 0$$

$$Rfactor_t = \left[ 1 - \frac{0 + 20 - 0 \times 0}{100} \right] \times \frac{1}{1 + 0} = 80\%$$

As a consequence:

$$LR_{t-1,t} = \text{Leverage} \times \left( \frac{S_t}{S_{t-1} \times Rfactor_t} - 1 \right) = -5 \times \left( \frac{84}{100 \times 80\%} - 1 \right) = -25\%$$

$S_{t-1}$	$S_{t-1} \times Rfactor_t$	$S_t$	Adjusted Underlying Stock Performance
100	80	84	5%

Value of the Certificate (t-1)	Value of the Certificate (t)	Certificates' performance (excluding any cost and fees)
1.20	0.90	-25%

In such case an Intraday Restrike Event would occur if the Underlying Stock price rises to \$92, which is 15% above \$80, the Underlying Stock Reference Price.



## INFORMATION RELATING TO THE COMPANY

*All information contained in this document regarding the Company, including, without limitation, its financial information, is derived from publicly available information which appears on the web-site of Hong Kong Exchanges and Clearing Limited (the “HKExCL”) at <http://www.hkex.com.hk> and/or the Company’s web-site at <http://www.sunnyoptical.com/en/default.html>. The Issuer has not independently verified any of such information.*

Sunny Optical Technology (Group) Company Limited (the “**Company**”) (SEHK stock code: 2382) is a leading company in integrated optical device manufacturers and an optical imaging system solution provider. The Company went public in 2007 and is listed on the Main Board of the Hong Kong Stock Exchange.

The Company has strong capabilities in R&D and manufacturing. With great reputation among its customers worldwide, the company has extended its market in forty countries and regions and has become the most important supplier to many Tier 1 customers domestically and internationally. The company has also gained significant global market share in compact module camera, lens sets for mobile devices and automotive lenses.

The Company has five production sites in Yangtze River Delta, Pearl River Delta, Bohai Bay and Central Plain Areas, respectively. There are also R&D center and local customer support offices in North America, Japan, South Korea, Singapore, and Taiwan.

The Company is one of a few enterprises inside China that have first-class design capability and mass production capacity for integrated products combining optics, mechanics electronics and software technology. Therefore, it has established its leadership in special coating technology in lens production, aspherical optics auto-focus and zooming, development in chalcogenide glass material, embedded software, 3D scanning and imaging, 3D ultra-precision vibration measuring, trace element analysis, ultra-high pixel camera modules design and manufacturing.

Supported by its high ranking in optoelectronic industry, the Company also promotes its “Famous Co-Star” strategy with commitment to achieve high tech, high value and high efficiency. Now it is focus on transformation and upgrading production, profit and operation models in order to advance its production base with advantages in value, system integration and brand name.

The information set out in Appendix I of this document relates to the unaudited condensed consolidated financial statements of the Company and its subsidiaries for the six months ended 30 June 2022 and has been extracted and reproduced from an announcement by the Company released on 9 September 2022 in relation to the same. Further information relating to the Company may be located on the web-site of the HKExCL at <http://www.hkex.com.hk>.

## INFORMATION RELATING TO THE DESIGNATED MARKET MAKER

Société Générale has been appointed the designated market maker (“DMM”) for the Certificates. The DMM will provide competitive buy and sell quotes for the Certificates continuously during the trading hours of the SGX-ST on the following basis:

- (a) Maximum bid and offer spread : (i) when the best bid price of the Certificate is S\$10 and below: 10 ticks or S\$0.20 whichever is greater; and  
(ii) when the best bid price of the Certificate is above S\$10: 5% of the best bid price of the Certificate.
- (b) Minimum quantity subject to bid and offer spread : 10,000 Certificates
- (c) Last Trading Day for Market Making : The date falling 5 Exchange Business Days immediately preceding the Expiry Date

In addition, the DMM may not provide a quotation in the following circumstances:

- (i) during the pre-market opening and five minutes following the opening of the SGX-ST on any trading day;
- (ii) if the Certificates are valueless (where the Issuer’s bid price is below the minimum bid size for such securities as prescribed by the SGX-ST);
- (iii) before the Relevant Stock Exchange for the Underlying Stock has opened and after the Relevant Stock Exchange for the Underlying Stock has closed on any trading day;
- (iv) when trading in the Underlying Stock is suspended or limited in a material way for any reason, for the avoidance of doubt, the DMM is not obliged to provide quotations for the Certificates at any time when the Underlying Stock is not negotiated/traded for any reason;
- (v) where the Certificates are suspended from trading for any reason;
- (vi) market disruption events, including, without limitation, any suspension of or limitation imposed on trading (including but not limited to unforeseen circumstances such as by reason of movements in price exceeding limits permitted by the SGX-ST or any act of God, war, riot, public disorder, explosion, terrorism or otherwise) in the Underlying Stock;
- (vii) where the Issuer or the DMM faces technical problems affecting the ability of the DMM to provide bids and offer quotations;
- (viii) where the ability of the Issuer to source a hedge or unwind an existing hedge, as determined by the Issuer in good faith, is materially affected by the prevailing market conditions, and the Issuer informs the SGX-ST of its inability to do so as soon as practicable;
- (ix) in cases where the Issuer has no Certificates to sell, then the DMM will only provide the bid price;
- (x) if the stock market experiences exceptional price movement and volatility;

- (xi) when it is a public holiday in Singapore and/or Hong Kong and/or the SGX-ST and/or the HKEX are not open for dealings; and
- (xii) during the suspension of trading of Certificates after an Air Bag Mechanism has been triggered.

The last trading day on which the DMM will provide competitive quotations for the Certificates would be the fifth Exchange Business Day immediately preceding the Expiry Date.

## **SUPPLEMENTAL INFORMATION RELATING TO THE ISSUER**

The information set out in Appendix II of this document is a reproduction of the Issuer's condensed interim financial statements as at and for the six-month period ended 30 June 2022.

## **SUPPLEMENTAL INFORMATION RELATING TO THE GUARANTOR**

The information set out in Appendix III of this document is a reproduction of the press release dated 4 November 2022 containing the Guarantor's consolidated financial results for the third quarter ended 30 September 2022.

## SUPPLEMENTAL GENERAL INFORMATION

The information set out herein is supplemental to, and should be read in conjunction with, the information set out on page 106 of the Base Listing Document.

1. Save as disclosed in this document and the Base Listing Document, neither the Issuer nor the Guarantor is involved in any legal or arbitration proceedings (including any proceedings which are pending or threatened of which the Issuer or the Guarantor is aware) which may have or have had in the previous 12 months a significant effect on the financial position of the Issuer or the Guarantor in the context of the issuance of the Certificates.
2. Settlement of trades done on a normal “ready basis” on the SGX-ST generally take place on the second Business Day following the transaction. Dealing in the Certificates will take place in Board Lots in Singapore dollars. For further details on the transfer of Certificates and their exercise, please refer to the section headed “Summary of the Issue” above.
3. It is not the current intention of the Issuer to apply for a listing of the Certificates on any stock exchange other than the SGX-ST.
4. Save as disclosed in the Base Listing Document and herein, there has been no material adverse change in the financial position or prospects of the Issuer since 30 June 2022 or the Guarantor since 30 September 2022, in the context of the issuance of Certificates hereunder.
5. The following contracts, relating to the issue of the Certificates, have been or will be entered into by the Issuer and/or the Guarantor and may be material to the issue of the Certificates:
  - (a) the Guarantee;
  - (b) the Master Instrument; and
  - (c) the Master Warrant Agent Agreement.

None of the directors of the Issuer and the Guarantor has any direct or indirect interest in any of the above contracts.

6. The Auditors of the Issuer and the Guarantor have given and have not withdrawn their written agreement to the inclusion of the report, included herein, in the form and context in which it is included. Their report was not prepared exclusively for incorporation into this document.

The Auditors of the Issuer and the Guarantor have no shareholding in the Issuer or the Guarantor or any of its subsidiaries, nor do they have the right (whether legally enforceable or not) to subscribe for or to nominate persons to subscribe for securities of the Issuer or the Guarantor or any of its subsidiaries.

7. The Certificates are not fully covered by the Underlying Stock held by Issuer or a trustee for and on behalf of the Issuer. The Issuer has appropriate risk management capabilities to manage the issue of the Certificates.
8. Société Générale, Singapore Branch, currently of 8 Marina Boulevard, #12-01 Marina Bay Financial Centre Tower 1, Singapore 018981, has been authorised to accept, on behalf of the Issuer and the Guarantor, service of process and any other notices required to be served on the Issuer or the Guarantor. Any notices required to be served on the Issuer or the Guarantor should be sent to Société Générale at the above address for the attention of Société Générale Legal Department.

9. Copies of the following documents may be inspected during usual business hours on any weekday (Saturdays, Sundays and holidays excepted) at the offices of Société Générale, Singapore Branch at 8 Marina Boulevard, #12-01 Marina Bay Financial Centre Tower 1, Singapore 018981, during the period of 14 days from the date of this document:
- (a) the Memorandum and Articles of Association of the Issuer and the Constitutional Documents of the Guarantor;
  - (b) the latest financial reports (including the notes thereto) of the Issuer;
  - (c) the latest financial reports (including the notes thereto) of the Guarantor;
  - (d) the consent letters from the Auditors to the Issuer and the Guarantor referred to in paragraph 6 above;
  - (e) the Base Listing Document;
  - (f) this document; and
  - (g) the Guarantee.

## PLACING AND SALE

### General

No action has been or will be taken by the Issuer that would permit a public offering of the Certificates or possession or distribution of any offering material in relation to the Certificates in any jurisdiction where action for that purpose is required. No offers, sales or deliveries of any Certificates, or distribution of any offering material relating to the Certificates may be made in or from any jurisdiction except in circumstances which will result in compliance with any applicable laws or regulations and will not impose any obligation on the Issuer. In the event that the Issuer contemplates a placing, placing fees may be payable in connection with the issue and the Issuer may at its discretion allow discounts to placees.

Each Certificate Holder undertakes that it will inform any subsequent purchaser of the terms and conditions of the Certificates and all such subsequent purchasers as may purchase such securities from time to time shall be deemed to be a Certificate Holder for the purposes of the Certificates and shall be bound by the terms and conditions of the Certificates.

### Singapore

This document has not been registered as a prospectus with the Monetary Authority of Singapore. Accordingly, this document and any other document or material in connection with the offer or sale, or invitation for subscription or purchase, of Certificates may not be circulated or distributed, nor may Certificates be offered or sold, or be made the subject of an invitation for subscription or purchase, whether directly or indirectly, to persons in Singapore other than pursuant to, and in accordance with the conditions of, any applicable provision of the Securities and Futures Act 2001 of Singapore.

### Hong Kong

Each dealer has represented and agreed, and each further dealer appointed in respect of the Certificates and each other purchaser will be required to represent and agree, that:

- (a) it has not offered or sold and will not offer or sell in Hong Kong, by means of any document, any Certificates (except for Certificates which are a "structured product" as defined in the Securities and Futures Ordinance (Cap.571) of Hong Kong ("SFO")) other than (i) to "professional investors" as defined in the SFO and any rules made under the SFO; or (ii) in other circumstances which do not result in the document being a "prospectus", as defined in the Companies (Winding Up and Miscellaneous Provisions) Ordinance (Cap. 32) of Hong Kong ("CWUMPO") or which do not constitute an offer to the public within the meaning of the CWUMPO; and
- (b) it has not issued or had in its possession for the purposes of issue, and will not issue or have in its possession for the purposes of issue, whether in Hong Kong or elsewhere, any advertisement, invitation or document relating to the Certificates, which is directed at, or the contents of which are likely to be accessed or read by, the public of Hong Kong (except if permitted to do so under the securities laws of Hong Kong) other than with respect to Certificates which are or are intended to be disposed of only to persons outside Hong Kong or only to "professional investors" as defined in the SFO and any rules made under the SFO.

### European Economic Area

Each dealer represents and agrees, and each further dealer appointed in respect of the Certificates will be required to represent and agree, that it has not offered, sold or otherwise made



available and will not offer, sell, or otherwise make available any Certificates which are the subject of the offering as contemplated by this document to any retail investor in the European Economic Area. For the purposes of this provision:

- (a) the expression “**retail investor**” means a person who is one (or more) of the following:
  - (i) a retail client as defined in point (11) of Article 4(1) of Directive 2014/65/EU (as amended, “**MiFID II**”); or
  - (ii) a customer within the meaning of Directive (EU) 2016/97 (as amended, the Insurance Distribution Directive), where that customer would not qualify as a professional client as defined in point (10) of Article 4(1) of MiFID II; or
  - (iii) not a qualified investor as defined in Regulation (EU) 2017/1129 (as amended and superseded, the Prospectus Regulation); and
- (b) the expression “**offer**” includes the communication in any form and by any means of sufficient information on the terms of the offer and the Certificates to be offered so as to enable an investor to decide to purchase or subscribe for the Certificates.

### **United Kingdom**

Each dealer represents and agrees, and each further dealer appointed in respect of the Certificates will be required to represent and agree, that it has not offered, sold or otherwise made available and will not offer, sell or otherwise make available any Certificates which are the subject of the offering as contemplated by this document to any retail investor in the United Kingdom. For the purposes of this provision:

- (a) the expression “**retail investor**” means a person who is one (or more) of the following:
  - (i) a retail client, as defined in point (8) of Article 2 of Regulation (EU) No 2017/565 as it forms part of domestic law by virtue of the European Union (Withdrawal) Act 2018 (“**EUWA**”); or
  - (ii) a customer within the meaning of the provisions of the Financial Services and Markets Act, as amended (the “**FSMA**”) and any rules or regulations made under the FSMA to implement Directive (EU) 2016/97, where that customer would not qualify as a professional client, as defined in point (8) of Article 2(1) of Regulation (EU) No 600/2014 as it forms part of domestic law by virtue of the EUWA; or
  - (iii) not a qualified investor as defined in Article 2 of Regulation (EU) 2017/1129 as it forms part of domestic law by virtue of the EUWA; and
- (b) the expression an “**offer**” includes the communication in any form and by any means of sufficient information on the terms of the offer and the Certificates to be offered so as to enable an investor to decide to purchase or subscribe for the Certificates.

Each dealer further represents and agrees, and each further dealer appointed in respect of the Certificates will be required to further represent and agree, that:

- (a) in respect to Certificates having a maturity of less than one year: (i) it is a person whose ordinary activities involve it in acquiring, holding, managing or disposing of investments (as principal or agent) for the purposes of its business; and (ii) it has not offered or sold and will not offer or sell any Certificates other than to persons whose ordinary activities involve them in acquiring, holding, managing or disposing of investments (as principal or agent) for the purposes of their businesses or who it is reasonable to expect will acquire, hold, manage or dispose of

investments (as principal or agent) for the purposes of their businesses where the issue of the Certificates would otherwise constitute a contravention of Section 19 of the FSMA by the Issuer;

- (b) it has only communicated or caused to be communicated and will only communicate or cause to be communicated an invitation or inducement to engage in investment activity (within the meaning of section 21 of the FSMA) received by it in connection with the issue or sale of any Certificates in circumstances in which section 21(1) of the FSMA does not apply to the Issuer or the Guarantor; and
- (c) it has complied and will comply with all applicable provisions of the FSMA with respect to anything done by it in relation to any Certificates in, from or otherwise involving the United Kingdom.

### **United States**

The Certificates and the Guarantee have not been and will not be registered under the United States Securities Act of 1933, as amended (the “**Securities Act**”) or any state securities law, and trading in the Certificates has not been approved by the United States Commodity Futures Trading Commission (the “**CFTC**”) under the United States Commodity Exchange Act of 1936, as amended (the “**Commodity Exchange Act**”) and the Issuer will not be registered as an investment company under the United States Investment Company Act of 1940, as amended, and the rules and regulations thereunder. None of the Securities and Exchange Commission, any state securities commission or regulatory authority or any other United States, French or other regulatory authority has approved or disapproved of the Certificates or the Guarantee or passed upon the accuracy or adequacy of this document. Accordingly, Certificates, or interests therein, may not at any time be offered, sold, resold, traded, pledged, exercised, redeemed, transferred or delivered, directly or indirectly, in the United States or to, or for the account or benefit of, U.S. persons, nor may any U.S. person at any time trade, own, hold or maintain a position in the Certificates or any interests therein. In addition, in the absence of relief from the CFTC, offers, sales, re-sales, trades, pledges, exercises, redemptions, transfers or deliveries of Certificates, or interests therein, directly or indirectly, in the United States or to, or for the account or benefit of, U.S. persons, may constitute a violation of United States law governing commodities trading and commodity pools. Consequently, any offer, sale, resale, trade, pledge, exercise, redemption, transfer or delivery made, directly or indirectly, within the United States or to, or for the account or benefit of, a U.S. person will not be recognised.

Each dealer has represented and agreed, and each further dealer will be required to represent and agree, that it has not and will not at any time offer, sell, resell, trade, pledge, exercise, redeem, transfer or deliver, directly or indirectly, Certificates in the United States or to, or for the account or benefit of, any U.S. person or to others for offer, sale, resale, trade, pledge, exercise, redeem, transfer or delivery, directly or indirectly, in the United States or to, or for the account or benefit of, any such U.S. person. Any person purchasing Certificates of any tranches must agree with the relevant dealer or the seller of such Certificates that (i) it is not a U.S. Person, (ii) it will not at any time offer, sell, resell, trade, pledge, exercise, redeem, transfer or deliver, directly or indirectly, any Certificates in the United States or to, or for the account or benefit of, any U.S. person or to others for offer, sale, resale, trade, pledge, exercise, redemption, transfer or delivery, directly or indirectly, in the United States or to, or for the account or benefit of, any U.S. person, and (iii) it is not purchasing any Certificates, directly or indirectly, in the United States or for the account or benefit of any U.S. person.

Exercise or otherwise redemption of Certificates will be conditional upon certification that each person exercising or otherwise redeeming a Certificate is not a U.S. person or in the United States and that the Certificate is not being exercised or otherwise redeemed on behalf of a U.S. person. No payment will be made to accounts of holders of the Certificates located in the United States.

As used in the preceding paragraphs, the term “**United States**” includes the territories, the possessions and all other areas subject to the jurisdiction of the United States of America, and the term “**U.S. person**” means any person who is (i) a U.S. person as defined under Regulation S under the Securities Act, (ii) a U.S. person as defined in paragraph 7701(a)(30) of the Internal Revenue Code of 1986, or (iii) a person who comes within any definition of U.S. person for the purposes of the United States Commodity Exchange Act of 1936, as amended (the “**CEA**”) or any rules thereunder of the CFTC (the “**CFTC Rules**”), guidance or order proposed or issued under the CEA (for the avoidance of doubt, any person who is not a “Non-United States person” defined under CFTC Rule 4.7(a)(1)(iv), but excluding, for purposes of subsection (D) thereof, the exception for qualified eligible persons who are not “Non-United States persons”, shall be considered a U.S. person).

## **APPENDIX I**

### **REPRODUCTION OF THE UNAUDITED CONDENSED CONSOLIDATED FINANCIAL STATEMENTS FOR THE SIX MONTHS ENDED 30 JUNE 2022 OF SUNNY OPTICAL TECHNOLOGY (GROUP) COMPANY LIMITED AND ITS SUBSIDIARIES**

The information set out below is a reproduction of the unaudited condensed consolidated financial statements of the Company and its subsidiaries for the six months ended 30 June 2022 and has been extracted and reproduced from an announcement by the Company released on 9 September 2022 in relation to the same.

# Condensed Consolidated Statement of Profit or Loss and Other Comprehensive Income

## 簡明綜合損益及其他全面收益表

FOR THE SIX MONTHS ENDED 30 JUNE 2022 截至二零二二年六月三十日止六個月

	NOTES 附註	For the six months ended 30 June 截至六月三十日止六個月	
		2022 二零二二年 RMB'000 人民幣千元 (unaudited) (未經審核)	2021 二零二一年 RMB'000 人民幣千元 (unaudited) (未經審核)
Revenue 收入	3A	16,971,756	19,833,436
Cost of sales 銷售成本		(13,449,358)	(14,887,037)
Gross profit 毛利		3,522,398	4,946,399
Other income 其他收益	4	408,347	258,656
Other gains and losses 其他收益及虧損	5	(55,498)	8,313
Impairment losses under expected credit loss ("ECL") model, net of reversal 按預期信貸虧損(「預期信貸虧損」)模式計算的減值虧損，扣除撥回		(7,906)	(14,492)
Selling and distribution expenses 銷售及分銷開支		(163,430)	(155,502)
Research and development expenditure 研發開支		(1,468,215)	(1,320,775)
Administrative expenses 行政開支		(437,988)	(377,226)
Share of results of associates 分佔聯營公司的業績		955	20
Finance costs 融資成本		(114,903)	(116,418)
Profit before tax 除稅前溢利		1,683,760	3,228,975
Income tax expense 所得稅開支	6	(304,917)	(522,344)
<b>Profit for the period 期內溢利</b>	8	<b>1,378,843</b>	2,706,631
<b>Other comprehensive income (expense): 其他全面收益(開支):</b>			
<i>Item that will not be reclassified to profit or loss:</i>			
<i>其後不會重新分類至損益的項目:</i>			
Fair value gain on investments in equity instruments at fair value through other comprehensive income ("FVTOCI"), net of income tax 按公允值計入其他全面收益(「按公允值計入其他全面收益」)的權益工具投資之公允值收益，扣除所得稅		1,241	-
<i>Item that may be reclassified subsequently to profit or loss:</i>			
<i>其後可重新分類至損益的項目:</i>			
Exchange differences arising on translation of foreign operations 換算海外業務所產生的匯兌差額		6,700	(4,675)
<b>Other comprehensive income (expense) for the period 期內其他全面收益(開支)</b>		<b>7,941</b>	(4,675)
<b>Total comprehensive income for the period 期內全面收益總額</b>		<b>1,386,784</b>	2,701,956

# Condensed Consolidated Statement of Profit or Loss and Other Comprehensive Income

## 簡明綜合損益及其他全面收益表

FOR THE SIX MONTHS ENDED 30 JUNE 2022 截至二零二二年六月三十日止六個月

	NOTE 附註	For the six months ended 30 June 截至六月三十日止六個月	
		2022 二零二二年 RMB'000 人民幣千元 (unaudited) (未經審核)	2021 二零二一年 RMB'000 人民幣千元 (unaudited) (未經審核)
Profit for the period attributable to: 應佔期內溢利：			
Owners of the Company 本公司股東		<b>1,357,905</b>	2,687,979
Non-controlling interests 非控股權益		<b>20,938</b>	18,652
		<b>1,378,843</b>	2,706,631
Total comprehensive income for the period attributable to: 應佔期內全面收益總額：			
Owners of the Company 本公司股東		<b>1,368,209</b>	2,685,332
Non-controlling interests 非控股權益		<b>18,575</b>	16,624
		<b>1,386,784</b>	2,701,956
Earnings per share – Basic (RMB cents) 每股盈利 – 基本(人民幣分)	9	<b>124.13</b>	245.92
– Diluted (RMB cents) – 攤薄(人民幣分)	9	<b>124.03</b>	245.54

# Condensed Consolidated Statement of Financial Position

## 簡明綜合財務狀況表

AT 30 JUNE 2022 於二零二二年六月三十日

	NOTES 附註	30 June 2022 二零二二年 六月三十日 RMB'000 人民幣千元 (unaudited) (未經審核)	31 December 2021 二零二一年 十二月三十一日 RMB'000 人民幣千元 (audited) (經審核)
<b>NON-CURRENT ASSETS 非流動資產</b>			
Property, plant and equipment 物業、機器及設備	11(a)	8,245,907	8,303,229
Right-of-use assets 使用權資產	11(b)	641,319	504,684
Investment properties 投資物業	11(c)	37,940	40,380
Intangible assets 無形資產	12	278,821	306,926
Interests in associates 於聯營公司的權益	13	207,596	201,641
Deferred tax assets 遞延稅項資產	14	270,023	255,651
Deposits and prepayments paid for acquisition of property, plant and equipment 就收購物業、機器及設備已支付的按金及預付款項	15	864,577	471,595
Equity instruments at FVTOCI 按公允值計入其他全面收益的權益工具	16	183,722	178,762
Financial assets at fair value through profit or loss ("FVTPL") 按公允值計入損益(「按公允值計入損益」)的金融資產	17(d)	19,518	19,518
Time deposits 定期存款	22	200,000	500,000
Goodwill 商譽		2,119	2,119
		<b>10,951,542</b>	10,784,505
<b>CURRENT ASSETS 流動資產</b>			
Inventories 存貨	19	5,311,561	5,481,858
Trade and other receivables and prepayment 貿易及其他應收款項及預付款項	20	7,605,948	7,448,385
Derivative financial assets 衍生金融資產	18	9,992	27,237
Financial assets at FVTPL 按公允值計入損益的金融資產	17(a)(b)(c)	8,286,159	8,314,143
Amount due from a related party 應收一名關連人士款項	31(c)	-	327
Time deposits 定期存款	22	500,000	-
Pledged bank deposits 已抵押銀行存款	22	7,064	18,292
Short term fixed deposits 短期定期存款	22	659,830	1,093,914
Bank balances and cash 銀行結餘及現金	22	4,972,829	5,605,179
		<b>27,353,383</b>	27,989,335

# Condensed Consolidated Statement of Financial Position

## 簡明綜合財務狀況表

AT 30 JUNE 2022 於二零二二年六月三十日

		30 June 2022 二零二二年 六月三十日 RMB'000 人民幣千元 (unaudited) (未經審核)	31 December 2021 二零二一年 十二月三十一日 RMB'000 人民幣千元 (audited) (經審核)
	NOTES 附註		
<b>CURRENT LIABILITIES 流動負債</b>			
Trade and other payables 貿易及其他應付款項	23	9,051,080	9,868,687
Amounts due to related parties 應付關連人士款項	31(c)	7,322	6,934
Derivative financial liabilities 衍生金融負債	18	40,536	40,446
Contract liabilities 合約負債	25	178,762	178,101
Tax payable 應付稅項		66,987	188,022
Bank borrowings – current portion 銀行借貸 – 即期部分	24	1,526,309	1,538,897
Lease liabilities – current portion 租賃負債 – 即期部分		65,284	46,271
Deferred income – current portion 遞延收入 – 即期部分	26	10,382	6,099
Bonds payable 應付債券	27	4,021,309	–
		<b>14,967,971</b>	11,873,457
<b>NET CURRENT ASSETS 流動資產淨值</b>		<b>12,385,412</b>	16,115,878
<b>TOTAL ASSETS LESS CURRENT LIABILITIES 總資產減流動負債</b>		<b>23,336,954</b>	26,900,383
<b>NON-CURRENT LIABILITIES 非流動負債</b>			
Deferred tax liabilities 遞延稅項負債	14	987,280	1,015,890
Derivative financial liabilities 衍生金融負債	18	–	5,057
Long term payables 長期應付款項	23	152,949	172,044
Bank borrowings – non-current portion 銀行借貸 – 非即期部分	24	700,000	700,000
Lease liabilities – non-current portion 租賃負債 – 非即期部分		202,494	107,999
Deferred income – non-current portion 遞延收入 – 非即期部分	26	186,591	188,504
Bonds payable 應付債券	27	–	3,815,623
		<b>2,229,314</b>	6,005,117
<b>NET ASSETS 資產淨值</b>		<b>21,107,640</b>	20,895,266
<b>CAPITAL AND RESERVES 股本及儲備</b>			
Share capital 股本	28	105,163	105,163
Reserves 儲備		20,676,708	20,482,909
Equity attributable to owners of the Company 本公司股東應佔權益		<b>20,781,871</b>	20,588,072
Non-controlling interests 非控股權益		325,769	307,194
<b>TOTAL EQUITY 權益總額</b>		<b>21,107,640</b>	20,895,266



# Condensed Consolidated Statement of Changes in Equity

## 簡明綜合權益變動表

FOR THE SIX MONTHS ENDED 30 JUNE 2022 截至二零二二年六月三十日止六個月

	Attributable to owners of the Company 本公司股東應佔											Non-controlling interests 非控股權益	Total 總計
	Share capital 股本 RMB'000 人民幣千元	Special reserve 特別儲備 RMB'000 人民幣千元	Statutory surplus reserve 法定盈餘儲備 RMB'000 人民幣千元 (Note a) (附註a)	Discretionary surplus reserve 酌情盈餘儲備 RMB'000 人民幣千元 (Note a) (附註a)	Other reserves 其他儲備 RMB'000 人民幣千元 (Note b) (附註b)	Shares held under share award scheme 根據股份獎勵計劃持有的股份 RMB'000 人民幣千元	Share award scheme reserve 股份獎勵計劃儲備 RMB'000 人民幣千元	FVTOCI reserve 按公允值計入其他全面收益列賬的儲備 RMB'000 人民幣千元 (Note c) (附註c)	Translation reserve 換算儲備 RMB'000 人民幣千元	Retained profits 保留盈利 RMB'000 人民幣千元	Sub-Total 小計 RMB'000 人民幣千元		
At 31 December 2020 and 1 January 2021 (audited) 於二零二零年十二月三十一日及 二零二一年一月一日 (經審核)	105,163	141,172	31,003	916	442,019	(257,624)	96,631	130	(38,331)	16,076,145	16,597,224	228,893	16,826,117
Profit for the period 期內溢利	-	-	-	-	-	-	-	-	-	2,687,979	2,687,979	18,652	2,706,631
Other comprehensive expense for the period 期內其他全面開支	-	-	-	-	-	-	-	-	(2,647)	-	(2,647)	(2,028)	(4,675)
Total comprehensive (expense) income for the period 期內全面(開支)收益總額	-	-	-	-	-	-	-	-	(2,647)	2,687,979	2,685,332	16,624	2,701,966
Purchase of shares under share award scheme 根據股份獎勵計劃購買股份	-	-	-	-	-	(120,491)	-	-	-	-	(120,491)	-	(120,491)
Recognition of equity-settled share-based payments 確認以權益 結算股份支付的款項	-	-	-	-	-	-	88,501	-	-	-	88,501	-	88,501
Shares vested under share award scheme 根據股份獎勵計劃歸屬的股份	-	-	-	-	-	84,185	(104,861)	-	-	20,676	-	-	-
Acquisition of additional interest of a subsidiary 收購一間附屬公司的額外權益	-	(994)	-	-	-	-	-	-	-	-	(994)	(476)	(1,470)
Dividends paid 已付股息	-	-	-	-	-	-	-	-	-	(974,003)	(974,003)	-	(974,003)
Dividends paid to non-controlling interests ("NCI") 向非控股權益(「非控股權益」)支付的股息	-	-	-	-	-	-	-	-	-	-	-	(643)	(643)
Dividends received under share award scheme 根據股份獎勵計劃收取的股息	-	-	-	-	-	-	-	-	-	2,262	2,262	-	2,262
Capital contribution from NCI 非控股權益的注資	-	-	-	-	-	-	-	-	-	-	-	499	499
Appropriations 轉撥	-	-	-	-	6,113	-	-	-	-	(6,113)	-	-	-
At 30 June 2021 (unaudited) 於二零二一年六月三十日 (未經審核)	105,163	140,178	31,003	916	448,132	(293,930)	80,271	130	(40,978)	17,806,946	18,277,831	244,897	18,522,728
At 31 December 2021 and 1 January 2022 (audited) 於二零二一年十二月三十一日及 二零二二年一月一日 (經審核)	105,163	140,178	31,003	916	448,132	(324,499)	119,484	2,938	(41,658)	20,106,415	20,588,072	307,194	20,895,266
Profit for the period 期內溢利	-	-	-	-	-	-	-	-	-	1,357,905	1,357,905	20,938	1,378,843
Other comprehensive income (expense) for the period 期內其他全面收益(開支)	-	-	-	-	-	-	-	1,241	9,063	-	10,304	(2,363)	7,941
Total comprehensive income for the period 期內全面收益總額	-	-	-	-	-	-	-	1,241	9,063	1,357,905	1,368,209	18,575	1,386,784
Purchase of shares under share award scheme 根據股份獎勵計劃購買股份	-	-	-	-	-	(244,301)	-	-	-	-	(244,301)	-	(244,301)
Recognition of equity-settled share-based payments 確認以權益 結算股份支付的款項	-	-	-	-	-	-	113,596	-	-	-	113,596	-	113,596
Shares vested under share award scheme 根據股份獎勵計劃歸屬的股份	-	-	-	-	-	114,734	(129,249)	-	-	14,515	-	-	-
Dividends paid 已付股息	-	-	-	-	-	-	-	-	-	(1,047,715)	(1,047,715)	-	(1,047,715)
Dividends received under share award scheme 根據股份獎勵計劃收取的股息	-	-	-	-	-	-	-	-	-	4,010	4,010	-	4,010
Recognition of general risk reserve 確認一般風險儲備	-	-	-	-	24	-	-	-	-	(24)	-	-	-
Appropriations 轉撥	-	-	-	-	11,188	-	-	-	-	(11,188)	-	-	-
At 30 June 2022 (unaudited) 於二零二二年六月三十日 (未經審核)	105,163	140,178	31,003	916	459,344	(454,066)	103,831	4,179	(32,595)	20,423,918	20,781,871	325,769	21,107,640

# Condensed Consolidated Statement of Changes in Equity

## 簡明綜合權益變動表

FOR THE SIX MONTHS ENDED 30 JUNE 2022 截至二零二二年六月三十日止六個月

Note a: The statutory surplus reserve and discretionary surplus reserve are non-distributable and the transfer to these reserves is determined by the Board of Directors of subsidiaries established in the People's Republic of China (the "PRC") in accordance with the Articles of Association of the subsidiaries. Statutory surplus reserve can be used to make up for previous year's losses or convert into additional capital of the PRC subsidiaries of the Company. Discretionary surplus reserve can be used to expand the existing operations of the Company's PRC subsidiaries.

附註a：法定盈餘儲備及酌情盈餘儲備均不可用作分派，而轉撥至該等儲備的款項須由於中華人民共和國（「中國」）成立的附屬公司的董事會根據附屬公司的章程細則釐定。法定盈餘儲備可用於彌償上年度虧損或轉撥為本公司中國附屬公司的額外資本。酌情盈餘儲備可用於擴大大公司中國附屬公司的現有業務。

Note b: Other reserves represent enterprise expansion fund and reserve fund. These reserves are non-distributable and the transfer to these reserves are determined by the Board of Directors of PRC subsidiaries in accordance with the Articles of Association. Other reserves can be used to make up for previous year's losses or convert into additional capital of the Company's PRC subsidiaries.

附註b：其他儲備指企業擴展基金及儲備金。該等儲備不可用作分派，而轉撥至該等儲備的款項須由中國附屬公司的董事會根據章程細則釐定。其他儲備可用於彌償上年度虧損或轉撥為本公司中國附屬公司的額外資本。

Note c: The Group irrevocably elected to designate certain investments in equity instruments as at fair value through other comprehensive income and the FVTOCI reserve is related to the gains or losses arising from the changes in fair value of the designated equity investments recognised in other comprehensive income.

附註c：本集團不可撤銷地選擇指定按公允價值計入其他全面收益的權益工具的若干投資，而按公允價值計入其他全面收益的儲備與於其他全面收益內確認的指定股權投資的公允價值變動所產生的收益或虧損有關。

# Condensed Consolidated Statement of Cash Flows

## 簡明綜合現金流量表

FOR THE SIX MONTHS ENDED 30 JUNE 2022 截至二零二二年六月三十日止六個月

	For the six months ended 30 June 截至六月三十日止六個月	
	2022 二零二二年 RMB'000 人民幣千元 (unaudited) (未經審核)	2021 二零二一年 RMB'000 人民幣千元 (unaudited) (未經審核)
<b>OPERATING ACTIVITIES 經營活動</b>		
Profit before tax 除稅前溢利	<b>1,683,760</b>	3,228,975
Adjustments for: 調整:		
Share of results of associates 分佔聯營公司的業績	<b>(955)</b>	(20)
Depreciation of property, plant and equipment 物業、機器及設備折舊	<b>876,474</b>	820,331
Depreciation of right-of-use assets 使用權資產折舊	<b>33,962</b>	29,179
Depreciation of investment properties 投資物業折舊	<b>2,440</b>	2,195
Amortisation of intangible assets 無形資產攤銷	<b>28,105</b>	28,106
(Reversal of) allowance for inventories 存貨(撥回)撥備	<b>(47,952)</b>	107,721
Impairment losses under ECL model, net of reversal 按預期信貸虧損模式計量的減值虧損，扣除撥回	<b>7,906</b>	14,492
Loss (gain) on changes in fair value of derivative financial instruments, net 衍生金融工具公允值變動的虧損(收益)，淨額	<b>12,278</b>	(85,744)
Changes in fair value of debt instruments, equity investments and fund investments at FVTPL 按公允值計入損益的債務工具、股權投資及基金投資公允值變動	<b>28,703</b>	1,362
(Gain) loss on disposal of property, plant and equipment 出售物業、機器及設備(收益)虧損	<b>(7,417)</b>	48,893
Gain on disposal of a subsidiary 出售一間附屬公司的收益	<b>(55,200)</b>	-
Expense recognised in respect of share award scheme 就股份獎勵計劃而確認的支出	<b>113,596</b>	88,501
Interest income from time deposits, short term fixed deposits, pledged bank deposits and bank balances 定期存款、短期定期存款、已抵押銀行存款及銀行結餘的利息收入	<b>(69,117)</b>	(41,295)
Interest income from debt instruments 債務工具利息收入	<b>(818)</b>	(3,003)
Investment income from unlisted financial products at FVTPL 來自按公允值計入損益的非上市金融產品的投資收入	<b>(144,393)</b>	(128,757)
Finance costs 融資成本	<b>114,903</b>	116,418
Net foreign exchange loss (gain) 外匯虧損(收益)淨額	<b>151,242</b>	(51,115)
Loss on lease termination 終止租賃的虧損	-	617

# Condensed Consolidated Statement of Cash Flows

## 簡明綜合現金流量表

FOR THE SIX MONTHS ENDED 30 JUNE 2022 截至二零二二年六月三十日止六個月

	For the six months ended 30 June 截至六月三十日止六個月	
	2022 二零二二年 RMB'000 人民幣千元 (unaudited) (未經審核)	2021 二零二一年 RMB'000 人民幣千元 (unaudited) (未經審核)
Operating cash flows before movements in working capital 營運資金變動前的經營現金流量	<b>2,727,517</b>	4,176,856
Decrease (increase) in inventories 存貨減少(增加)	<b>189,113</b>	(464,911)
Increase in trade and other receivables and prepayment 貿易及其他應收款項及預付款項增加	<b>(292,159)</b>	(219,803)
Decrease in amount due from a related party 應收一名關連人士款項減少	<b>327</b>	-
Increase in amounts due to related parties 應付關連人士款項增加	<b>388</b>	1,327
Decrease in trade and other payables 貿易及其他應付款項減少	<b>(808,096)</b>	(582,452)
Increase (decrease) in contract liabilities 合約負債增加(減少)	<b>24,223</b>	(41,684)
Increase in deferred income 遞延收入增加	<b>9,932</b>	84,618
Cash generated from operations 營運所得現金	<b>1,851,245</b>	2,953,951
Income taxes paid 已付所得稅款項	<b>(280,181)</b>	(558,060)
<b>NET CASH FROM OPERATING ACTIVITIES 經營活動所得現金淨額</b>	<b>1,571,064</b>	2,395,891
<b>INVESTING ACTIVITIES 投資活動</b>		
Placement of pledged bank deposits 存放已抵押銀行存款	<b>(2,937)</b>	(3,577)
Release of pledged bank deposits 解除已抵押銀行存款	<b>13,522</b>	2,303
Placement of short term fixed deposits 存放短期定期存款	<b>(995,400)</b>	(1,156,123)
Release of short term fixed deposits 解除短期定期存款	<b>1,466,411</b>	277,846
Placement of time deposits 存放定期存款	<b>(200,000)</b>	-
Purchase of unlisted financial products 購買非上市金融產品	<b>(7,751,540)</b>	(26,810,530)
Redemption of unlisted financial products 贖回非上市金融產品	<b>7,572,280</b>	26,875,105
Interests and investment income received 已收利息及投資收入	<b>205,661</b>	151,818
Purchase of property, plant and equipment 收購物業、機器及設備	<b>(753,492)</b>	(810,632)
Proceeds from disposal of property, plant and equipment 出售物業、機器及設備所得款項	<b>23,655</b>	9,332
Acquisition of land use right 收購土地使用權	<b>(25,771)</b>	-
Deposits and prepayments paid for acquisition of property, plant and equipment 就收購物業、機器及設備已支付的按金及預付款項	<b>(585,025)</b>	(225,572)
Deposits and prepayments paid for acquisition of land use right 就收購土地使用權已 支付的按金及預付款項	-	(25,120)
Purchase of equity instruments at FVTOGI 收購按公允值計入其他全面收益的權益工具	<b>(3,500)</b>	(38,848)
Purchase of equity investments at FVTPL 收購按公允值計入損益的股權投資	-	(20)
Investment in an associate 於一間聯營公司的投資	<b>(5,000)</b>	(46,040)
Proceed from disposal of equity investments at FVTPL 出售按公允值計入損益的股權投資所得款項	-	31,062
Proceed from disposal of debt instruments at FVTPL 出售按公允值計入損益的債務工具所得款項	<b>33,346</b>	-
Proceed from disposal of fund investments at FVTPL 收購按公允值計入損益的基金投資所得款項	<b>254,580</b>	-
Proceeds on disposal of a subsidiary 出售一間附屬公司所得款項	<b>29,622</b>	-
<b>NET CASH USED IN INVESTING ACTIVITIES 投資活動所用現金淨額</b>	<b>(723,588)</b>	(1,768,996)

# Condensed Consolidated Statement of Cash Flows

## 簡明綜合現金流量表

FOR THE SIX MONTHS ENDED 30 JUNE 2022 截至二零二二年六月三十日止六個月

	For the six months ended 30 June 截至六月三十日止六個月	
	2022 二零二二年 RMB'000 人民幣千元 (unaudited) (未經審核)	2021 二零二一年 RMB'000 人民幣千元 (unaudited) (未經審核)
<b>FINANCING ACTIVITIES 融資活動</b>		
Interest paid 已付利息	(102,651)	(113,512)
Dividends paid 已付股息	(1,043,705)	(972,384)
New bank borrowings raised 新增銀行借貸	5,393,483	2,043,238
Repayment of bank borrowings 償還銀行借貸	(5,478,417)	(1,944,959)
Purchase of shares under share award scheme 根據股份獎勵計劃購買股份	(244,301)	(120,491)
Repayment of lease liabilities 償還租賃負債	(34,927)	(23,950)
Acquisition of additional interest of a subsidiary from NCI 向非控股權益收購一間附屬公司的額外權益	-	(1,470)
Capital contributed from NCI 非控股權益的注資	-	499
<b>NET CASH USED IN FINANCING ACTIVITIES 融資活動所用現金淨額</b>	<b>(1,510,518)</b>	<b>(1,133,029)</b>
<b>NET DECREASE IN CASH AND CASH EQUIVALENTS</b>		
現金及現金等值項目減少淨額	(663,042)	(506,134)
<b>CASH AND CASH EQUIVALENTS AT 1 JANUARY</b>		
於一月一日的現金及現金等值項目	5,605,179	2,841,771
<b>Effect of foreign exchange rate changes 匯率變動的影響</b>	<b>30,692</b>	<b>(818)</b>
<b>CASH AND CASH EQUIVALENTS AT 30 JUNE</b>		
於六月三十日的現金及現金等值項目	4,972,829	2,334,819
represented by bank balances and cash 以銀行結餘及現金呈列		

# Notes to the Condensed Consolidated Financial Statements

## 簡明綜合財務報表附註

FOR THE SIX MONTHS ENDED 30 JUNE 2022 截至二零二二年六月三十日止六個月

### 1. GENERAL INFORMATION AND BASIS OF PRESENTATION

The Company was incorporated in the Cayman Islands on 21 September 2006 as an exempted company under the Companies Act Chapter 22 (Law 3 of 1961 as consolidated and revised, formerly known as Companies Law) of the Cayman Islands and its shares have been listed on The Stock Exchange of Hong Kong Limited with effect from 15 June 2007.

The condensed consolidated financial statements have been prepared in accordance with Hong Kong Accounting Standard 34 (“**HKAS 34**”) *Interim Financial Reporting* issued by the Hong Kong Institute of Certified Public Accountants (the “**HKICPA**”) as well as the applicable disclosure requirements of Appendix 16 to the Rules Governing the Listing of Securities on The Stock Exchange of Hong Kong Limited (the “**Listing Rules**”).

The condensed consolidated financial statements are presented in Renminbi (“**RMB**”), which is also the functional currency of the Company.

### 1. 基本資料及編製基準

本公司於二零零六年九月二十一日在開曼群島根據開曼群島公司法第二十二章（一九六一年第三號法例，經綜合及修訂，前稱公司法）註冊成立為獲豁免公司，其股份自二零零七年六月十五日起在香港聯合交易所有限公司上市。

本簡明綜合財務報表乃根據香港會計師公會（「香港會計師公會」）頒佈的香港會計準則第34號（「香港會計準則第34號」）*中期財務報告*及香港聯合交易所有限公司證券上市規則（「上市規則」）附錄16的適用披露規定而編製。

本簡明綜合財務報表以人民幣（「人民幣」）呈列，人民幣亦為本公司的功能貨幣。

# Notes to the Condensed Consolidated Financial Statements

## 簡明綜合財務報表附註

FOR THE SIX MONTHS ENDED 30 JUNE 2022 截至二零二二年六月三十日止六個月

## 2. PRINCIPAL ACCOUNTING POLICIES

The condensed consolidated financial statements have been prepared on the historical cost basis except for certain financial instruments, which are measured at fair values.

Other than additional accounting policies resulting from application of amendments to Hong Kong Financial Reporting Standards (“HKFRSs”), the accounting policies and methods of computation used in the condensed consolidated financial statements for the six months ended 30 June 2022 are the same as those presented in the Group’s annual financial statements for the year ended 31 December 2021.

### Application of amendments to HKFRSs

In the current interim period, the Group has applied the following amendments to HKFRSs issued by the HKICPA, for the first time, which are mandatorily effective for the Group’s annual period beginning on 1 January 2022 for the preparation of the Group’s condensed consolidated financial statements:

Amendments to HKFRS 3	Reference to the Conceptual Framework
Amendment to HKFRS 16	Covid-19-Related Rent Concessions beyond 30 June 2021
Amendments to HKAS 16	Property, Plant and Equipment – Proceeds before Intended Use
Amendments to HKAS 37	Onerous Contracts – Cost of Fulfilling a Contract
Amendments to HKFRSs	Annual Improvements to HKFRSs 2018-2020

The application of the amendments to HKFRSs in the current interim period has had no material impact on the Group’s financial positions and performance for the current and prior periods and/or on the disclosures set out in these condensed consolidated financial statements.

## 2. 主要會計政策

本簡明綜合財務報表乃按歷史成本基準編製，惟按公允值計量的若干金融工具除外。

除因應用經修訂香港財務報告準則（「香港財務報告準則」）而新增的會計政策外，截至二零二二年六月三十日止六個月的簡明綜合財務報表採用的會計政策及計算方法與本集團截至二零二一年十二月三十一日止年度的年度財務報表所呈列者一致。

### 應用經修訂香港財務報告準則

於本中期期間，本集團已首次應用下列由香港會計師公會頒佈的經修訂香港財務報告準則，其於二零二二年一月一日開始的年度期間強制生效，以編製本集團的簡明綜合財務報表：

香港財務報告準則第3號（修訂本）	概念框架之提述
香港財務報告準則第16號（修訂本）	二零二一年六月三十日之后冠狀病毒病相關之租金寬減
香港會計準則第16號（修訂本）	物業、機器及設備 – 達到預定使用狀態前之價款
香港會計準則第37號（修訂本）	虧損性合約 – 履行合約之成本
香港財務報告準則（修訂本）	香港財務報告準則二零一八年至二零二零年之年度改進

於本中期期間應用經修訂香港財務報告準則對本集團於本期間及過往期間的財務狀況及表現及／或該等簡明綜合財務報表所載披露並無重大影響。

# Notes to the Condensed Consolidated Financial Statements

## 簡明綜合財務報表附註

FOR THE SIX MONTHS ENDED 30 JUNE 2022 截至二零二二年六月三十日止六個月

### 3A. REVENUE FROM CONTRACTS WITH CUSTOMERS

### 3A. 客戶合約收入

#### Disaggregation of revenue from contracts with customers

#### 客戶合約收入的細分

	For the six months ended 30 June 截至六月三十日止六個月	
	2022 二零二二年 RMB'000 人民幣千元 (unaudited) (未經審核)	2021 二零二一年 RMB'000 人民幣千元 (unaudited) (未經審核)
<b>Sales of optical and optical-related products 光學及光學相關產品銷售</b>		
Handset related products 手機相關產品	12,755,600	15,852,409
Vehicle related products 車載相關產品	1,724,815	1,613,885
Augmented reality/virtual reality related products 增強現實／虛擬現實相關產品	659,967	597,033
Digital camera related products 數碼相機相關產品	401,706	468,268
Other lens sets 其他鏡頭	239,982	213,643
Other spherical lens and plane products 其他球面鏡片及平面產品	196,513	90,060
Optical instruments 光學儀器	158,762	122,215
Other products 其他產品	834,411	875,923
<b>Total 總額</b>	<b>16,971,756</b>	<b>19,833,436</b>
	For the six months ended 30 June 截至六月三十日止六個月	
	2022 二零二二年 RMB'000 人民幣千元 (unaudited) (未經審核)	2021 二零二一年 RMB'000 人民幣千元 (unaudited) (未經審核)
<b>Geographical markets 地區市場</b>		
China 中國	11,500,039	15,702,317
Asia (except China) 亞洲(中國除外)	4,324,765	3,061,860
Europe 歐洲	601,077	602,391
North America 北美洲	426,236	442,945
Others 其他	119,639	23,923
<b>Total 總額</b>	<b>16,971,756</b>	<b>19,833,436</b>
<b>Timing of revenue recognition 確認收入的時間</b>		
A point in time 時點確認	16,971,756	19,833,436



# Notes to the Condensed Consolidated Financial Statements

## 簡明綜合財務報表附註

FOR THE SIX MONTHS ENDED 30 JUNE 2022 截至二零二二年六月三十日止六個月

### 3B. SEGMENT INFORMATION

Information reported to the Board of Directors, being the chief operating decision maker, for the purpose of resource allocation and assessment of segment performance, focuses on types of goods delivered because the management has chosen to organise the Group among different major products. No operating segments identified by chief operating decision maker have been aggregated in arriving at the reportable segments of the Group.

Specifically, the Group's operating segments under HKFRS 8 *Operating Segments* are as follows:

1. Optical Components;
2. Optoelectronic Products; and
3. Optical Instruments.

The following is an analysis of the Group's revenue and results by operating and reportable segments:

For the six months ended 30 June 2022

	Optical Components 光學零件 RMB'000 人民幣千元 (unaudited) (未經審核)	Optoelectronic Products 光電產品 RMB'000 人民幣千元 (unaudited) (未經審核)	Optical Instruments 光學儀器 RMB'000 人民幣千元 (unaudited) (未經審核)	Segments' total 分部總額 RMB'000 人民幣千元 (unaudited) (未經審核)	Eliminations 抵銷 RMB'000 人民幣千元 (unaudited) (未經審核)	Total 總額 RMB'000 人民幣千元 (unaudited) (未經審核)
<b>Revenue 收入</b>						
External sales 外部銷售	4,399,044	12,370,867	201,845	16,971,756	-	16,971,756
Inter-segment sales 分部間銷售	1,162,632	1,515	46,065	1,210,212	(1,210,212)	-
<b>Total 總額</b>	<b>5,561,676</b>	<b>12,372,382</b>	<b>247,910</b>	<b>18,181,968</b>	<b>(1,210,212)</b>	<b>16,971,756</b>
Segment profit 分部溢利	1,160,152	684,405	63,746	1,908,303	-	1,908,303
Share of results of associates 分佔聯營公司的業績						955
Unallocated other income, other gains and losses 未分配其他收益、其他收益及虧損						(98,983)
Unallocated administrative expenses and finance costs 未分配行政開支和融資成本						(126,515)
Profit before tax 除稅前溢利						1,683,760

### 3B. 分部資料

就資源分配及分部表現評估向董事會（即主要營運決策者）所呈報的資料，側重於交付的產品之類型，理由是管理層已選擇按不同主要產品組織本集團。於達致本集團的可報告分部時，主要營運決策者所得到的營運分部概無經合計。

具體而言，根據香港財務報告準則第8號營運分部，本集團的營運分部如下：

1. 光學零件；
2. 光電產品；及
3. 光學儀器。

本集團按營運及可報告分部劃分的收入及業績分析如下：

截至二零二二年六月三十日止六個月

# Notes to the Condensed Consolidated Financial Statements

## 簡明綜合財務報表附註

FOR THE SIX MONTHS ENDED 30 JUNE 2022 截至二零二二年六月三十日止六個月

### 3B. SEGMENT INFORMATION (Continued)

### 3B. 分部資料 (續)

For the six months ended 30 June 2021

截至二零二一年六月三十日止六個月

	Optical Components 光學零件 RMB'000 人民幣千元 (unaudited) (未經審核)	Optoelectronic Products 光電產品 RMB'000 人民幣千元 (unaudited) (未經審核)	Optical Instruments 光學儀器 RMB'000 人民幣千元 (unaudited) (未經審核)	Segments' total 分部總額 RMB'000 人民幣千元 (unaudited) (未經審核)	Eliminations 抵銷 RMB'000 人民幣千元 (unaudited) (未經審核)	Total 總額 RMB'000 人民幣千元 (unaudited) (未經審核)
<b>Revenue 收入</b>						
External sales 外部銷售	4,343,858	15,307,843	181,735	19,833,436	-	19,833,436
Inter-segment sales 分部間銷售	1,705,666	8,431	22,082	1,736,179	(1,736,179)	-
Total 總額	6,049,524	15,316,274	203,817	21,569,615	(1,736,179)	19,833,436
Segment profit 分部溢利	1,627,695	1,665,208	24,370	3,317,273	-	3,317,273
Share of results of associates 分佔聯營公司的業績						20
Unallocated other income, other gains and losses 未分配其他收益、其他收益及虧損						40,588
Unallocated administrative expenses and finance costs 未分配行政開支和融資成本						(128,906)
Profit before tax 除稅前溢利						3,228,975

As at 30 June 2022

於二零二二年六月三十日

	Optical Components 光學零件 RMB'000 人民幣千元 (unaudited) (未經審核)	Optoelectronic Products 光電產品 RMB'000 人民幣千元 (unaudited) (未經審核)	Optical Instruments 光學儀器 RMB'000 人民幣千元 (unaudited) (未經審核)	Total 總額 RMB'000 人民幣千元 (unaudited) (未經審核)
<b>Assets 資產</b>				
Trade receivables 貿易應收款項	1,798,804	4,309,760	69,322	6,177,886
Bill receivables 應收票據	472,677	233,162	15,147	720,986
Inventories 存貨	1,993,324	3,231,066	87,171	5,311,561
Total segment assets 分部資產總值	4,264,805	7,773,988	171,640	12,210,433
Unallocated assets 未分配資產				26,094,492
Consolidated assets 總資產				38,304,925
<b>Liabilities 負債</b>				
Trade payables 貿易應付款項	2,047,339	3,071,975	105,605	5,224,919
Note payables 應付票據	357,917	979,541	25,176	1,362,634
Total segment liabilities 分部負債總額	2,405,256	4,051,516	130,781	6,587,553
Unallocated liabilities 未分配負債				10,609,732
Consolidated liabilities 總負債				17,197,285

# Notes to the Condensed Consolidated Financial Statements

## 簡明綜合財務報表附註

FOR THE SIX MONTHS ENDED 30 JUNE 2022 截至二零二二年六月三十日止六個月

### 3B. SEGMENT INFORMATION (Continued)

### 3B. 分部資料 (續)

As at 31 December 2021

於二零二一年十二月三十一日

	Optical Components 光學零件 RMB'000 人民幣千元 (audited) (經審核)	Optoelectronic Products 光電產品 RMB'000 人民幣千元 (audited) (經審核)	Optical Instruments 光學儀器 RMB'000 人民幣千元 (audited) (經審核)	Total 總額 RMB'000 人民幣千元 (audited) (經審核)
<b>Assets 資產</b>				
Trade receivables 貿易應收款項	1,878,514	3,690,969	65,169	5,634,652
Bill receivables 應收票據	616,115	387,528	5,993	1,009,636
Inventories 存貨	1,854,941	3,532,694	94,223	5,481,858
Total segment assets 分部資產總值	4,349,570	7,611,191	165,385	12,126,146
Unallocated assets 未分配資產				26,647,694
Consolidated assets 總資產				38,773,840
<b>Liabilities 負債</b>				
Trade payables 貿易應付款項	2,085,218	3,741,727	104,278	5,931,223
Note payables 應付票據	530,292	1,267,054	23,938	1,821,284
Total segment liabilities 分部負債總額	2,615,510	5,008,781	128,216	7,752,507
Unallocated liabilities 未分配負債				10,126,067
Consolidated liabilities 總負債				17,878,574

Segment profit represents the profit earned by each segment without allocation of gains and losses, income and expenses of unallocated subsidiaries and central administration costs including Directors' emoluments, share of results of associates and finance costs. There were asymmetrical allocations to operating segments because the Group allocates interest income, government grants, depreciation and amortisation and gain or loss on disposal of property, plant and equipment to each segment without allocating the related bank balances, deferred income, property, plant and equipment and intangible assets to those segments. This is the measure reported to the Board of Directors for the purposes of resource allocation and performance assessment.

分部溢利指由各分部所賺取的溢利，但並無攤分未分配附屬公司的損益、收入及開支和中央行政成本（包括董事薪金、分佔聯營公司的業績及融資成本）。營運分部間存在不對稱分配，這是由於本集團在分配利息收入、政府補助金、折舊及攤銷和出售物業、機器及設備的收益或虧損至各分部時，並未向各分部分配相關銀行結餘、遞延收入、物業、機器及設備和無形資產。此乃向董事會報告時用作資源分配及表現評估的基準。

# Notes to the Condensed Consolidated Financial Statements

## 簡明綜合財務報表附註

FOR THE SIX MONTHS ENDED 30 JUNE 2022 截至二零二二年六月三十日止六個月

### 3B. SEGMENT INFORMATION (Continued)

Inter-segment sales are charged at prevailing market rates.

For the purposes of monitoring segment performances and allocating resources between segments:

- Trade receivables, bill receivables and inventories are allocated to the respective operating segments. All other assets are unallocated assets, which are not regularly reported to the Board of Directors.
- Trade payables and note payables are allocated to the respective operating segments. All other liabilities are unallocated liabilities, which are not regularly reported to the Board of Directors.

### 3B. 分部資料 (續)

分部間銷售按現行市價入賬。

就監察分部表現及在分部間分配資源而言：

- 貿易應收款項、應收票據及存貨均分配至相應的營運分部。所有其他資產均指不定期向董事會報告的未分配資產。
- 貿易應付款項及應付票據均分配至相應的營運分部。所有其他負債均指不定期向董事會報告的未分配負債。

### 4. OTHER INCOME

### 4. 其他收益

	For the six months ended 30 June 截至六月三十日止六個月	
	2022 二零二二年 RMB'000 人民幣千元 (unaudited) (未經審核)	2021 二零二一年 RMB'000 人民幣千元 (unaudited) (未經審核)
Government grants (Note 26) 政府補助金 (附註26)	142,525	48,126
Interest income from time deposits and short term fixed deposits, pledged bank deposits and bank balances 定期存款、短期定期存款、已抵押銀行存款及銀行結餘利息收益	69,117	41,295
Investment income from unlisted financial products at FVTPL 按公允值計入損益的非上市金融產品的投資收益	144,393	128,757
Interest income from debt instruments 債務工具利息收益	818	3,003
Interest income from small loan services 小額貸款服務利息收益	3,387	3,657
Income from sales of moulds 銷售模具收益	10,538	7,761
Income from sales of scrap materials 銷售廢料收益	29,096	15,274
Others 其他	8,473	10,783
	<b>408,347</b>	258,656

# Notes to the Condensed Consolidated Financial Statements

## 簡明綜合財務報表附註

FOR THE SIX MONTHS ENDED 30 JUNE 2022 截至二零二二年六月三十日止六個月

### 5. OTHER GAINS AND LOSSES

### 5. 其他收益及虧損

	For the six months ended 30 June 截至六月三十日止六個月	
	2022 二零二二年 RMB'000 人民幣千元 (unaudited) (未經審核)	2021 二零二一年 RMB'000 人民幣千元 (unaudited) (未經審核)
Net foreign exchange loss 外匯虧損淨額	(77,134)	(26,559)
Gain (loss) on disposal of property, plant and equipment 出售物業、機器及設備的收益(虧損)	7,417	(48,893)
(Loss) gain on changes in fair value of derivative financial instruments, net 衍生金融工具公允值變動產生的(虧損)收益淨額	(12,278)	85,744
Loss on changes in fair value of debt instruments, equity investments and fund investments at FVTPL 按公允值計入損益的債務工具、股權投資及基金投資公允值變動產生的虧損	(28,703)	(1,362)
Gain on disposal of a subsidiary (Note 7) 出售一間附屬公司的收益(附註7)	55,200	-
Others 其他	-	(617)
	<b>(55,498)</b>	8,313

### 6. INCOME TAX EXPENSE

### 6. 所得稅開支

	For the six months ended 30 June 截至六月三十日止六個月	
	2022 二零二二年 RMB'000 人民幣千元 (unaudited) (未經審核)	2021 二零二一年 RMB'000 人民幣千元 (unaudited) (未經審核)
Current tax: 即期稅項：		
– The PRC Enterprise Income Tax 中國企業所得稅	289,257	431,101
– Withholding tax expense 預繳稅開支	57,521	38,750
– Other jurisdiction 其他管轄區	5,053	14,583
	<b>351,831</b>	484,434
Deferred tax (Note 14): 遞延稅項(附註14)：		
– Current period 本期間	(46,914)	37,910
	<b>304,917</b>	522,344

# Notes to the Condensed Consolidated Financial Statements

## 簡明綜合財務報表附註

FOR THE SIX MONTHS ENDED 30 JUNE 2022 截至二零二二年六月三十日止六個月

### 7. DISPOSAL OF A SUBSIDIARY

In April 2022, the Group entered into an agreement with an independent third party to dispose all of its 100% equity interests in Ningbo Sunny Intelligent Technology Co., Ltd. with net liabilities of approximately RMB22,200,000. The consideration was RMB33,000,000 and disposal gains of RMB55,200,000 was recognised in profit or loss of the current interim period.

### 7. 出售一間附屬公司

二零二二年四月，本集團與獨立第三方簽訂協議，全額出售其持有的寧波舜宇智能科技有限公司100%的股權，負債淨額約為人民幣22,200,000元。代價為人民幣33,000,000元，出售所得收益為人民幣55,200,000元，於本中期期間在損益內確認。

### 8. PROFIT FOR THE PERIOD

### 8. 期內溢利

	For the six months ended 30 June 截至六月三十日止六個月	
	2022 二零二二年 RMB'000 人民幣千元 (unaudited) (未經審核)	2021 二零二一年 RMB'000 人民幣千元 (unaudited) (未經審核)
Profit for the period has been arrived at after charging (crediting) the following items: 期內溢利已扣除(計入)下列各項：		
Depreciation of property, plant and equipment 物業、機器及設備折舊	876,474	820,331
Depreciation of investment properties 投資物業折舊	2,440	2,195
Depreciation of right-of-use assets 使用權資產折舊	33,962	29,179
Amortisation of intangible assets 無形資產攤銷	28,105	28,106
(Reversal of) allowance for inventories (撥回)存貨撥備	(47,952)	107,721

# Notes to the Condensed Consolidated Financial Statements

## 簡明綜合財務報表附註

FOR THE SIX MONTHS ENDED 30 JUNE 2022 截至二零二二年六月三十日止六個月

### 9. EARNINGS PER SHARE

The calculation of basic and diluted earnings per share attributable to the owners of the Company is based on the following data:

### 9. 每股盈利

本公司股東應佔每股基本及攤薄盈利乃根據以下數據計算：

	For the six months ended 30 June 截至六月三十日止六個月	
	2022 二零二二年 RMB'000 人民幣千元 (unaudited) (未經審核)	2021 二零二一年 RMB'000 人民幣千元 (unaudited) (未經審核)
<b>Earnings 盈利</b>		
Earnings for the purposes of basic and diluted earnings per share 計算每股基本及攤薄盈利的盈利	<b>1,357,905</b>	2,687,979
	<b>'000</b> 千股	'000 千股
<b>Number of shares 股份數目</b>		
Weighted average number of ordinary shares for the purpose of basic earnings per share (Note) 計算每股基本盈利的普通股加權平均數(附註)	<b>1,093,966</b>	1,093,017
Effect of dilutive potential ordinary shares – restricted shares 潛在攤薄普通股的影響 – 限制性股份	<b>872</b>	1,686
Weighted average number of ordinary shares for the purpose of diluted earnings per share 計算每股攤薄盈利的普通股加權平均數	<b>1,094,838</b>	1,094,703

Note: The weighted average number of ordinary shares has been calculated taking into account the shares held by the Group under share award scheme.

附註：普通股加權平均數的計算已考慮股份獎勵計劃下本集團持有的股份。

# Notes to the Condensed Consolidated Financial Statements

## 簡明綜合財務報表附註

FOR THE SIX MONTHS ENDED 30 JUNE 2022 截至二零二二年六月三十日止六個月

### 10. DIVIDENDS

### 10. 股息

	For the six months ended 30 June 截至六月三十日止六個月	
	2022 二零二二年 RMB'000 人民幣千元 (unaudited) (未經審核)	2021 二零二一年 RMB'000 人民幣千元 (unaudited) (未經審核)
Dividends recognised as distribution during the period: 期內確認為分派的股息：		
Final dividend paid in 2022 for 2021 of Hong Kong Dollar (“HK\$” or “HKD”) 111.80 cents per share, approximately RMB95.52 cents per share (2021: HK\$105.70 cents per share for 2020, approximately RMB88.80 cents per share) 二零二二年已付二零二一年末期股息每股111.80港仙(「港仙」)，約為每股人民幣95.52分(二零二一年：二零二零年末期股息每股105.70港仙，約為每股人民幣88.80分)	1,047,715	974,003

The Directors of the Company do not recommend the payment of an interim dividend for the six months ended 30 June 2022 (corresponding period of 2021: nil).

本公司董事建議不派發截至二零二二年六月三十日止六個月的中期股息(二零二一年同期：無)。

### 11. MOVEMENTS IN PROPERTY, PLANT AND EQUIPMENT, RIGHT-OF-USE ASSETS AND INVESTMENT PROPERTIES

### 11. 物業、機器及設備、使用權資產及投資物業的變動

#### (a) Property, plant and equipment

#### (a) 物業、機器及設備

During the current interim period, the Group acquired manufacturing equipment and incurred construction costs for manufacturing plants of approximately RMB827,255,000 (corresponding period of 2021: RMB1,162,207,000) in order to upgrade its manufacturing capabilities and capacity expansion.

於本中期期間，為提升生產能力及擴張產能，本集團購買生產設備及產生生產機器建設成本約為人民幣827,255,000元(二零二一年同期：人民幣1,162,207,000元)。

In addition, the Group disposed certain of its plants and equipment with a carrying amount of approximately RMB16,238,000 (corresponding period of 2021: RMB58,225,000) which resulted in a disposal gain of approximately RMB7,417,000 (corresponding period of 2021: a loss of RMB48,893,000).

此外，本集團出售賬面值約為人民幣16,238,000元(二零二一年同期：人民幣58,225,000元)的若干機器及設備，產生出售收益約為人民幣7,417,000元(二零二一年同期：虧損為人民幣48,893,000元)。



# Notes to the Condensed Consolidated Financial Statements

## 簡明綜合財務報表附註

FOR THE SIX MONTHS ENDED 30 JUNE 2022 截至二零二二年六月三十日止六個月

### 11. MOVEMENTS IN PROPERTY, PLANT AND EQUIPMENT, RIGHT-OF-USE ASSETS AND INVESTMENT PROPERTIES (Continued)

#### (a) Property, plant and equipment (Continued)

As at 30 June 2022, no property, plant and equipment of the Group were pledged to secure bank borrowings granted.

#### (b) Right-of-use assets

During the current interim period, the Group entered into several new lease agreements for the use of office and manufactory for a range of 2-7 years. On the lease commencement date, the Group recognised additional RMB144,463,000 of right-of-use assets (corresponding period of 2021: RMB61,262,000) and RMB142,589,000 of lease liabilities (corresponding period of 2021: RMB60,266,000).

During the current interim period, the Group also acquired a leasehold land which was recognised as right-of-use assets on the commencement date in the amount of RMB25,771,000 (corresponding period of 2021: nil).

As at 30 June 2022, no leasehold lands of the Group were pledged to secure bank borrowings granted.

#### (c) Investment properties

During the current interim period, a depreciation charge of RMB2,440,000 (corresponding period of 2021: RMB2,195,000) was recognised in profit or loss and the carrying amount of investment properties amounting to RMB37,940,000 as at 30 June 2022.

### 11. 物業、機器及設備、使用權資產及投資物業的變動 (續)

#### (a) 物業、機器及設備 (續)

於二零二二年六月三十日，本集團並未抵押物業、機器及設備作為擔保以獲授銀行借貸。

#### (b) 使用權資產

於本中期期間，本集團就介乎兩至七年的辦公室及工廠使用訂立若干新租賃協議。於租賃開始日期，本集團確認新增使用權資產為人民幣144,463,000元（二零二一年同期：人民幣61,262,000元）及租賃負債為人民幣142,589,000元（二零二一年同期：人民幣60,266,000元）。

於本中期期間，本集團亦獲得一塊租賃土地，於開始日期確認為使用權資產的相關金額為人民幣25,771,000元（二零二一年同期：無）。

於二零二二年六月三十日，本集團並未抵押租賃土地作為擔保以獲授銀行借貸。

#### (c) 投資物業

於本中期期間，在損益中確認折舊支出為人民幣2,440,000元（二零二一年同期：人民幣2,195,000元），該等投資物業於二零二二年六月三十日的賬面值為人民幣37,940,000元。

# Notes to the Condensed Consolidated Financial Statements

## 簡明綜合財務報表附註

FOR THE SIX MONTHS ENDED 30 JUNE 2022 截至二零二二年六月三十日止六個月

### 12. INTANGIBLE ASSETS

As at 30 June 2022, the Group held (i) licensing patent acquired from Konica Minolta, Inc. (“KMI”), an independent third party of the Group, which allows the Group to develop, produce and sell licensed products; (ii) patent and other intangible assets acquired from the acquisition of Sunny Mobility Technologies (Ningbo) Co., Ltd.; and (iii) licensing patent acquired from an independent third party.

### 12. 無形資產

於二零二二年六月三十日，本集團持有(i)自柯尼卡美能達公司(「KMI」，本集團之獨立第三方)購買的許可專利，該公司允許本集團開發、生產及銷售獲許可產品；(ii)收購寧波舜宇智行傳感技術有限公司的專利及其他無形資產；及(iii)自一名獨立第三方收購的許可專利。

### 13. INTERESTS IN ASSOCIATES

### 13. 於聯營公司的權益

	30 June 2022 二零二二年 六月三十日 RMB'000 人民幣千元 (unaudited) (未經審核)	31 December 2021 二零二一年 十二月三十一日 RMB'000 人民幣千元 (audited) (經審核)
Cost of investment in unlisted associates 非上市聯營公司投資成本	256,115	251,115
Share of post-acquisition profit or loss and other comprehensive income or expense, net of dividends received 分佔收購後損益及其他全面收益或開支，扣減已收股息	14,347	13,392
Impairment loss recognised 已確認減值虧損	(62,866)	(62,866)
	<b>207,596</b>	201,641

As at 30 June 2022, the Group held approximately (i) 31.00% (31 December 2021: 31.00%) of ownership interests in Jiangsu Sunny Medical Equipments Co., Ltd.; (ii) 14.26% (31 December 2021: 14.26%) of ownership interests in a Japanese company which is mainly engaged in the research and development of advanced nanotechnology; (iii) 25.00% (31 December 2021: 25.00%) of ownership interests in 浙江生一光學感知技術有限公司; (iv) 16.41% (31 December 2021: 16.41%) of ownership interests in 餘姚市陽明智行投資中心(有限合夥); (v) 15.63% (31 December 2021: 15.63%) of ownership interests in 杭州九州舜創股權投資合夥企業(有限合夥); and (vi) 52.00% (31 December 2021: 52.00%) of ownership interests in 杭州舜富股權投資合夥企業(有限合夥). These six entities were accounted for as associates.

於二零二二年六月三十日，本集團持有約(i) 31.00% (二零二一年十二月三十一日：31.00%) 江蘇舜宇醫療器械有限公司所有權權益；(ii) 14.26% (二零二一年十二月三十一日：14.26%) 一家主要從事先進納米技術研發的日本公司所有權權益；(iii) 25.00% (二零二一年十二月三十一日：25.00%) 浙江生一光學感知技術有限公司所有權權益；(iv) 16.41% (二零二一年十二月三十一日：16.41%) 餘姚市陽明智行投資中心(有限合夥)所有權權益；(v) 15.63% (二零二一年十二月三十一日：15.63%) 杭州九州舜創股權投資合夥企業(有限合夥)所有權權益；及(vi) 52.00% (二零二一年十二月三十一日：52.00%) 杭州舜富股權投資合夥企業(有限合夥)所有權權益。這六家實體已入賬列作聯營公司。

# Notes to the Condensed Consolidated Financial Statements

## 簡明綜合財務報表附註

FOR THE SIX MONTHS ENDED 30 JUNE 2022 截至二零二二年六月三十日止六個月

### 14. DEFERRED TAXATION

For the purpose of presentation in the condensed consolidated statement of financial position, certain deferred tax assets and liabilities have been offset. The following is the analysis of the deferred tax balances for financial reporting purposes:

	<b>30 June 2022 二零二二年 六月三十日 RMB'000 人民幣千元 (unaudited) (未經審核)</b>	31 December 2021 二零二一年 十二月三十一日 RMB'000 人民幣千元 (audited) (經審核)
Deferred tax assets 遞延稅項資產	<b>(270,023)</b>	(255,651)
Deferred tax liabilities 遞延稅項負債	<b>987,280</b>	1,015,890
	<b>717,257</b>	760,239

### 14. 遞延稅項

就呈列簡明綜合財務狀況表而言，已抵銷若干遞延稅項資產及負債。就財務報告目的而對遞延稅項結餘的分析如下：

The following are the major deferred tax liabilities (assets) recognised and movements thereon during the current and prior periods:

於本期間及過往期間確認的主要遞延稅項負債（資產）及其變動如下：

	Withholding tax on distributed profit from the PRC 來自中國 已分配利潤 的預繳稅 RMB'000 人民幣千元	Allowance for inventories and ECL provision 存貨撥備及 預期信貸虧損 撥備 RMB'000 人民幣千元	Deferred subsidy income 遞延補貼收入 RMB'000 人民幣千元	Accelerated depreciation 加速折舊 RMB'000 人民幣千元	Accrued bonus 應計獎金 RMB'000 人民幣千元	Others 其他 RMB'000 人民幣千元	Total 總額 RMB'000 人民幣千元
At 1 January 2021 (audited) 於二零二一年一月一日 (經審核)	145,737	(91,356)	(8,321)	712,126	(97,519)	20,810	681,477
Charge (credit) to profit or loss 於損益中扣除 (計入)	11,634	(20,576)	(18,358)	97,876	1,778	5,912	78,266
Charge to other comprehensive income 於其他全面收益中扣除	-	-	-	-	-	496	496
At 31 December 2021 (audited) 於二零二一年十二月三十一日 (經審核)	157,371	(111,932)	(26,679)	810,002	(95,741)	27,218	760,239
(Credit) charge to profit or loss (Note 6) 於損益中 (計入) 扣除 (附註6)	(39,784)	5,880	(1,490)	18,995	(3,761)	(26,754)	(46,914)
Charge to other comprehensive income 於其他全面收益中扣除	-	-	-	-	-	219	219
Eliminated on disposal of a subsidiary 在出售一間附屬公司時撇銷	-	1,399	2,314	-	-	-	3,713
At 30 June 2022 (unaudited) 於二零二二年六月三十日 (未經審核)	<b>117,587</b>	<b>(104,653)</b>	<b>(25,855)</b>	<b>828,997</b>	<b>(99,502)</b>	<b>683</b>	<b>717,257</b>

# Notes to the Condensed Consolidated Financial Statements

## 簡明綜合財務報表附註

FOR THE SIX MONTHS ENDED 30 JUNE 2022 截至二零二二年六月三十日止六個月

### 15. DEPOSITS AND PREPAYMENTS PAID FOR ACQUISITION OF PROPERTY, PLANT AND EQUIPMENT

The deposits and prepayments are paid for construction of factory buildings and acquisition of plants and equipment located in the PRC and other regions.

During the current interim period, the Group paid an amount of approximately RMB585,025,000 (corresponding period of 2021: RMB225,572,000) as the deposits and prepayments for acquisition of property, plant and equipment and transferred an amount of approximately RMB191,978,000 (corresponding period of 2021: RMB307,139,000) to property, plant and equipment.

### 16. EQUITY INSTRUMENTS AT FAIR VALUE THROUGH OTHER COMPREHENSIVE INCOME

During the current interim period, the Group made new equity investments measured as equity instruments at FVTOCI amounting to RMB3,500,000 (2021: RMB40,849,000), and the fair value gain in the amount of RMB1,241,000 (2021: RMB2,808,000), net off with the recognition of related deferred tax liabilities of RMB219,000 (2021: RMB496,000) was recognised in FVTOCI reserve.

### 15. 就收購物業、機器及設備已支付的按金及預付款項

本集團就興建廠房樓宇以及收購位於中國及其他地區的機器及設備而支付按金及預付款項。

於本中期期間，本集團就收購物業、機器及設備已支付的按金及預付款項金額約為人民幣585,025,000元（二零二一年同期：人民幣225,572,000元），並將金額約為人民幣191,978,000元的按金及預付款項轉撥至物業、機器及設備（二零二一年同期：人民幣307,139,000元）。

### 16. 按公允值計入其他全面收益的權益工具

於本中期期間，本集團作出新的股權投資，以按公允值計入其他全面收益的權益工具計量為人民幣3,500,000元（二零二一年：人民幣40,849,000元），而公允值收益（扣除確認有關遞延稅項負債人民幣219,000元（二零二一年：人民幣496,000元））人民幣1,241,000元（二零二一年：人民幣2,808,000元）已於按公允值計入其他全面收益的儲備中確認。

# Notes to the Condensed Consolidated Financial Statements

## 簡明綜合財務報表附註

FOR THE SIX MONTHS ENDED 30 JUNE 2022 截至二零二二年六月三十日止六個月

### 17. FINANCIAL ASSETS AT FAIR VALUE THROUGH PROFIT OR LOSS

### 17. 按公允值計入損益的金融資產

	30 June 2022 二零二二年 六月三十日 RMB'000 人民幣千元 (unaudited) (未經審核)	31 December 2021 二零二一年 十二月三十一日 RMB'000 人民幣千元 (audited) (經審核)
<b>Current assets 流動資產</b>		
Fund investments (Note a) 基金投資 (附註a)	–	283,132
Unlisted financial products (Note b) 非上市金融產品 (附註b)	<b>8,279,431</b>	7,992,170
Debt instruments (Note c) 債務工具 (附註c)	<b>6,728</b>	38,841
	<b>8,286,159</b>	8,314,143
<b>Non-current assets 非流動資產</b>		
Equity investments (Note d) 股權投資 (附註d)	<b>19,518</b>	19,518
	<b>19,518</b>	19,518

Notes:

附註：

#### (a) Fund investments

During the current interim period, the Group disposed of all fund investments at the proceed of RMB254,580,000 (corresponding period of 2021: nil) and no new fund investment was purchased (corresponding period of 2021: nil) during the current interim period.

#### (a) 基金投資

於本中期期間，本集團出售所有基金投資，所得款項為人民幣254,580,000元（二零二一年同期：無），且於本中期期間概無購買任何新基金投資（二零二一年同期：無）。

# Notes to the Condensed Consolidated Financial Statements

## 簡明綜合財務報表附註

FOR THE SIX MONTHS ENDED 30 JUNE 2022 截至二零二二年六月三十日止六個月

### 17. FINANCIAL ASSETS AT FAIR VALUE THROUGH PROFIT OR LOSS (Continued)

Notes: (Continued)

#### (b) Unlisted financial products

The Group entered into several contracts of unlisted financial products with banks, which are managed by related banks in the PRC to invest principally in certain financial assets including bonds, trusts and cash funds, etc. The unlisted financial products have been accounted for as financial assets at FVTPL on initial recognition in which that the return on the unlisted financial products was determined by reference to the performance of the underlying investment assets and as at 30 June 2022, the expected return rate stated in the contracts ranges from 2.00% to 5.30% (31 December 2021: 1.78% to 4.60%) per annum.

The investment income from unlisted financial products amounting to RMB144,393,000 (corresponding period of 2021: RMB128,757,000) was recognised in the profit or loss in the current interim period.

#### (c) Debt instruments

During the current interim period, the Group disposed of a debt instrument at the proceed of RMB33,346,000 (corresponding period of 2021: nil), and no new debt instrument was purchased (corresponding period of 2021: nil).

The loss on the fair value change of the remaining debt instruments amounting to RMB140,000 (corresponding period of 2021: a loss of RMB627,000) was recognised in the profit or loss in the current interim period.

#### (d) Equity investments

The Group's equity investments in several partnership enterprises amounting to RMB19,518,000 (31 December 2021: RMB19,518,000) were classified as financial assets at FVTPL.

In the opinion of the Directors of the Company, the fair value change of the equity investments is insignificant in the current interim period.

### 17. 按公允值計入損益的金融資產 (續)

附註：(續)

#### (b) 非上市金融產品

本集團與銀行簽訂若干非上市金融產品合約，其由中國的相關銀行管理，主要投資於債券、信託及現金基金等若干金融資產。非上市金融產品在初步確認時已列作按公允值計入損益的金融資產，該部分非上市金融產品的收益根據相關投資資產的表現釐定，於二零二二年六月三十日，合約中的預期年收益率介乎2.00%至5.30%之間(二零二一年十二月三十一日：1.78%至4.60%)。

非上市金融產品投資收益為人民幣144,393,000元(二零二一年同期：人民幣128,757,000元)，於本中期期間在損益內確認。

#### (c) 債務工具

於本中期期間，本集團出售一項債務工具，所得款項為人民幣33,346,000元(二零二一年同期：無)，且概無購買任何新債務工具(二零二一年同期：無)。

餘下債務工具的公允值變動虧損為人民幣140,000元(二零二一年同期：虧損人民幣627,000元)，於本中期期間在損益內確認。

#### (d) 股權投資

本集團於多家合夥企業金額為人民幣19,518,000元(二零二一年十二月三十一日：人民幣19,518,000元)的股權投資被分類為按公允值計入損益的金融資產。

本公司董事認為，股權投資的公允值變動於本中期期間並不重大。

# Notes to the Condensed Consolidated Financial Statements

## 簡明綜合財務報表附註

FOR THE SIX MONTHS ENDED 30 JUNE 2022 截至二零二二年六月三十日止六個月

### 18. DERIVATIVE FINANCIAL ASSETS AND LIABILITIES

At the end of the reporting period, the Group held certain derivatives classified as held for trading and not under hedge accounting as follows:

### 18. 衍生金融資產及負債

於報告期末，本集團持有若干分類為持作買賣及未按對沖會計法處理的衍生工具如下：

	Assets 資產		Liabilities 負債	
	30 June 2022 二零二二年 六月三十日 RMB'000 人民幣千元 (unaudited) (未經審核)	31 December 2021 二零二一年 十二月三十一日 RMB'000 人民幣千元 (audited) (經審核)	30 June 2022 二零二二年 六月三十日 RMB'000 人民幣千元 (unaudited) (未經審核)	31 December 2021 二零二一年 十二月三十一日 RMB'000 人民幣千元 (audited) (經審核)
Foreign currency forward contracts 遠期外匯合約	138	27,120	25,400	41,321
Foreign currency options contracts 外匯期權合約	3,107	-	15,136	4,087
Foreign exchange swap contracts 外匯掉期合約	6,747	117	-	95
<b>Total 總額</b>	<b>9,992</b>	<b>27,237</b>	<b>40,536</b>	<b>45,503</b>
<b>Less: current portion 減：即期部分</b>				
Foreign currency forward contracts 遠期外匯合約	138	27,120	25,400	36,264
Foreign currency options contracts 外匯期權合約	3,107	-	15,136	4,087
Foreign exchange swap contracts 外匯掉期合約	6,747	117	-	95
	<b>9,992</b>	<b>27,237</b>	<b>40,536</b>	<b>40,446</b>
<b>Non-current portion 非即期部分</b>	<b>-</b>	<b>-</b>	<b>-</b>	<b>5,057</b>

# Notes to the Condensed Consolidated Financial Statements

## 簡明綜合財務報表附註

FOR THE SIX MONTHS ENDED 30 JUNE 2022 截至二零二二年六月三十日止六個月

### 18. DERIVATIVE FINANCIAL ASSETS AND LIABILITIES (Continued)

As at 30 June 2022, the Group had entered into the following foreign currency forward contracts, foreign currency options contracts and a foreign exchange swap contract:

#### Foreign currency forward contracts

The Group entered into several United States Dollar (“**US\$**” or “**USD**”)/RMB and HKD/RMB foreign currency forward contracts with banks in the PRC in order to manage the Group’s foreign currency risk.

	Receiving currency 收取貨幣	Selling currency 賣出貨幣	Maturity date 到期日	Weighted average forward exchange rate 加權平均遠期匯率
Contract Series W 合約系列W	USD22,500,000 22,500,000美元	RMB156,300,750 人民幣156,300,750元	Semi-annually till 18 January 2023 半年期至二零二三年一月十八日	USD:RMB from 6.91 to 6.99 美元兌人民幣：6.91至6.99
Contract 15 合約15	RMB281,388,800 人民幣281,388,800元	USD44,000,000 44,000,000美元	From 27 July 2022 to 30 September 2022 二零二二年七月二十七日至 二零二二年九月三十日	USD:RMB: 6.40 美元兌人民幣：6.40
Contract 16 合約16	RMB240,884,120 人民幣240,884,120元	USD36,700,000 36,700,000美元	From 25 July 2022 to 15 December 2022 二零二二年七月二十五日至 二零二二年十二月十五日	USD:RMB: 6.56 美元兌人民幣：6.56
Contract 17 合約17	USD50,000,000 50,000,000美元	RMB333,690,000 人民幣333,690,000元	12 June 2023 二零二三年六月十二日	USD:RMB: 6.67 美元兌人民幣：6.67
Contract 18 合約18	HKD780,000,000 780,000,000港元	RMB666,042,000 人民幣666,042,000元	15 June 2023 二零二三年六月十五日	HKD:RMB: 0.85 港元兌人民幣：0.85

#### Foreign currency option contracts

The Group entered into several USD/RMB foreign currency option contracts with banks in the PRC in order to manage the Group’s foreign currency risk.

The Group is required to transact with the banks for designated notional amount on each of the valuation dates specified within the respective contracts (“**Valuation Date**”).

### 18. 衍生金融資產及負債 (續)

於二零二二年六月三十日，本集團已訂立以下遠期外匯合約、外匯期權合約及外匯掉期合約：

#### 遠期外匯合約

本集團已與中國的銀行訂立若干美元（「美元」）／人民幣及港元／人民幣的遠期外匯合約，以管理本集團的外匯風險。

#### 外匯期權合約

本集團已與中國的銀行訂立若干美元／人民幣的外匯期權合約，以管理本集團的外匯風險。

本集團須於各合約所指定的估值日期（「估值日期」）就指定名義金額與該等銀行進行交易。



# Notes to the Condensed Consolidated Financial Statements

## 簡明綜合財務報表附註

FOR THE SIX MONTHS ENDED 30 JUNE 2022 截至二零二二年六月三十日止六個月

### 18. DERIVATIVE FINANCIAL ASSETS AND LIABILITIES (Continued)

#### Foreign currency option contracts (Continued)

At each Valuation Date, the reference rate which represents the spot rate as specified within the respective contracts shall be compared against the strike rates (upper and lower)/barrier rate as specified within the respective contracts, and the Group may receive from/pay to the bank an amount as specified in the contracts if certain conditions specified within the respective contracts are met.

Extracts of details of foreign currency options contracts from the respective contracts outstanding as at 30 June 2022 are as follow:

### 18. 衍生金融資產及負債 (續)

#### 外匯期權合約 (續)

於各估值日期，參考匯率（指各合約所指定的現貨匯率）須與各合約所指定的行使匯率（上限及下限）／門檻匯率作比較，且在達致各合約所指定若干條件的情況下，本集團可向相關銀行收取／支付該等合約所指定的金額。

於二零二二年六月三十日，各項未平倉合約的外匯期權合約的詳情摘要如下：

	Notional amount 名義金額 USD'000 美元千元	Strike rate 行使匯率	Ending settlement date 結束結算日期
Contract O 合約O	60,000	USD:RMB at 1:6.7300 美元兌人民幣為1:6.7300	26 July 2022 二零二二年七月二十六日
Contract P 合約P	60,000	USD:RMB at 1:6.7300 美元兌人民幣為1:6.7300	26 August 2022 二零二二年八月二十六日
Contract Q 合約Q	60,000	USD:RMB at 1:6.6875 美元兌人民幣為1:6.6875	26 September 2022 二零二二年九月二十六日
Contract R 合約R	55,850	USD:RMB at 1:6.5735 美元兌人民幣為1:6.5735	26 July 2022 二零二二年七月二十六日
Contract S 合約S	12,090	USD:RMB at 1:6.7324 美元兌人民幣為1:6.7324	24 August 2022 二零二二年八月二十四日
Contract T 合約T	36,710	USD:RMB at 1:6.7578 美元兌人民幣為1:6.7578	25 August 2022 二零二二年八月二十五日
Contract U 合約U	19,470	USD:RMB at 1:6.6915 美元兌人民幣為1:6.6915	29 August 2022 二零二二年八月二十九日
Contract V 合約V	20,000	USD:RMB at 1:6.7797 美元兌人民幣為1:6.7797	29 August 2022 二零二二年八月二十九日
Contract W 合約W	47,070	USD:RMB at 1:6.7201 美元兌人民幣為1:6.7201	27 September 2022 二零二二年九月二十七日

# Notes to the Condensed Consolidated Financial Statements

## 簡明綜合財務報表附註

FOR THE SIX MONTHS ENDED 30 JUNE 2022 截至二零二二年六月三十日止六個月

### 18. DERIVATIVE FINANCIAL ASSETS AND LIABILITIES (Continued)

#### Foreign currency swap contract

The Group entered into a Euro (“EUR”)/USD foreign exchange swap contract with a bank in the PRC in order to manage the Group’s foreign currency risk.

	Receiving currency 收取貨幣	Selling currency 賣出貨幣	Maturity date 到期日	Strike Rate 行使匯率
Contract D	USD25,107,443	EUR23,056,350	22 July 2022	EUR:USD: 1.09
合約D	25,107,443美元	23,056,350歐元	二零二二年七月二十二日	歐元兌美元：1.09

The Group has entered certain derivative transactions that are covered by the International Swaps and Derivatives Association Master Agreements (“ISDA Agreements”) signed with a bank. These derivative instruments are not offset in the condensed consolidated statement of financial position as the ISDA Agreements are in place with a right of set off only in the event of default, insolvency or bankruptcy so that the Group currently has no legally enforceable right to set off the recognised amount.

### 18. 衍生金融資產及負債 (續)

#### 外匯掉期合約

本集團已與中國的一家銀行訂立一份歐元(「歐元」)/美元的外匯掉期合約，以管理本集團的外匯風險。

本集團已訂立若干衍生工具交易，與銀行簽訂的國際掉期及衍生工具協會總協議(「國際掉期及衍生工具協會總協議」)涉及該等交易。由於國際掉期及衍生工具協會總協議規定，僅可於出現拖欠款項、無力償債或破產的情況下行使抵銷權，故本集團目前並無可抵銷已確認款項的依法可強制執行權利，因此，該等衍生工具並未於簡明綜合財務狀況表內抵銷。

### 19. INVENTORIES

	30 June 2022 二零二二年 六月三十日 RMB'000 人民幣千元 (unaudited) (未經審核)	31 December 2021 二零二一年 十二月三十一日 RMB'000 人民幣千元 (audited) (經審核)
Raw materials 原材料	1,312,876	1,510,395
Work in progress 半製成品	207,207	202,365
Finished goods 製成品	3,791,478	3,769,098
	<b>5,311,561</b>	5,481,858

### 19. 存貨

# Notes to the Condensed Consolidated Financial Statements

## 簡明綜合財務報表附註

FOR THE SIX MONTHS ENDED 30 JUNE 2022 截至二零二二年六月三十日止六個月

### 20. TRADE AND OTHER RECEIVABLES AND PREPAYMENT

### 20. 貿易及其他應收款項及預付款項

	30 June 2022 二零二二年 六月三十日 RMB'000 人民幣千元 (unaudited) (未經審核)	31 December 2021 二零二一年 十二月三十一日 RMB'000 人民幣千元 (audited) (經審核)
Trade receivables 貿易應收款項	6,275,517	5,730,277
Less: allowance for credit losses 減：信貸虧損撥備	(97,631)	(95,625)
	<b>6,177,886</b>	5,634,652
Bill receivables 應收票據	<b>720,986</b>	1,009,636
Loan receivables 應收貸款	<b>116,503</b>	142,829
Other receivables and prepayment: 其他應收款項及預付款項：		
Value added tax and other tax receivables 應收增值稅及其他應收稅項	<b>131,308</b>	119,284
Advance to suppliers 墊付供應商款項	<b>109,213</b>	110,068
Interest receivables 應收利息	<b>31,081</b>	130,416
Prepaid expenses 預付開支	<b>156,910</b>	145,316
Rental and utilities deposits 租金及公用事業按金	<b>49,229</b>	41,429
Advances to employees 墊付僱員款項	<b>98,635</b>	88,915
Others 其他	<b>14,197</b>	25,840
	<b>590,573</b>	661,268
Total trade and other receivables and prepayment 貿易及其他應收款項及預付款項總額	<b>7,605,948</b>	7,448,385

# Notes to the Condensed Consolidated Financial Statements

## 簡明綜合財務報表附註

FOR THE SIX MONTHS ENDED 30 JUNE 2022 截至二零二二年六月三十日止六個月

### 20. TRADE AND OTHER RECEIVABLES AND PREPAYMENT (Continued)

The Group allows a credit period of average 90 days to its trade customers. The following is an aging analysis of trade receivables net of allowance for credit losses presented based on the invoice date at the end of reporting period, which approximated the respective revenue recognition dates.

	<b>30 June 2022</b> 二零二二年 六月三十日 <b>RMB'000</b> 人民幣千元 <b>(unaudited)</b> (未經審核)	31 December 2021 二零二一年 十二月三十一日 RMB'000 人民幣千元 (audited) (經審核)
1 to 90 days 1至90天	<b>6,036,424</b>	5,540,795
91 to 180 days 91至180天	<b>141,022</b>	92,903
More than 180 days 180天以上	<b>440</b>	954
	<b>6,177,886</b>	5,634,652

Aging of bill receivables at the end of reporting period is as follows:

### 20. 貿易及其他應收款項及預付款項 (續)

本集團給予貿易客戶平均90天的信貸期。以下為於報告期末基於發票日(與各自的收益確認日期相若)呈列的貿易應收款項(扣除信貸虧損撥備)的賬齡分析。

於報告期末的應收票據賬齡分析如下：

	<b>30 June 2022</b> 二零二二年 六月三十日 <b>RMB'000</b> 人民幣千元 <b>(unaudited)</b> (未經審核)	31 December 2021 二零二一年 十二月三十一日 RMB'000 人民幣千元 (audited) (經審核)
Within 90 days 90天以內	<b>599,917</b>	927,195
91 to 180 days 91至180天	<b>121,069</b>	82,441
Total 總額	<b>720,986</b>	1,009,636

# Notes to the Condensed Consolidated Financial Statements

## 簡明綜合財務報表附註

FOR THE SIX MONTHS ENDED 30 JUNE 2022 截至二零二二年六月三十日止六個月

### 20. TRADE AND OTHER RECEIVABLES AND PREPAYMENT (Continued)

### 20. 貿易及其他應收款項及預付款項 (續)

Movement in the allowance for credit losses:

信貸虧損撥備變動：

	30 June 2022 二零二二年 六月三十日 RMB'000 人民幣千元 (unaudited) (未經審核)	31 December 2021 二零二一年 十二月三十一日 RMB'000 人民幣千元 (audited) (經審核)
Balance at the beginning of the reporting period 報告期初結餘	95,625	95,903
Impairment losses recognised on receivables 已確認的應收款項減值虧損	19,515	14,765
Amounts written off as uncollectible 不可收回債項撇銷的金額	(1,610)	(5,460)
Impairment losses reversed 減值虧損撥回	(11,609)	(9,583)
Elimination on disposal of a subsidiary 於出售一間附屬公司時對銷	(4,290)	-
Balance at end of the reporting period 報告期末結餘	<b>97,631</b>	95,625

# Notes to the Condensed Consolidated Financial Statements

## 簡明綜合財務報表附註

FOR THE SIX MONTHS ENDED 30 JUNE 2022 截至二零二二年六月三十日止六個月

### 21. IMPAIRMENT ASSESSMENT ON TRADE RECEIVABLES SUBJECT TO EXPECTED CREDIT LOSS MODEL

As part of the Group's credit risk management, except for the debtors with credit-impaired the Group uses debtors' aging to assess the impairment for its customers which are with common risk characteristics that are representative of the customers' abilities to pay all amounts due in accordance with the contractual terms. Debtors with credit-impaired are assessed individually by the Group. The following table provides information about the exposure to credit risk and ECL for trade receivables which are assessed collectively based on provision matrix as at 30 June 2022.

	Average loss rate 平均虧損率	Gross carrying amount 賬面總值 RMB'000 人民幣千元	Impairment loss allowance 減值虧損撥備 RMB'000 人民幣千元
1 to 90 days 1至90天	0.06%	6,039,988	3,564
91 to 120 days 91至120天	0.19%	132,340	253
121 to 180 days 121至180天	0.25%	8,957	22
More than 180 days 180天以上	93.96%	7,284	6,844
		6,188,569	10,683

The basis of determining the inputs and assumptions and the estimation techniques used in the condensed consolidated financial statements for the six months ended 30 June 2022 were the same as those followed in the preparation of the Group's annual financial statements for the year ended 31 December 2021.

The estimated loss rates are estimated based on historical observed default rates over the expected life of the debtors and are adjusted for forward-looking information that is available without undue cost or effort. The grouping is regularly reviewed by management to ensure relevant information about specific debtors is updated.

### 21. 按預期信貸虧損模式計算之貿易應收款項的減值評估

作為本集團信貸風險管理的一部分，除出現信貸減值的應收款項外，本集團採用應收款項的賬齡評估客戶減值，該等客戶具有共同風險特徵，即能代表客戶根據合約條款支付所有到期款項的能力。本集團對出現信貸減值的應收款項進行個別評估。下表提供有關於二零二二年六月三十日就基於撥備矩陣以組合方式評估的貿易應收款項之信貸風險及預期信貸虧損資料。

釐定截至二零二二年六月三十日止六個月的簡明綜合財務報表所用輸入數據及假設以及估計技術的基準與編製本集團截至二零二一年十二月三十一日止年度的年度財務報表所採用者相同。

估計虧損率乃基於債務人的預期還款期內的歷史觀察違約率進行估計，並就無需付出不必要的成本或努力而可得之前瞻性資料進行調整。分類由管理層定期檢討，以確保有關特定債務人的相關資料是最新的。

# Notes to the Condensed Consolidated Financial Statements

## 簡明綜合財務報表附註

FOR THE SIX MONTHS ENDED 30 JUNE 2022 截至二零二二年六月三十日止六個月

### 21. IMPAIRMENT ASSESSMENT ON TRADE RECEIVABLES SUBJECT TO EXPECTED CREDIT LOSS MODEL (Continued)

As at 30 June 2022, the impairment allowance was provided in the amount of RMB97,631,000, among which RMB10,683,000 was made based on the provision matrix with life time ECL (not credit-impaired) and RMB86,948,000 was assessed individually on the credit-impaired debtors.

### 22. TIME DEPOSITS/PLEDGED BANK DEPOSITS/SHORT TERM FIXED DEPOSITS/BANK BALANCES AND CASH

The time deposits carry fixed interest rates ranging from 3.15% to 4.18% (31 December 2021: 3.85% to 4.18%) per annum. The original maturity period of these time deposits is three years. The time deposits with a total amount of RMB500,000,000 will be matured within one year, RMB200,000,000 will be matured within a period of more than two years.

The Group pledged certain of its bank deposits to banks as security for letters of guarantee and the pledged bank deposits carry fixed interest rates ranging from 1.80% to 3.50% (31 December 2021: 1.80% to 3.50%) per annum.

Short term fixed deposits carry fixed interest rate ranging from 1.10% to 3.02% (31 December 2021: 1.20% to 1.90%) per annum. Short term fixed deposits have original maturity dates ranging from three months to one year and are therefore classified as current assets.

Bank balances, which represent saving accounts and deposits, carry interest at market saving rates ranging from 0.30% to 1.70% (31 December 2021: 0.30% to 1.70%) per annum.

### 21. 按預期信貸虧損模式計算之貿易應收款項的減值評估 (續)

於二零二二年六月三十日，計提減值撥備為人民幣97,631,000元，其中人民幣10,683,000元乃基於全期預期信貸虧損（無信貸減值）內的撥備矩陣作出，而人民幣86,948,000元的信貸減值應收款項則作獨立評估。

### 22. 定期存款／已抵押銀行存款／短期定期存款／銀行結餘及現金

定期存款固定年利率介乎3.15%至4.18%之間（二零二一年十二月三十一日：3.85%至4.18%）。該等定期存款原到期期限為三年。總額為人民幣500,000,000元的定期存款將於一年內到期，人民幣200,000,000元的定期存款將於兩年以上到期。

本集團已向銀行抵押其若干銀行存款作擔保函的抵押品，已抵押銀行存款固定年利率介乎1.80%至3.50%之間（二零二一年十二月三十一日：1.80%至3.50%）。

短期定期存款按介乎1.10%至3.02%之間（二零二一年十二月三十一日：1.20%至1.90%）的固定年利率計息。短期定期存款原到期日介乎三個月至一年，因而被分類為流動資產。

銀行結餘指儲蓄賬戶及存款，按介乎0.30%至1.70%之間（二零二一年十二月三十一日：0.30%至1.70%）的市場儲蓄存款年利率計息。

# Notes to the Condensed Consolidated Financial Statements

## 簡明綜合財務報表附註

FOR THE SIX MONTHS ENDED 30 JUNE 2022 截至二零二二年六月三十日止六個月

### 23. TRADE AND OTHER PAYABLES

The following is an aged analysis of trade and note payables presented based on the invoice date at the end of the reporting period.

### 23. 貿易及其他應付款項

以下為於報告期末以發票日為基準呈列的貿易應付款項及應付票據的賬齡分析。

	30 June 2022 二零二二年 六月三十日 RMB'000 人民幣千元 (unaudited) (未經審核)	31 December 2021 二零二一年 十二月三十一日 RMB'000 人民幣千元 (audited) (經審核)
<b>Current liabilities 流動負債</b>		
Trade payables 貿易應付款項		
Within 90 days 90天以內	3,827,669	4,262,386
91 to 180 days 91至180天	686,939	742,744
Over 180 days 180天以上	595	355
Accrued purchases 應計採購額	709,716	925,738
<b>Total trade payables and accrued purchases 貿易應付款項及應計採購總額</b>	<b>5,224,919</b>	5,931,223
Note payables 應付票據		
Within 90 days 90天以內	1,100,491	1,336,260
91 to 180 days 91至180天	234,557	385,024
Over 180 days 180天以上	27,586	100,000
	<b>1,362,634</b>	1,821,284
Other payables 其他應付款項		
Payables for purchase of property, plant and equipment 購置物業、機器及設備應付款項	149,676	267,891
Staff salaries and welfare payables 應付員工薪金及福利	1,079,413	1,311,836
Labor outsourcing payables 勞務外包應付款項	111,262	139,747
Payable for acquisition of patents 收購專利應付款項	36,689	40,913
Value added tax payables and other tax payables 應付增值稅及其他應付稅項	221,131	113,297
Interest payable 應付利息	67,934	64,473
Utilities payable 應付公共事業費用	67,959	58,346
Others 其他	729,463	119,677
	<b>2,463,527</b>	2,116,180
	<b>9,051,080</b>	9,868,687
<b>Non-current liability 非流動負債</b>		
Long term payables 長期應付款項		
Payable for acquisition of patents 收購專利應付款項	152,949	172,044



# Notes to the Condensed Consolidated Financial Statements

## 簡明綜合財務報表附註

FOR THE SIX MONTHS ENDED 30 JUNE 2022 截至二零二二年六月三十日止六個月

### 23. TRADE AND OTHER PAYABLES (Continued)

The credit period on purchases of goods is up to 180 days (2021: 180 days) and the credit period for note payables is 90 days to 365 days averagely (2021: 90 days to 365 days). The Group has financial risk management policies in place to ensure that all payables are settled within the credit time frame.

### 24. BANK BORROWINGS

During the current interim period, the Group obtained new bank borrowings with amount of approximately RMB5,393,483,000 (corresponding period of 2021: RMB2,043,238,000). The proceeds were used to meet the working capital requirement. Repayment of bank borrowings amounting to approximately RMB5,478,417,000 (corresponding period of 2021: RMB1,944,959,000) were made in line with the relevant repayment terms.

As at 30 June 2022, the borrowings with a total amount of RMB1,526,309,000 were repayable within one year, RMB700,000,000 were repayable within a period of more than one year but not exceeding two years.

As at 30 June 2022, the borrowings with a total amount of approximately RMB454,261,000 (31 December 2021: RMB1,338,897,000) were denominated in USD, and approximately RMB667,048,000 (31 December 2021: nil) were denominated in HKD. The Group's borrowings carried fixed-rate of 3.08% and variable-rate of 1.72% to 3.70% (31 December 2021: 3.10% and 0.60% to 0.87%) per annum.

As at 30 June 2022, no borrowings are secured by buildings and land of the Group.

### 23. 貿易及其他應付款項 (續)

貨品採購的信貸期最多為180天(二零二一年：180天)及應付票據的信貸期平均為90天至365天(二零二一年：90天至365天)。本集團已實施財務風險管理政策，以確保所有應付款項於信貸期內支付。

### 24. 銀行借貸

於本中期期間，本集團獲得新增銀行借貸約人民幣5,393,483,000元(二零二一年同期：人民幣2,043,238,000元)。該筆款項用於滿足營運資金的需求。本集團已償還銀行借貸約人民幣5,478,417,000元(二零二一年同期：人民幣1,944,959,000元)，符合有關還款條款。

於二零二二年六月三十日，總額為人民幣1,526,309,000元的借貸須於一年內償還，人民幣700,000,000元須於一年以上但不超過兩年的期間內償還。

於二零二二年六月三十日，總額約人民幣454,261,000元(二零二一年十二月三十一日：人民幣1,338,897,000元)的借貸以美元計值，約人民幣667,048,000元(二零二一年十二月三十一日：無)以港元計值。本集團借貸按3.08%的固定年利率及1.72%至3.70%的可變年利率(二零二一年十二月三十一日：3.10%及0.60%至0.87%)計息。

於二零二二年六月三十日，本集團並未就借貸而抵押樓宇及土地。

# Notes to the Condensed Consolidated Financial Statements

## 簡明綜合財務報表附註

FOR THE SIX MONTHS ENDED 30 JUNE 2022 截至二零二二年六月三十日止六個月

### 25. CONTRACT LIABILITIES

### 25. 合約負債

	30 June 2022 二零二二年 六月三十日 RMB'000 人民幣千元 (unaudited) (未經審核)	31 December 2021 二零二一年 十二月三十一日 RMB'000 人民幣千元 (audited) (經審核)
Advance from customers 客戶墊付款項	178,762	178,101

The contract liability is the consideration received from the customers which represents the Group's remaining obligation to transfer goods to customers. RMB133,607,000 of the contract liabilities at the beginning of the period have been realised to revenue in the reporting period and no revenue recognised in the reporting period from the performance obligations were satisfied in previous periods.

合約負債指本集團已從客戶收取有關尚未履行向客戶轉移貨品義務的代價。期初的人民幣133,607,000元的合約負債對應的履約義務均於報告期內完成，收入得以確認，且本報告期確認的收入中不包含任何往期已經實現的履約義務。

### 26. GOVERNMENT GRANTS/DEFERRED INCOME

### 26. 政府補助金 / 遞延收入

	For the six months ended 30 June 截至六月三十日止六個月	
	2022 二零二二年 RMB'000 人民幣千元 (unaudited) (未經審核)	2021 二零二一年 RMB'000 人民幣千元 (unaudited) (未經審核)
Amounts credited to profit or loss during the period: 期內計入損益金額：		
Subsidies related to technology enhancement of production lines 生產線技術改進補貼	34,727	24,642
Subsidies related to research and development of technology projects 技術項目研發補貼	4,206	5,793
Incentive subsidies 獎勵補貼	103,592	17,691
	142,525	48,126

# Notes to the Condensed Consolidated Financial Statements

## 簡明綜合財務報表附註

FOR THE SIX MONTHS ENDED 30 JUNE 2022 截至二零二二年六月三十日止六個月

### 26. GOVERNMENT GRANTS/DEFERRED INCOME (Continued)

### 26. 政府補助金／遞延收入 (續)

	30 June 2022 二零二二年 六月三十日 RMB'000 人民幣千元 (unaudited) (未經審核)	31 December 2021 二零二一年 十二月三十一日 RMB'000 人民幣千元 (audited) (經審核)
Deferred income related to government grants: 政府補助金遞延收入：		
Subsidies related to technology enhancement of production lines 生產線技術改進補貼	100,411	90,573
Subsidies related to research and development of technology projects 技術項目研發補貼	22,565	30,033
Subsidies related to construction of staff living facilities 興建員工生活配套設施補貼	73,997	73,997
Total 總計	196,973	194,603
Less: current portion 減：即期部分	(10,382)	(6,099)
Non-current portion 非即期部分	186,591	188,504

### 27. BONDS PAYABLE

### 27. 應付債券

On 16 January 2018, the Company issued unsecured bonds in the amount of US\$600 million (equivalent to RMB3,832,145,000) at the rate of 3.75% which will be due by year 2023 to professional investors outside of United States in accordance with Regulation S under the U.S. Securities Act. The issuance had been completed on 23 January 2018 and the listing of the bonds in the Hong Kong Stock Exchange became effective on 24 January 2018.

The Company had fully used the net proceeds from the bonds for fulfilling working capital requirements, refinancing existing indebtedness and other general corporate purposes.

During the current interim period, interest expense of approximately RMB77,826,000 (corresponding period of 2021: RMB77,182,000) was recognised in the condensed consolidated statement of profit or loss and other comprehensive income.

於二零一八年一月十六日，本公司根據美國《證券法》S規例向美國境外專業投資者發行於二零二三年到期之600,000,000美元（相等於人民幣3,832,145,000元）3.75厘的無抵押債券。該發行已於二零一八年一月二十三日完成，且債券於二零一八年一月二十四日起於香港聯交所上市。

本公司已將全部債券所得款項淨額用於滿足營運資金需求、現有債務再融資及其他一般公司用途。

於本中期期間，約人民幣77,826,000元（二零二一年同期：人民幣77,182,000元）的利息開支於簡明綜合損益及其他全面收益表中確認。

# Notes to the Condensed Consolidated Financial Statements

## 簡明綜合財務報表附註

FOR THE SIX MONTHS ENDED 30 JUNE 2022 截至二零二二年六月三十日止六個月

### 28.SHARE CAPITAL

Issued share capital as at 30 June 2022 amounted to HK\$109,684,970 (equivalent to approximately RMB105,163,000) with number of ordinary shares amounted to 1,096,849,700 of HK\$0.1 each. There were no movements in the issued share capital of the Company in the current interim period.

### 29.SHARE AWARD SCHEME

The fair value of the Company's restricted shares awarded was determined based on the market values of the Company's shares at the grant dates.

Movements in the number of restricted shares granted and related fair value are as follows:

	Weighted average fair value (per share) 加權平均 公允價值 (每股) HK\$ 港元	Number of restricted shares 限制性 股份數目 ( '000) (千股)
At 1 January 2021 (audited) 於二零二一年一月一日 (經審核)	135.931	2,783
Forfeited 已失效	149.642	(119)
Vested 已歸屬	115.035	(1,638)
Granted 已授出	200.720	1,460
At 31 December 2021 and 1 January 2022 (audited) 於二零二一年十二月三十一日及二零二二年一月一日 (經審核)	187.090	2,486
Forfeited 已失效	160.934	(104)
Vested 已歸屬	140.189	(1,064)
Granted (Note) 已授出 (附註)	105.200	2,826
As at 30 June 2022 (unaudited) 於二零二二年六月三十日 (未經審核)	<b>143.946</b>	<b>4,144</b>

### 28.股本

於二零二二年六月三十日的已發行股本為109,684,970港元(相等於約人民幣105,163,000元)，分為1,096,849,700股每股面值0.1港元的普通股。於本中期期間，本公司已發行股本並無變動。

### 29.股份獎勵計劃

本公司所獎勵的限制性股份公允值乃根據本公司股份於授出日期的市值釐定。

已授出限制性股份的數目及其相關公允值的變動如下：

# Notes to the Condensed Consolidated Financial Statements

## 簡明綜合財務報表附註

FOR THE SIX MONTHS ENDED 30 JUNE 2022 截至二零二二年六月三十日止六個月

### 29.SHARE AWARD SCHEME (Continued)

The equity-settled share-based payments expense charged to profit or loss was approximately RMB113,596,000 for the current interim period (corresponding period of 2021: RMB88,501,000).

Note: The restricted shares granted during the current interim period vest on every anniversary date of the grant date of each batch of the restricted shares in tranches on the following scale:

Restricted shares	Fair value (per share) HK\$	Scales
2,826,085 shares	105.200	One-half

The fair value of the restricted shares granted is measured on the basis of an observable market price.

During the current interim period, the Group purchased 2,759,962 shares at the average price of HK\$103.009 (total amount equivalent to approximately RMB244,301,000) under the share award scheme.

### 29.股份獎勵計劃(續)

於本中期期間，於損益扣除的以權益結算股份支付的款項開支約為人民幣113,596,000元(二零二一年同期：人民幣88,501,000元)。

附註：於本中期期間已授出限制性股份於各批限制性股份授出日期的每個週年日按以下規模分批歸屬：

限制性股份	公允值(每股) 港元	規模
2,826,085股股份	105.200	二分之一

所授出限制性股份的公允值乃基於可觀察的市場價格計量。

於本中期期間，本集團根據股份獎勵計劃以平均價103.009港元(總額相當於約人民幣244,301,000元)購買2,759,962股股份。

### 30.COMMITMENTS

### 30.承擔

	30 June 2022 二零二二年 六月三十日 RMB'000 人民幣千元 (unaudited) (未經審核)	31 December 2021 二零二一年 十二月三十一日 RMB'000 人民幣千元 (audited) (經審核)
Capital expenditure in respect of acquisition of property, plant and equipment contracted for but not provided in the consolidated financial statements 已訂約但未於綜合財務報表提供的有關收購物業、機器及設備的資本開支	1,157,601	684,402

# Notes to the Condensed Consolidated Financial Statements

## 簡明綜合財務報表附註

FOR THE SIX MONTHS ENDED 30 JUNE 2022 截至二零二二年六月三十日止六個月

### 31. RELATED PARTY DISCLOSURES

### 31. 關連人士披露

(a) Names and relationships with related parties during the periods are as follows:

(a) 期內關連人士名稱及與關連人士的關係如下：

Name 名稱	Principal activities 主要業務	Relationship 關係
餘姚市舜藝光學儀器有限公司 （「舜藝光學」）	Manufacture and sale of parts for optical instruments	Company controlled by a close family member of the Company's chairman, Mr. Ye Liaoning
餘姚市舜藝光學儀器有限公司 （「舜藝光學」）	生產及銷售光學儀器部件	本公司主席葉遼寧先生近親所控制的公司
寧波市益康國際貿易有限公司 （「益康」）	Sale of electronic devices	Company controlled by a close family member of Company's senior management, Mr. Zhang Guoxian
寧波市益康國際貿易有限公司 （「益康」）	銷售電子設備	本公司高級管理人員張國賢先生近親所控制的公司
餘姚市博科貿易有限公司 （「博科」）	Sale of electronic devices	Company controlled by a close family member of Company's senior management, Mr. Zhang Guoxian
餘姚市博科貿易有限公司 （「博科」）	銷售電子設備	本公司高級管理人員張國賢先生近親所控制的公司
餘姚市康優寶電器經營部 （「康優寶」）	Sale of electronic devices	Company controlled by a close family member of Company's senior management, Mr. Zhang Guoxian
餘姚市康優寶電器經營部 （「康優寶」）	銷售電子設備	本公司高級管理人員張國賢先生近親所控制的公司
寧波建達金工機械有限公司 （「建達金工」）	Manufacture and sale of telescopes and riflescopes	Company controlled by a close family member of Company's director and ultimate controlling shareholder, Mr. Wang Wenjian
寧波建達金工機械有限公司 （「建達金工」）	生產及銷售望遠鏡及瞄準器	本公司董事及最終控股股東王文鑒先生近親所控制的公司

# Notes to the Condensed Consolidated Financial Statements

## 簡明綜合財務報表附註

FOR THE SIX MONTHS ENDED 30 JUNE 2022 截至二零二二年六月三十日止六個月

### 31. RELATED PARTY DISCLOSURES (Continued)

### 31. 關連人士披露 (續)

#### (b) Transactions with related parties:

#### (b) 與關連人士的交易：

	For the six months ended 30 June 截至六月三十日止六個月	
	2022 二零二二年 RMB'000 人民幣千元 (unaudited) (未經審核)	2021 二零二一年 RMB'000 人民幣千元 (unaudited) (未經審核)
<b>Sales of goods 銷售產品</b>		
舜藝光學 舜藝光學	20	1,533
<b>Purchase of raw materials 購買原材料</b>		
舜藝光學 舜藝光學	4,539	7,896
康優寶 康優寶	1,245	893
博科 博科	1,359	1,191
建達金工 建達金工	765	68
益康 益康	563	221
	<b>8,471</b>	10,269

All of the above transactions were entered into in accordance with the terms agreed by the relevant parties.

以上所有交易均根據相關人士協定的條款進行。

# Notes to the Condensed Consolidated Financial Statements

## 簡明綜合財務報表附註

FOR THE SIX MONTHS ENDED 30 JUNE 2022 截至二零二二年六月三十日止六個月

### 31. RELATED PARTY DISCLOSURES (Continued)

#### (c) Trade balances with related parties:

At the end of the reporting period, the Group has the following significant balances with related parties:

### 31. 關連人士披露 (續)

#### (c) 與關連人士之貿易結餘：

於報告期末，本集團與關連人士的重大結餘如下：

	30 June 2022 二零二二年 六月三十日 RMB'000 人民幣千元 (unaudited) (未經審核)	31 December 2021 二零二一年 十二月三十一日 RMB'000 人民幣千元 (audited) (經審核)
Current asset: 流動資產：		
Amount due from a related party 應收一名關連人士款項		
舜藝光學 舜藝光學	-	327
Current liabilities: 流動負債：		
Amounts due to related parties 應付關連人士款項		
舜藝光學 舜藝光學	4,057	4,848
康優寶 康優寶	1,004	843
博科 博科	980	1,069
建達金工 建達金工	863	-
益康 益康	418	174
	<b>7,322</b>	6,934

All of the above amounts are of trade nature, unsecured, interest free and repayable on demand.

上述所有款項均為貿易性質，無抵押、免息及按要求償還。



# Notes to the Condensed Consolidated Financial Statements

## 簡明綜合財務報表附註

FOR THE SIX MONTHS ENDED 30 JUNE 2022 截至二零二二年六月三十日止六個月

### 31. RELATED PARTY DISCLOSURES (Continued)

#### (c) Trade balances with related parties: (Continued)

The following is an aged analysis of related parties' balance of trade nature at the end of reporting period.

	30 June 2022 二零二二年 六月三十日 RMB'000 人民幣千元 (unaudited) (未經審核)	31 December 2021 二零二一年 十二月三十一日 RMB'000 人民幣千元 (audited) (經審核)
Current asset: 流動資產：		
Within 90 days 90天內	-	327
Current liabilities: 流動負債：		
Within 90 days 90天內	5,749	4,481
91-120 days 91至120天	1,573	2,453
	<b>7,322</b>	6,934

The Group allows a credit period of 90 days to related party trade receivables (31 December 2021: 90 days). The average credit period on purchases of goods from related parties is 90 days (31 December 2021: 90 days).

#### (c) 與關連人士之貿易結餘：(續)

以下為於報告期末屬貿易性質的關連人士結餘的賬齡分析。

本集團給予關連人士貿易應收款項90天的信貸期(二零二一年十二月三十一日：90天)。關連人士貨品採購的平均信貸期為90天(二零二一年十二月三十一日：90天)。

#### (d) Compensation of key management personnel

#### (d) 主要管理人員薪酬

	For the six months ended 30 June 截至六月三十日止六個月	
	2022 二零二二年 RMB'000 人民幣千元 (unaudited) (未經審核)	2021 二零二一年 RMB'000 人民幣千元 (unaudited) (未經審核)
Short-term benefits 短期福利	15,599	13,548
Post-employment benefits 離職後福利	540	450
Share award scheme benefits 股份獎勵計劃福利	13,090	13,162
	<b>29,229</b>	27,160

# Notes to the Condensed Consolidated Financial Statements

## 簡明綜合財務報表附註

FOR THE SIX MONTHS ENDED 30 JUNE 2022 截至二零二二年六月三十日止六個月

### 32. FAIR VALUE MEASUREMENT

### 32. 公允值計量

Fair value of the Group's financial assets and financial liabilities that are measured at fair value on a recurring basis

按經常性基準以公允值計量的本集團金融資產及金融負債的公允值

Financial assets/liabilities 金融資產/負債	Fair value as at 於以下日期的公允值		Fair value hierarchy 公允值等級	Valuation technique and key inputs 估值法及主要輸入數據
	30 June 2022 (unaudited) 二零二二年六月三十日 (未經審核)	31 December 2021 (audited) 二零二一年十二月三十一日 (經審核)		
Financial assets at fair value through profit or loss 按公允值計入損益的金融資產	<b>Listed debt instruments:</b> <b>RMB6,728,000</b> 上市債務工具： 人民幣6,728,000元	Listed debt instruments: RMB38,841,000 上市債務工具： 人民幣38,841,000元	Level 1 第一級	Quoted bid prices in an active market 活躍市場的市場報價
Financial assets at fair value through profit or loss 按公允值計入損益的金融資產	N/A 不適用	Funds investments: RMB283,132,000 基金投資： 人民幣283,132,000元	Level 2 第二級	Discounted cash flows 貼現現金流量 Key inputs: Future cash flows are estimated based on expected return 主要輸入數據為： 未來現金流量根據預期回報估計
Foreign currency forward contracts classified as derivatives financial assets and liabilities 分類為衍生金融資產及負債的遠期外匯合約	<b>Current derivative financial assets:</b> <b>RMB138,000</b>  <b>Current derivative financial liabilities:</b> <b>RMB25,400,000</b> 流動衍生金融資產： 人民幣138,000元  流動衍生金融負債： 人民幣25,400,000元	Current derivative financial assets: RMB27,120,000  Current and non-current derivative financial liabilities: RMB41,321,000 流動及非流動衍生金融負債： 人民幣41,321,000元	Level 2 第二級	Discounted cash flows 貼現現金流量 Key inputs: (1) A discount rate that reflects the credit risk of the banks (2) Observable forward exchange rate 主要輸入數據為： (1) 反映銀行信貸風險的貼現率 (2) 可觀測遠期匯率

# Notes to the Condensed Consolidated Financial Statements

## 簡明綜合財務報表附註

FOR THE SIX MONTHS ENDED 30 JUNE 2022 截至二零二二年六月三十日止六個月

### 32. FAIR VALUE MEASUREMENT (Continued)

Fair value of the Group's financial assets and financial liabilities that are measured at fair value on a recurring basis (Continued)

### 32. 公允值計量 (續)

按經常性基準以公允值計量的本集團金融資產及金融負債的公允值 (續)

Financial assets/liabilities 金融資產/負債	Fair value as at 於以下日期的公允值		Fair value hierarchy 公允值等級	Valuation technique and key inputs 估值法及主要輸入數據
	30 June 2022 (unaudited) 二零二二年六月三十日 (未經審核)	31 December 2021 (audited) 二零二一年十二月三十一日 (經審核)		
Foreign exchange swap contracts classified as derivatives financial assets and liabilities	<b>Current derivative financial assets: RMB6,747,000</b>	Current derivative financial assets: RMB117,000	Level 2	Discounted cash flows  Key inputs: (1) A discount rate that reflects the credit risk of the banks (2) Observable forward exchange rate
分類為衍生金融資產及負債的外匯掉期合約	<b>流動衍生金融資產：人民幣6,747,000元</b>	流動衍生金融資產：人民幣117,000元	第二級	貼現現金流量  主要輸入數據為： (1) 反映銀行信貸風險的貼現率 (2) 可觀察遠期匯率
Financial assets at fair value through profit or loss	<b>Unlisted financial products: RMB8,279,431,000</b>	Unlisted financial products: RMB7,992,170,000	Level 2	Discounted cash flows  Key inputs are: (1) Expected yields of debt instruments invested by banks (2) A discount rate that reflects the credit risk of the banks
按公允值計入損益的金融資產	<b>非上市金融產品：人民幣8,279,431,000元</b>	非上市金融產品：人民幣7,992,170,000元	第二級	貼現現金流量  主要輸入數據為： (1) 銀行投資債務工具的預期收益 (2) 反映銀行信貸風險的貼現率

# Notes to the Condensed Consolidated Financial Statements

## 簡明綜合財務報表附註

FOR THE SIX MONTHS ENDED 30 JUNE 2022 截至二零二二年六月三十日止六個月

### 32. FAIR VALUE MEASUREMENT (Continued)

Fair value of the Group's financial assets and financial liabilities that are measured at fair value on a recurring basis (Continued)

### 32. 公允值計量 (續)

按經常性基準以公允值計量的本集團金融資產及金融負債的公允值 (續)

Financial assets/liabilities 金融資產/負債	Fair value as at 於以下日期的公允值		Fair value hierarchy 公允值等級	Valuation technique and key inputs 估值法及主要輸入數據
	30 June 2022 (unaudited) 二零二二年六月三十日 (未經審核)	31 December 2021 (audited) 二零二一年十二月三十一日 (經審核)		
Foreign currency options contracts classified as derivatives financial assets and liabilities	<b>Current derivative financial assets:</b> RMB3,107,000	Current derivative financial assets: nil	Level 3	Black-Scholes model
分類為衍生金融資產及負債的外匯期權合約	<b>Current derivative financial liabilities:</b> RMB15,136,000 流動衍生金融資產： 人民幣3,107,000元 流動衍生金融負債： 人民幣15,136,000元	Current derivative financial liabilities: RMB4,087,000 流動衍生金融資產：無 流動衍生金融負債： 人民幣4,087,000元	第三級	Key unobservable input: Volatility of the foreign exchange rate (Note a) 柏力克－舒爾斯模式 主要不可觀察輸入數據為： 匯率波動(附註a)
Unlisted equity investments	<b>Equity instruments at FVTOCI:</b> RMB44,434,000 <b>Equity investments at FVTPL:</b> RMB19,518,000	Equity instruments at FVTOCI: RMB53,520,000 Equity investments at FVTPL: RMB19,518,000	Level 3	Market approach Key unobservable inputs: (1) Revenue growth rate; (2) P/S multiples of selected comparable companies (Note b)
非上市股權投資	按公允值計入其他全面收益的權益工具： 人民幣44,434,000元 按公允值計入損益的股權投資： 人民幣19,518,000元	按公允值計入其他全面收益的權益工具： 人民幣53,520,000元 按公允值計入損益的股權投資： 人民幣19,518,000元	第三級	市場法 主要不可觀察輸入數據為： (1) 收入增長率； (2) 選定可資比較公司的市銷率倍數 (附註b)

# Notes to the Condensed Consolidated Financial Statements

## 簡明綜合財務報表附註

FOR THE SIX MONTHS ENDED 30 JUNE 2022 截至二零二二年六月三十日止六個月

### 32. FAIR VALUE MEASUREMENT (Continued)

### 32. 公允值計量 (續)

Fair value of the Group's financial assets and financial liabilities that are measured at fair value on a recurring basis (Continued)

按經常性基準以公允值計量的本集團金融資產及金融負債的公允值 (續)

Financial assets/liabilities 金融資產/負債	Fair value as at 於以下日期的公允值		Fair value hierarchy 公允值等級	Valuation technique and key inputs 估值法及主要輸入數據
	30 June 2022 (unaudited) 二零二二年六月三十日 (未經審核)	31 December 2021 (audited) 二零二一年十二月三十一日 (經審核)		
Unlisted equity investments 非上市股權投資	<b>Equity instruments at FVTOCI: RMB139,288,000</b> 按公允值計入其他全面收益的權益工具： 人民幣139,288,000元	Equity instruments at FVTOCI: RMB67,331,000 按公允值計入其他全面收益的權益工具： 人民幣67,331,000元	Level 3 第三級	Backsolve from recent transaction price 從近期交易價的倒推
Unlisted equity investments 非上市股權投資	<b>Equity instruments at FVTOCI: nil</b> 按公允值計入其他全面收益的權益工具：無	Equity instruments at FVTOCI: RMB57,911,000 按公允值計入其他全面收益的權益工具： 人民幣57,911,000元	Level 3 第三級	Income approach Key unobservable inputs: (1) Long-term revenue growth rates, taking into account of management's experience and knowledge of market conditions of the specific industry; (2) Weighted average cost of capital (Note c) 收入法 主要不可觀察輸入數據： (1) 長期收入增長率，經考慮管理層的經驗及對某行業市況的認知； (2) 加權平均資本成本(附註c)

# Notes to the Condensed Consolidated Financial Statements

## 簡明綜合財務報表附註

FOR THE SIX MONTHS ENDED 30 JUNE 2022 截至二零二二年六月三十日止六個月

### 32. FAIR VALUE MEASUREMENT (Continued)

#### Fair value of the Group's financial assets and financial liabilities that are measured at fair value on a recurring basis (Continued)

Note a: The higher the volatility of the foreign exchange rate, the higher the fair value.

Note b: The higher the revenue growth rate, the higher the fair value. The higher the P/S multiples, the higher the fair value.

Note c: The higher the long-term revenue growth, the higher the fair value. The higher the weighted average cost of capital, the lower the fair value.

There is no transfer among Level 1, 2 and 3 during the period.

### 32. 公允值計量 (續)

#### 按經常性基準以公允值計量的本集團金融資產及金融負債的公允值 (續)

附註a: 匯率愈波動，公允值愈高。

附註b: 收入增長率愈高，公允值愈高。市銷率倍數愈高，公允值愈高。

附註c: 長期收益增長愈高，公允值愈高；加權平均資本成本愈高，公允值愈低。

期內第一、二級與第三級之間並無轉移。

# Notes to the Condensed Consolidated Financial Statements

## 簡明綜合財務報表附註

FOR THE SIX MONTHS ENDED 30 JUNE 2022 截至二零二二年六月三十日止六個月

### 32. FAIR VALUE MEASUREMENT (Continued)

Fair value of the Group's financial assets and financial liabilities that are measured at fair value on a recurring basis (Continued)

Reconciliation of Level 3 fair value measurements of financial assets

### 32. 公允值計量 (續)

按經常性基準以公允值計量的本集團金融資產及金融負債的公允值 (續)

金融資產的第三級公允值計量的對賬

	Foreign currency options contracts  外匯期權合約 RMB'000 人民幣千元	FVTOCI 按公允值計入 其他全面收益 RMB'000 人民幣千元	FVTPL 按公允值計入 損益 RMB'000 人民幣千元	Total 總額 RMB'000 人民幣千元
At 1 January 2021 (audited)				
於二零二一年一月一日 (經審核)	(93,155)	134,609	133,352	174,806
Total gains (losses) 收益 (虧損) 總額	91,224	–	(8,151)	83,073
– in profit or loss – 於損益	91,224	–	(8,151)	83,073
Purchases 購買	–	38,848	20	38,868
Settlements 結算	–	–	(31,062)	(31,062)
At 30 June 2021 (unaudited)				
於二零二一年六月三十日 (未經審核)	(1,931)	173,457	94,159	265,685
At 1 January 2022 (audited)				
於二零二二年一月一日 (經審核)	<b>(4,087)</b>	<b>178,762</b>	<b>19,518</b>	<b>194,193</b>
Total (losses) gains (虧損) 收益總額	<b>(7,942)</b>	<b>1,460</b>	<b>–</b>	<b>(6,482)</b>
– in profit or loss – 於損益	<b>(7,942)</b>	<b>–</b>	<b>–</b>	<b>(7,942)</b>
– in other comprehensive income – 於其他全面收益	<b>–</b>	<b>1,460</b>	<b>–</b>	<b>1,460</b>
Purchases 購買	<b>–</b>	<b>3,500</b>	<b>–</b>	<b>3,500</b>
At 30 June 2022 (unaudited)				
於二零二二年六月三十日 (未經審核)	<b>(12,029)</b>	<b>183,722</b>	<b>19,518</b>	<b>191,211</b>

The Directors of the Company consider that the carrying amounts of financial assets and financial liabilities measured at amortised cost in the condensed consolidated financial statements approximate their fair values.

本公司董事認為，在簡明綜合財務報表中按攤銷成本計量的金融資產及金融負債的賬面值與其公允值相若。

## **APPENDIX II**

### **REPRODUCTION OF THE ISSUER'S CONDENSED INTERIM FINANCIAL STATEMENTS AS AT AND FOR THE SIX-MONTH PERIOD ENDED 30 JUNE 2022**

The information set out below is a reproduction of the Issuer's condensed interim financial statements as at and for the six-month period ended 30 June 2022.



**SG Issuer**

**Société Anonyme**

**Condensed interim financial statements,  
Report of the Executive Board and Corporate Governance Statement and  
Report of the Réviseur d'entreprises agréé on review of the condensed interim financial statements**

**As at and for the six-month period ended 30 June 2022**

**16, boulevard Royal  
L-2449 Luxembourg  
R.C.S. Luxembourg: B121.363**

**Table of contents**

As at 30 June 2022

EXECUTIVE BOARD MEMBERS .....	- 1 -
SUPERVISORY BOARD MEMBERS .....	- 2 -
AUDIT COMMITTEE MEMBERS .....	- 3 -
MANAGEMENT AND ADMINISTRATION .....	- 4 -
LEGAL ADVISERS AND RÉVISEUR D'ENTREPRISES AGRÉÉ .....	- 5 -
REPORT OF THE EXECUTIVE BOARD AND CORPORATE GOVERNANCE STATEMENT....	- 6 -
REPORT OF THE RÉVISEUR D'ENTREPRISES AGRÉÉ ON REVIEW OF THE CONDENSED INTERIM FINANCIAL STATEMENTS .....	- 12 -
 <b>CONDENSED INTERIM FINANCIAL STATEMENTS</b>	
Interim statement of financial position .....	- 13 -
Interim statement of profit and loss and other comprehensive income.....	- 14 -
Interim statement of changes in equity.....	- 15 -
Interim statement of cash flows .....	- 16 -
<b>NOTE 1 – CORPORATE INFORMATION</b> .....	- 17 -
<b>NOTE 2 – SIGNIFICANT ACCOUNTING POLICIES</b> .....	- 18 -
2.1. Basis of preparation .....	- 18 -
2.2. New accounting standards .....	- 19 -
2.3. Summary of significant accounting policies .....	- 22 -
2.4. CRISIS: COVID-19 AND WAR IN UKRAINE.....	- 31 -
<b>NOTE 3 – CASH AND CASH EQUIVALENTS</b> .....	- 31 -
<b>NOTE 4 – FINANCIAL INSTRUMENTS</b> .....	- 31 -
4.1. Financial assets at fair value through profit or loss.....	- 31 -
4.2. Financial liabilities at fair value through profit or loss .....	- 32 -
4.3. Financial liabilities at amortised cost.....	- 33 -
<b>NOTE 5 – LOANS AND RECEIVABLES</b> .....	- 34 -
<b>NOTE 6 – TAXATION</b> .....	- 34 -
<b>NOTE 7 – SHAREHOLDERS' EQUITY</b> .....	- 34 -
7.1. Share capital and Share premium .....	- 34 -
7.2. Reserves.....	- 35 -
<b>NOTE 8 – COMMISSION INCOME</b> .....	- 35 -
<b>NOTE 9 – OFF-BALANCE SHEET</b> .....	- 35 -

**Table of contents**

As at 30 June 2022

<b>NOTE 10 – RISK MANAGEMENT</b> .....	- 38 -
10.1. Market risk.....	- 38 -
10.2. Credit risk.....	- 38 -
10.3. Interest rate risk.....	- 39 -
10.4. Liquidity risk.....	- 39 -
10.5. Fair Value measurement.....	- 40 -
10.6. Operational risk.....	- 47 -
<b>NOTE 11 – INFORMATION ON LITIGATIONS</b> .....	- 47 -
<b>NOTE 12 – SUBSEQUENT EVENTS</b> .....	- 47 -

**Executive Board Members**

As at 30 June 2022

**EXECUTIVE BOARD MEMBERS**

**Chairman:**

**Mr Yves CACCLIN**

Employee of Société Générale Luxembourg  
11, avenue Emile Reuter, L-2420 Luxembourg

**Members:**

**Mr Thierry BODSON**

Employee of Société Générale Luxembourg  
11, avenue Emile Reuter, L-2420 Luxembourg

**Mr François CARALP (since 28 April 2022)**

Employee of Société Générale  
Tour Société Générale, 17, cours Valmy, F-92987 Paris-La Défense 7, France

**Mr Alexandre GALLICHE**

Employee of Société Générale Luxembourg  
11, avenue Emile Reuter, L-2420 Luxembourg

**Mr Pascal JACOB**

Employee of Société Générale Luxembourg  
11, avenue Emile Reuter, L-2420 Luxembourg

**Mr Christian ROUSSON (until 28 April 2022)**

Employee of Société Générale  
Tour Société Générale, 17, cours Valmy, F-92987 Paris-La Défense 7, France

**Mr Laurent SIMONET (since 28 April 2022)**

Employee of Société Générale  
Tour Société Générale, 17, cours Valmy, F-92987 Paris-La Défense 7, France

**Mrs Estelle STEPHAN JASPARD**

Employee of Société Générale  
Tour Société Générale, 17, cours Valmy, F-92987 Paris-La Défense 7, France

**Mr Laurent WEIL (until 28 April 2022)**

Employee of Société Générale  
Tour Société Générale, 17, cours Valmy, F-92987 Paris-La Défense 7, France

**Supervisory Board Members**

As at 30 June 2022

**SUPERVISORY BOARD MEMBERS**

**Chairman:**

**Mr Pierre LESCOURRET (until 28 April 2022)**

Employee of Société Générale

Tour Société Générale, 17, cours Valmy, F-92987 Paris - La Défense 7, France

**Mr Laurent WEIL (member since 28 April 2022 – Chairman since 10 May 2022)**

Employee of Société Générale

Tour Société Générale, 17, cours Valmy, F-92987 Paris-La Défense 7, France

**Members:**

**Mr Olivier BLANC**

Employee of Société Générale Luxembourg

11, avenue Emile Reuter, L-2420 Luxembourg

**Mr Angelo BONETTI**

Employee of Société Générale

Tour Société Générale, 17, cours Valmy, F-92987 Paris - La Défense 7, France

**Mr Gregory CLAUDY**

Independent Director

225A, rue du Burgknapp, B-6717 Heinstert, Belgium

**Mr Olivier FREITAS**

Employee of Société Générale Luxembourg

11, avenue Emile Reuter, L-2420 Luxembourg

SG Issuer S.A.

**Audit Committee Members**

As at 30 June 2022

**AUDIT COMMITTEE MEMBERS**

**Chairman:**

**Mr Gregory CLAUDY**

Independent Director

225A, rue du Burgknapp, B-6717 Heinstert, Belgium

**Members:**

**Mr Olivier BLANC**

Employee of Société Générale Luxembourg

11, avenue Emile Reuter, L-2420 Luxembourg

**Mr Olivier FREITAS**

Employee of Société Générale Luxembourg

11, avenue Emile Reuter, L-2420 Luxembourg

**Management and administration**

As at 30 June 2022

**MANAGEMENT AND ADMINISTRATION**

**Issuer**

SG Issuer  
16, boulevard Royal, L-2449 Luxembourg

**Guarantor (if applicable, as specified in the Final Terms)**

Société Générale  
29, boulevard Haussmann, F-75009 Paris, France

**Arranger and Dealer**

Société Générale  
Tour Société Générale, 17, cours Valmy, F-92987 Paris - La Défense 7, France

**Security Trustee and Security Agent Trustee**

The Bank of New York Mellon Corporate Trustee Services Limited  
One Canada Square, London E14 5AL, United Kingdom

**Collateral Custodian**

The Bank of New York Mellon S.A., Luxembourg Branch  
Vertigo Building, Polaris, 2-4, rue Eugène Ruppert, L-2453 Luxembourg, Luxembourg

**Collateral Monitoring Agent**

The Bank of New York Mellon London Branch  
One Canada Square, London E14 5AL, United Kingdom

**Custodian Agent, Issuing and Paying Agent, Registrar, Exchange Agent and Transfer Agent**

Société Générale Luxembourg  
11, avenue Emile Reuter, L-2420 Luxembourg, Luxembourg

**Paying Agents**

Société Générale  
29, boulevard Haussmann, F-75009 Paris, France  
&  
Société Générale, New York Branch  
1221, avenue of the Americas, New York NY 10020, United States of America

**Warrant Agent**

Société Générale Luxembourg  
11, avenue Emile Reuter, L-2420 Luxembourg, Luxembourg

SG Issuer S.A.

**Legal advisers and Réviseur d'entreprises agréé**

As at 30 June 2022

**LEGAL ADVISERS AND RÉVISEUR D'ENTREPRISES AGRÉÉ**

**Legal advisers**

To the Arranger as to English, French and U.S. laws

Allen & Overy LLP

52, avenue Hoche, CS 90005, 75379 Paris Cedex 08, France

To the Trustee as to English Law

Allen & Overy LLP

1 Bishops Square, London E1 6AD, United Kingdom

To the Arranger as to Luxembourg Law

Allen & Overy Luxembourg

5, avenue John F. Kennedy, L-1855 Luxembourg, Luxembourg

**Independent Auditor (Réviseur d'entreprises agréé)**

Ernst & Young S.A.

35E, avenue John F. Kennedy, L-1855 Luxembourg, Luxembourg



**Report of the Executive Board and Corporate Governance Statement**

As at 30 June 2022

**REPORT OF THE EXECUTIVE BOARD AND CORPORATE GOVERNANCE STATEMENT**

The Directors of SG Issuer (the "Company" or "SGIS") (each a « Director », collectively the « Executive Board ») present the condensed interim financial statements and the Report of the Executive Board and Corporate Governance Statement of the Company for the period from 1 January 2022 to 30 June 2022.

**1. ACTIVITIES AND REVIEW OF THE DEVELOPMENT OF THE BUSINESS**

The purpose of SG Issuer is to issue Notes and Warrants with all types of underlyings including, without restriction, Shares, Index, Interest Rate, Dividend, Credit Risk, Foreign Exchange, Commodities, Funds, Warrants, allowing investors to access to the full pricing capabilities of Société Générale, which proposes an extensive range of investment strategies linked to these various asset classes.

Notes and Warrants issued by the Company can be sold in either Private Placements or Public Offerings. Notes are mainly Debt Securities, Bonds, and Certificates. Issuing proceeds raised by the sale of the Notes will be transferred to Société Générale S.A. ("Société Générale") through a Fully Funded Swap ("FFS"), which perfectly hedges SGIS for the full issue size.

Warrants are financial products like Turbos, inline Warrants, daily Leverage Certificates, which aim to replicate the same financial exposure as buying (Call) or selling (Put) an asset such as a share or an index, at a predetermined price (strike price) on a predetermined date (expiry) and to offer different pay-off or exposures to investors.

Payments in respect of the Notes and Warrants issued by the Company are unconditionally and irrevocably guaranteed by Société Générale.

On request of investors, the Company can issue Collateralised Notes or Warrants (respectively "secured Notes" or "secured Warrants") in order to propose an additional layer of protection to investors in case of default of Société Générale.

Notes and Warrants issuances are governed by the programs prepared by Société Générale.

The main programs for Notes are (i) the Debt Instruments Issuance Program, the Base Prospectus of which has been updated and approved by the CSSF on 1 June 2022 and (ii) the "Programme d'Emission de Titres de Créance", the Base Prospectus of which has been updated and approved by the CSSF on 13 June 2022. Similarly, the main program for Warrants is the Warrants Issuance Program, for which the last updates have been approved by the CSSF on 27 June 2022.

In addition, (i) the German law Dual Language Debt Instruments Issuance Program has been updated and approved by the CSSF on 15 June 2022 and (ii) the Dual Language Leveraged and Tracking Products Issuance Program has been updated and approved by the CSSF on 6 July 2022.

The UK Securities Issuance Program and Swiss Securities Issuance Program were respectively approved by the CSSF on 1 June 2022 and 4 July 2022.

The newly created German Debt Instruments Issuance Program was approved by the CSSF on 8 April 2022.

The state of business of the Company at the closing of the six-month period ended 30 June 2022 is adequately presented in the interim financial statements published hereby.

## Report of the Executive Board and Corporate Governance Statement (continued)

As at 30 June 2022

During the six-month period ended 30 June 2022, 7 223 new Notes were issued (among which 53 new secured Notes) and 1 214 new Warrants were issued<sup>1</sup>. The net profit for the period from 1 January 2022 to 30 June 2022 amounts to KEUR 290.

The Company did not exercise any research and development activity, does not have any branch, and did not acquire any own shares.

### 2. RISKS AND UNCERTAINTIES

The risks associated with the investment in the Notes or Warrants depend on several factors. Such factors will vary depending on the characteristics of the Notes or Warrants issued, in particular depending on the underlying type, the maturity, the secured / unsecured status of the Notes or Warrants, the interest rates incurred, the volatility of the underlying.

For each Note, the Company systematically hedges its position by contracting a FFS with Société Générale, with strictly identical characteristics. Also, for each Warrant, the Company systematically hedges its position by contracting an option with Société Générale, with strictly identical characteristics.

The legal documentation and the derivative instruments have been put in place in order to make sure that the assets match the liabilities at any time. Therefore, no market risk is supported by the Company. The risk management in relation to the Notes and Warrants is also described in Note 10 hereafter.

### 3. CRISIS: COVID-19 AND WAR IN UKRAINE

The lifting of the Covid-19-related restrictions in several major economies supports economic activity without, however, excluding the risk of new lockdowns as it has occurred in some geographic areas during the first half-year 2022 (in Hong-Kong for example).

On the other hand, the first semester of 2022 has been strongly impacted, since 24 February, by the war in Ukraine. The conflict, with its human casualties and suffering, has significant economic costs along with considerable uncertainties.

In the euro area, the supply difficulties, the decline in purchasing power with the high inflation expected all through 2022 and the tightening of economic policies are the main bottlenecks constraining growth. If pandemic-related risks have decreased significantly in the short-term, the strong uncertainties related to the war in Ukraine jeopardise these prospects and the scenario of a more pronounced slowdown in 2022 cannot be excluded.

The Executive Board had performed an analysis toward the Company's exposure to the above. The Company, including its going concern, is not directly significantly impacted by the above and the situation will continue to be monitored, including the possible impact of changing micro and macroeconomic conditions.

### 4. FUTURE DEVELOPMENTS AND PERSPECTIVES

Following the acquisition by the Société Générale Group (SG Group) of the listed warrants activities from Commerzbank, Société Générale decided to centralize the new warrants issuances into another vehicle of the SG Group. The Company will however pursue its warrants issuances activity on the Asian markets to another issuer. As expected by the Executive Board, the 2022 commission income of the Company related to Warrants issuance decreased by more than half compared to previous year.

---

<sup>1</sup> The number of issued Notes and Warrants does not take into account the issuances which have been issued and cancelled during the same financial period.

**Report of the Executive Board and Corporate Governance Statement (continued)**

As at 30 June 2022

**5. INFORMATION ON LITIGATIONS**

During the year ended 31 December 2020, SG Issuer, as the Issuer of Notes linked to the credit risk of a French corporate, and Société Générale, as the Guarantor, were brought before the Courts of Paris (alongside other French financial institutions) by end investors to obtain compensation for the financial loss they suffered on their investment in these securities. The French corporate was the subject of a “safeguard procedure”, which constitutes a credit event under the terms of the Notes which had a strong impact on the value of the Notes. These investors rely on unfounded allegations according to which SG Issuer and Société Générale were aware of the difficulties of the French corporate when setting up and marketing these Notes and that in doing so, they failed to meet their regulatory obligations (to act in an honest, fair and professional manner, to provide information on the product risks and to determine the suitability of the Notes for retail investors).

For this litigation, along with any other litigation relating to securities issued by SG Issuer, SG Issuer is entitled to an indemnification by Société Générale in respect of any sum due by SG Issuer regarding potential damages or attorneys' fees.

**6. SUBSEQUENT EVENTS**

As at 30 June 2022, there was no subsequent event.

**7. CORPORATE GOVERNANCE STATEMENT**

The Executive Board of the Company is committed to maintaining the standards of corporate governance enforced at the level of the European Union and at level of the Société Générale Group. This statement describes the Company's governance principles and practices.

In compliance with its status, the Company is governed by an Executive Board and supervised by a dedicated Supervisory Board.

**7.1. Executive board**

The Executive Board supervises and controls the management and operations of the Company and is responsible for the Company system of risk management and internal control.

The Executive Board meetings are held on demand several times during the year.

The Board has quorum when more than half of its members are present. An opinion supported by more than half of the members present becomes a decision.

Key tasks of the Executive Board:

- Ensures that the supervision of accounting is organised and monitored appropriately;
- Reviews and approves the Company's financial statements and condensed interim financial statements;
- Supervises and controls operative management.

## **Report of the Executive Board and Corporate Governance Statement (continued)**

As at 30 June 2022

### **7.2. Supervisory board**

The Supervisory Board ensures permanently and by all necessary means the control of the management of the Company carried out by the Executive Board. However, this supervision has to be translated in no way by an intervention in the management of the Company. The Supervisory Board can mandate advisory committees comprised of members of the Supervisory Board and/or of other non-members to lead different missions. The Supervisory Board can confer power or mandates permanently or temporary to these advisory committees. These advisory committees cannot have the effect of restricting the powers of the Executive Board.

### **7.3. Audit committee**

The mission of the Audit Committee is to monitor the issues related to the preparation and control of accounting and financial information, to monitor the independence of the statutory auditors, as well as to monitor the efficiency of the internal control, measurement, supervision and risk control systems related to the accounting and financial processes. If needed, it gives recommendations and its opinion to the Supervisory Board.

An Audit Committee took place on 25 April 2022, during which the financial statements for the financial period ended 31 December 2021 and the external audit results were presented. At least one member of the committee must be independent, which is the case of the Chairman of the Company's Audit Committee.

### **7.4. Internal audit**

The Internal Audit of both Société Générale Luxembourg S.A. ("SG Luxembourg") and Société Générale Group support the Company's Executive Board in overseeing the Company's activities and securing its operations by carrying out internal audits and providing consultative assistance. The objective of Internal Audit is to add value by making recommendations designed to improve the Company's functioning. Internal Audit is an independent function and its activities are based on international professional internal audit standards and rules of ethics.

The central task of Internal Audit is to audit the functioning of SG Issuer on a regular basis and evaluate its internal controls, risk management, and administrative function. The areas to be audited are determined by the projected financial and operational risks concerned. Internal Audit can also carry out special assignments at the request of management.

Internal Audit does not have any direct authority over the activities it reviews.

### **7.5. Controls framework**

First level of controls is related to the execution of the procedures, guidelines and instructions established to ensure the proper and efficient functioning of the Company. They are executed by the involved teams in charge of the production.

A second level of control is ensured by SG Luxembourg: Outsourced Essential Services ("OES") supervision (ensured by the Corporate department), Market Risk and Operational Risk (ensured by the Risk department), "Level 2 permanent control" activity (monitoring and assessment of the level 1 permanent control system)."

The Chief Financial Officer of the Company ensures the completeness of the procedural framework.

**Report of the Executive Board and Corporate Governance Statement (continued)**

As at 30 June 2022

**7.6. New products committee**

All the new activities and businesses of the Company are analysed and authorised by a dedicated New Products Committee (NPC). All involved departments within SG Luxembourg are represented (operations, finance, risk, accounting standards, etc...) to assess the impact for the Company.

**7.7. Service level agreements**

The Company and several of its service providers are subsidiaries of the Société Générale Group and therefore benefit from the Group's internal control systems.

Service Level Agreements ("SLAs") were signed by the Company with SG Luxembourg and with Société Générale. The SLAs govern the relations between the entities as well as their respective obligations. The services supplied by SG Luxembourg and Société Générale are listed in the appendices of the agreements (mainly General services, legal services, business continuity management services and financial services from SG Luxembourg and operational services – Middle Office and Back Office – from Société Générale). In particular, the calculation of the remuneration related to the issuance of the Notes is delegated to Société Générale Paris Middle office within the framework of the SLA.

Luxembourg, 30 September 2022

For the Executive Board



Yves CACCLIN

Chairman of the Executive Board



Thierry BODSON

Member of the Executive Board

**Global Statement for the condensed interim financial statements**

As at 30 June 2022

To the best of our knowledge, the condensed interim financial statements are prepared in accordance with International Accounting Standard 34 "Interim Financial Reporting" as adopted by the European Union and give a true and fair view of the financial position and performance of SG Issuer as at and for the six-month period ended 30 June 2022. The condensed interim financial statements comprise the interim statement of financial position as at 30 June 2022, the interim statement of profit and loss and other comprehensive income, the interim statement of changes in equity and the interim statement of cash flows for the six-month period then ended, and a summary of significant accounting policies and other explanatory notes.

To the best of our knowledge, the report of the Executive Board and Corporate Governance Statement includes a fair review of the development and performance of the Company, and a description of the principal risks and uncertainties that the Company faces.

Luxembourg, 30 September 2022



Yves CACCLIN  
Chairman of the Executive Board



Thierry BODSON  
Member of the Executive Board

## **Report of the Réviseur d'entreprises agréé on review of the condensed interim financial statements**

To the Shareholders of  
SG Issuer S.A.  
16, boulevard Royal  
L-2449 Luxembourg

### *Introduction*

We have reviewed the accompanying condensed interim financial statements of SG Issuer as at and for the six-month period ended 30 June 2022, which comprise the interim statement of financial position as at 30 June 2022 and the related interim statement of profit and loss and other comprehensive income, the interim statement of changes in equity, the interim statement of cash flows for the six-month period then ended and a summary of significant accounting policies and explanatory notes. The Executive Board is responsible for the preparation and fair presentation of these condensed interim financial statements in accordance with International Accounting Standard 34 *Interim Financial Reporting* as adopted by the European Union ("IAS 34"). Our responsibility is to express a conclusion on these condensed interim financial statements based on our review.


### *Scope of Review*

We conducted our review in accordance with International Standard on Review Engagements 2410, "Review of Interim Financial Information Performed by the Independent Auditor of the Entity." A review of interim financial information consists of making inquiries, primarily of persons responsible for financial and accounting matters, and applying analytical and other review procedures. A review is substantially less in scope than an audit conducted in accordance with International Standards on Auditing and consequently does not enable us to obtain assurance that we would become aware of all significant matters that might be identified in an audit. Accordingly, we do not express an audit opinion.

### *Conclusion*

Based on our review, nothing has come to our attention that causes us to believe that the accompanying condensed interim financial statements are not prepared, in all material respects, in accordance with IAS 34.

**Ernst & Young**  
Société anonyme  
Cabinet de révision agréé



**Dorian Rigaud**

Luxembourg, 30 September 2022

**Condensed interim financial statements**

As at 30 June 2022

**Interim statement of financial position**

	Note	('000 EUR) 30.06.2022	('000 EUR) 31.12.2021
Cash and cash equivalents	3	23 537	36 384
Financial assets at fair value through profit or loss			
- <i>Mandatorily measured at fair value through profit or loss</i>	4.1	38 846 422	40 322 401
- <i>Trading derivatives</i>	4.1	781 375	714 838
Loans and receivables	5	50 001	50 021
Other assets		479 902	497 267
<b>Total assets</b>		<b>40 181 237</b>	<b>41 620 911</b>
Financial liabilities at amortised cost	4.3	58 820	76 412
Financial liabilities at fair value through profit or loss			
- <i>Designated at fair value through profit or loss</i>	4.2	38 846 530	40 323 850
- <i>Trading derivatives</i>	4.2, 10	781 301	714 854
Other liabilities		492 212	503 809
Tax liabilities	6	98	-
<b>Total liabilities</b>		<b>40 178 961</b>	<b>41 618 925</b>
Share capital	7.1	2 000	2 000
Share premium	7.1	-	-
Legal reserve	7.2.1	200	200
Other reserves	7.2.2	(214)	1
Profit for the financial period/year		290	(215)
<b>Total equity</b>		<b>2 276</b>	<b>1 986</b>
<b>Total equity and liabilities</b>		<b>40 181 237</b>	<b>41 620 911</b>





**Condensed interim financial statements (continued)**

As at 30 June 2022

**Interim statement of profit and loss and other comprehensive income**

	Note	('000 EUR) 1 <sup>st</sup> half of 2022	('000 EUR) 1 <sup>st</sup> half of 2021
Interest income		66	381
Commission income	8	18 456	23 539
Net gains from financial instruments at fair value through profit or loss		127	55
<b>Total revenues</b>		<b>18 649</b>	<b>23 975</b>
Interest expenses		(10 470)	(14 254)
Personnel expenses		(136)	(143)
Other operating expenses		(7 656)	(9 524)
<b>Total expenses</b>		<b>(18 262)</b>	<b>(23 921)</b>
Cost of risk	5	1	3
<b>Profit before tax</b>		<b>388</b>	<b>57</b>
Income tax	6	(98)	(16)
<b>Profit for the financial period</b>		<b>290</b>	<b>41</b>
<b>Total comprehensive income for the period</b>		<b>290</b>	<b>41</b>



## Condensed interim financial statements (continued)

As at 30 June 2022

## Interim statement of changes in equity

	('000 EUR)	Share capital	Share premium	Legal reserve	Other reserves	Total reserves	Profit for the financial year/period	('000 EUR)
<b>As at 31 December 2020</b>	2 000	-	200	0	199	200	199	2 399
Allocation of the result of the previous year before dividend distribution	-	-	-	199	-	199	(199)	-
Capital increase / Allocation to the share premium account (Note 7.1)	-	16 926	-	-	-	-	-	16 926
Dividend paid (Note 7.1)	-	-	-	(199)	-	(199)	-	(199)
Reimbursement of the share premium (Note 7.1)	-	(16 926)	-	-	-	-	-	(16 926)
Profit and other comprehensive income for the period from 1 January 2021 to 30 June 2021	-	-	-	-	-	-	41	41
<b>As at 30 June 2021</b>	2 000	-	200	1*	201	201	41	2 242
Profit and other comprehensive income for the period from 1 July 2021 to 31 December 2021	-	-	-	-	-	-	(256)	(256)
<b>As at 31 December 2021</b>	2 000	-	200	1*	201	201	(215)	1 986
Allocation of the result of the previous year before dividend distribution	-	-	-	-	-	-	215	215
Allocation to loss brought forward	-	-	-	(215)	-	(215)	-	(215)
Capital increase / Allocation to the share premium account (Note 7.1)	-	28 244	-	-	-	-	-	28 244
Dividend paid (Note 7.1)	-	-	-	-	-	-	-	-
Reimbursement of the share premium (Note 7.1)	-	(28 244)	-	-	-	-	-	(28 244)
Profit and other comprehensive income for the period from 1 January 2022 to 30 June 2022	-	-	-	-	-	-	290	290
<b>As at 30 June 2022</b>	2 000	-	200	(214)	(14)	(14)	290	2 276

\* Other reserves as at 31.12.2021 amount to KEUR 1 and relate to the retained earnings which the Company was not able to distribute as a dividend as they were indivisible by the number of shares. Due to rounding in KEUR, this KEUR 1 difference between the 2020 profit and the dividend distribution does not appear in the above table.

The accompanying notes are an integral part of these condensed interim financial statements.

**Condensed interim financial statements (continued)**

As at 30 June 2022

**Interim statement of cash flows**

	Notes	('000 EUR) 1 <sup>st</sup> half of 2022	('000 EUR) 1 <sup>st</sup> half of 2021
<b>OPERATING ACTIVITIES</b>			
Profit for the financial period		290	41
Net (increase)/decrease in financial assets	4.1	(10 618 051)	(9 598 256)
Net increase/(decrease) in financial liabilities	4.2	10 592 495	9 412 474
(Increase)/decrease in other assets		17 365	524 939
Increase/(decrease) in tax liabilities and other liabilities		(11 499)	(531 015)
Taxes paid	7	-	-
<i>Non cash adjustments :</i>			
Net change in fair value and foreign exchange difference	4.1, 4.2	34 798	193 409
Change in cost of risk	5	(1)	(3)
<b>NET CASH FLOWS FROM OPERATING ACTIVITIES</b>		<b>15 397</b>	<b>1 589</b>
<b>FINANCING ACTIVITIES</b>			
Payment of capital surplus*	7.1	(28 244)	(16 926)
Dividend paid		-	(199)
<b>NET CASH FLOWS FROM/(USED IN) FINANCING ACTIVITIES</b>		<b>(28 244)</b>	<b>(17 125)</b>
Cash and cash equivalents as at the beginning of the period	3	36 384	44 293
Net increase/(decrease) in cash and cash equivalents		(12 847)	(15 536)
<b>Cash and cash equivalents as at the end of the period</b>		<b>23 537</b>	<b>28 757</b>
<b>Additional information on operational cash flows from interest and dividends</b>			
Interest paid		28 309	17 291
Interest received		66	384
Dividend received		-	-

\* KEUR 28 244 for the period ended 30 June 2022 (and KEUR 16 926 for the year ended 30 June 2021) represent the share premium reimbursed by the Company to the shareholder (refer to Note 7.1).

**Notes to the condensed interim financial statements**

As at 30 June 2022

**NOTE 1 – CORPORATE INFORMATION**

SG Issuer (hereafter the "Company" or "SGIS") is a Luxembourg company incorporated on 16 November 2006 as a public limited liability company (Société Anonyme) for an unlimited period.

Since April 2013, the Company's corporate objects are to issue debt securities, bonds, certificates, warrants and any other debt securities or acknowledgements of debts or financial securities, whether or not accompanied by guarantees, with any type of underlying security, including, without limitation, company stock, any other capital security or security other than capital, index, currency, exchange rate, interest rate, dividend, credit risk, fund unit, investment company stock, term deposit, life assurance contract, loan, merchandise, term contract, option, warrant or option coupons, allocated or unallocated precious metals, unit of account, basket or any other factor or any other type of underlying securities and any combination of the latter.

To that effect, the Company may purchase, hold, dispose of, lend, loan or resell, by any means, including in particular the use of trusts, in trust or repurchase, any type of assets whatever their names and forms and whether or not accompanied by guarantees, in particular financial instruments (financial securities - stocks, fund units, bonds, certificates, warrants - or financial contracts - swaps, options or other) or any other debt securities, acknowledgements of debts or capital securities, receive or issue monetary loans (including loans convertible into shares of the Company) - within the group of companies to which the Company belongs - and to supply guarantees in any form (actual guarantees such as pledges, securities, mortgages or other - personal guarantees or any other form of guarantee) for their own account, for the account of the group of companies to which the Company belongs or on behalf of third parties.

The Company's financial year begins on 1 January and ends on 31 December each year.

The Company's capital is divided into 50 009 shares, of which 49 909 are held by SG Luxembourg and 100 are held by Société Générale.

The accounts of the Company are included in the consolidated accounts of Société Générale S.A. (hereafter "Société Générale" or the "parent Company"), which is the largest body of undertakings of which the Company forms a part as a subsidiary undertaking, and whose head-office is located at 29, boulevard Haussmann, 75009 Paris, France.

**Notes to the condensed interim financial statements (continued)**

As at 30 June 2022

**NOTE 2 – SIGNIFICANT ACCOUNTING POLICIES**

**2.1. Basis of preparation**

**2.1.1. Statement of compliance**

The financial statements of the Company as at and for the year ended 31 December 2021 have been prepared in accordance with International Financial Reporting Standards ("IFRS") as adopted by the European Union and interpretations adopted by the International Accounting Standards Board ("IASB").

The financial statements as at and for the year ended 31 December 2021 were authorised for issue by the Supervisory Board on 27 April 2022.

The condensed interim financial statements as at and for the six-month period ended 30 June 2022 have been prepared in accordance with International Accounting Standard 34 "Interim Financial Reporting" as adopted by the European Union and interpretations adopted by the International Accounting Standards Board ("IASB"). The condensed interim financial statements as at and for the six-month period ended 30 June 2022 were approved and authorised for issue by the Supervisory Board on 30 September 2022.

The condensed interim financial statements do not include all the information and disclosures required in the annual financial statements and should be read in conjunction with the annual financial statements as at 31 December 2021.

**2.1.2. Basis of measurement of financial assets and financial liabilities**

Financial assets and financial liabilities linked to the activity of the Company are measured at fair value through profit or loss. Other financial assets and financial liabilities are measured at amortised cost.

**2.1.3. Functional and presentation currency**

These condensed interim financial statements are prepared in Euro ("EUR"), which is the Company's functional currency and the currency of its share capital. Unless stated otherwise, the amounts in the condensed interim financial statements are expressed in thousands of EUR (KEUR). The value "0" indicates the presence of a number, which is rounded to zero, while "-" represents the value nil.

**2.1.4. Use of estimates and judgements**

The preparation of the Company's condensed interim financial statements requires the Executive Board to make judgments, estimates and assumptions that affect the reported amount of figures recorded in the statement of profit and loss, on the unrealised or deferred gains and losses, on the valuation of assets and liabilities in the statement of financial position, and on information disclosed in the notes to the condensed interim financial statements.

In order to make these assumptions and estimates, the Executive Board uses information available at the date of preparation of the condensed interim financial statements and can exercise its judgment. By nature, valuations based on estimates include risks and uncertainties relating to their occurrence in the future. Consequently, actual future results may differ from these estimates and may then have a significant impact on the condensed interim financial statements.

**Notes to the condensed interim financial statements (continued)**

As at 30 June 2022

Uncertainty about these assumptions and estimates could result in outcomes that require a material adjustment to the carrying amount of assets or liabilities affected in future periods. In the process of applying the Company's accounting policies, the Executive Board has made the following judgments and assumptions concerning the future and other key sources of estimation uncertainty at the reporting date, that have a significant risk of causing a material adjustment to the carrying amounts of assets and liabilities within the next financial year. Existing circumstances and assumptions about future developments may change due to circumstances beyond Company's control and are reflected in the assumptions if and when they occur. Items with the most significant effect on the amounts recognised in the condensed interim financial statements with substantial Executive Board judgment and/or estimates are listed below with respect to judgments/estimates involved.

The use of significant estimates and judgment mainly concerns the following topics:

- Fair value in the interim statement of financial position of financial instruments not quoted in an active market which are classified as financial assets and liabilities at fair value through profit or loss (see Notes 4.1 and 4.2);
- The amount of impairment and provisions for credit risk related to financial assets measured at amortised cost (see Note 5);
- The analysis of the contractual cash flow characteristics of financial assets (see Note 2.3.3.1).

**2.1.5. Segment reporting**

No dedicated management reporting information is presented for SGIS to a chief decision maker; only the annual financial statements and the condensed interim financial statements are presented to the Executive Board of SGIS in analysing the performance of the Company. The Company has only one geographical area related to its revenue, which is France.

The business of the Company is not seasonal. Therefore, the additional disclosure of financial information for the twelve months up to the end of the interim period and comparative information for the prior twelve-month period, encouraged in IAS 34.21, are not necessary and not provided.

**2.2. New accounting standards**

**2.2.1. New accounting standards applicable as at 1 January 2022**

**2.2.1.1. Amendments to IAS 37 "provisions, contingent liabilities and contingent assets "onerous contracts - contract execution costs "**

*Issued by the IASB in May 2020 and adopted by European Union on 2 July 2021*

These amendments specify the costs to be used in determining the costs of fulfilling a contract when analyzing onerous contracts.

No material impact has been identified as at 30 June 2022.

**2.2.1.2. Amendments to IAS 16 "tangible fixed assets - proceeds before intended use"**

*Issued by the IASB in May 2020 and adopted by European Union on 2 July 2021*

These amendments prohibit an entity deducting from the cost of a tangible fixed assets any proceeds from selling items produced while bringing that asset to its location or condition necessary for its operating state. Instead, an entity would recognise the proceeds from selling such items, and the cost of producing those items, in profit or loss.

No material impact has been identified as at 30 June 2022.

**Notes to the condensed interim financial statements (continued)**

As at 30 June 2022

2.2.1.3. Annual IFRS improvements (2018 - 2020 cycle)

*Issued by the IASB on 14 May 2020 and adopted by European Union on 2 July 2021*

As part of the annual procedure for improving IFRS, the IASB published minor changes to IFRS 9 “Financial instruments” and IFRS 16 “Leases”. The IASB also published minor changes to IFRS 1 “First time adoption of International Financial Reporting Standards” and IAS 41 “Agriculture”, which is not applicable to the Group. The amendment on IFRS 9 “Financial instruments” clarifies which fees an entity includes when performing the “10 per cent” test to assess whether to derecognize a financial liability. An entity includes only fees paid or received between the entity (the borrower) and the lender, including fees paid or received by either the entity or the lender on the other’s behalf.

The amendment to IFRS 16 clarifies the treatment of lease incentives related to reimbursement of leasehold improvements by the lessor. The amendment only relates to an illustrative example.

No material impact has been identified as at 30 June 2022.

2.2.1.4. IFRS interpretations committee (ifric) decision on ias 38

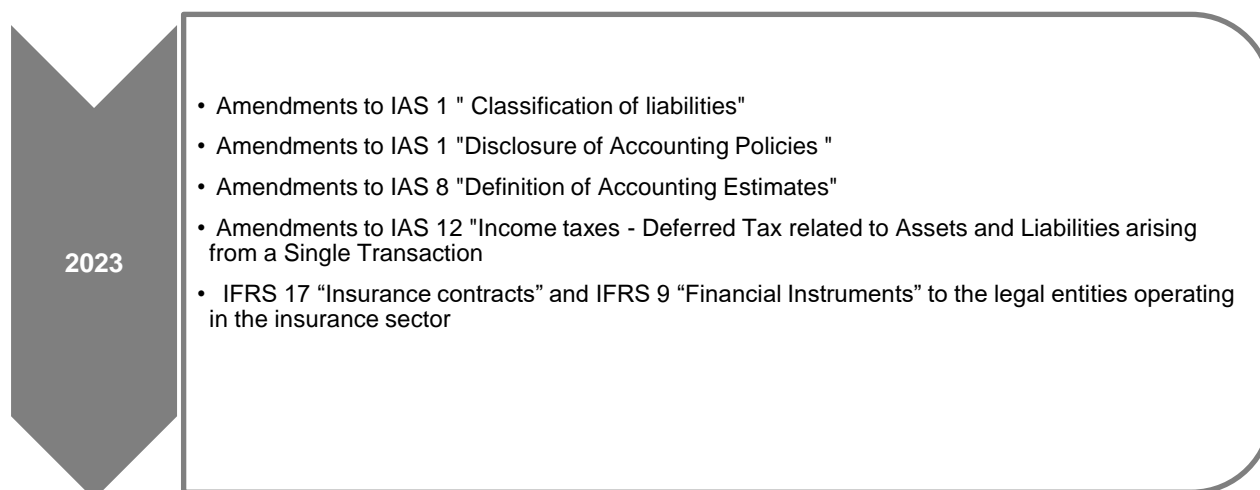
*Issued by IFRIC on 27 April 2021*

During its 27 April 2021 meeting, the IFRIC reiterated the accounting rules for a customer’s costs of configuring or customizing the supplier’s application in a ‘Software as a Service’ (SaaS) arrangement. The Company has not identified any material impact as at 30 June 2022.

2.2.2. Accounting standards, amendments or interpretations to be applied by the Company in the future

IASB publishes accounting standards, amendments and interpretations, some of which have not been adopted by the European Union as at 30 June 2022. They are required to be applied from annual periods beginning on 1 January 2023 at the earliest or on the date of their adoption by the European Union. They have not been applied by the Company as at 30 June 2022.

These standards are expected to be applied according to the following schedule:



**Notes to the condensed interim financial statements (continued)**

As at 30 June 2022

2.2.2.1. Amendments to IAS 1 "Classification of liabilities"

*Issued by the IASB on 23 January 2020*

On 23 January 2020, the International Accounting Standards Board (IASB) issued amendments to IAS 1 "Presentation of Financial Statements" to clarify the requirements for classifying liabilities as current or non-current. More specifically:

- The amendments specify that the conditions which exist at the end of the reporting period are those which will be used to determine if a right to defer settlement of a liability exists.
- Management expectations about events after the balance sheet date, for example on whether a covenant will be breached, or whether early settlement will take place, are not relevant.
- The amendments clarify the situations that are considered settlement of a liability.

The new guidance will be effective for annual periods starting on or after 1 January 2022.

On 15 July 2020, the IASB issued Classification of Liabilities as Current or Non-current — Deferral of Effective Date (Amendment to IAS 1) deferring the effective date of the January 2020 amendments to IAS 1 for annual reporting periods beginning on or after 1 January 2023. The Accounting Standards Board approved this amendment to IAS 1 on October 2020.

At this stage, the Company does not expect any significant impact from these amendments.

2.2.2.2. Amendments to IAS 1 "Disclosure of Accounting policies"

*Adopted by the European Union on 2 March 2022*

These amendments aim to help companies to improve the relevance of the information on accounting methods provided in the Notes and its usefulness for investors and users of financial statements.

At this stage, the Company does not expect any significant impact from these amendments.

2.2.2.3. Amendments to IAS 8 "Definition of an Accounting estimate"

*Adopted by the European Union on 2 March 2022*

These amendments aim to facilitate the distinction between changes in accounting policies and changes in accounting estimates.

At this stage, the Company does not expect any significant impact from these amendments

2.2.2.4. Amendments to IAS 12 "Income tax – Deferred tax for assets and liabilities related to the same transaction"

*Issued by the IASB on 7 May 2021*

These amendments clarify and narrow the scope of the exemption of not recognize deferred tax during the initial recognition of an asset and a liability, offered by IAS 12. Therefore, lease contracts and decommissioning obligations for which companies record both assets and liabilities are excluded and they will have now to book deferred taxes.

The objective of these amendments is to reduce the heterogeneity in the recognition of deferred tax relating to leases and decommissioning obligations.



**Notes to the condensed interim financial statements (continued)**

As at 30 June 2022

Since the implementation of IFRS 16, the Group has considered rights of use and lease debts as a single transaction. Thus, on the date of first recognition, no deferred tax is recognized, as the value of the deferred tax assets generated offsets the value of the deferred tax liability. The differences due to subsequent variations in the right of use and lease liability lead to the recognition of deferred tax. As such, this amendment has no effect on the Company accounts.

2.2.2.5. Preparation for the first-time application of IFRS 17 “insurance contracts” and of IFRS 9 “Financial instruments” to the legal entities operating in the insurance sector

*Issued by the IASB on 18 May 2017, amended on 25 June 2020 and 9 December 2021*

The IFRS 17 standard, will replace the IFRS 4 “Insurance contracts” standard which allows for the recognition of insurance contracts using the methods specified by the local accounting regulation.

At this stage, the Company does not expect any significant impact from this new standard as it does not have insurance activity.

**2.3. Summary of significant accounting policies****2.3.1. Foreign currency transactions**

The Company maintains its books in EUR, which is the currency of the capital.

Assets and liabilities denominated in foreign currencies are translated into EUR at the exchange rates ruling at the reporting date. Foreign exchange differences arising on translation and realised exchange gains and losses are recognised in the interim statement of profit and loss and other comprehensive income in the caption Net gains on financial instruments at fair value through profit or loss and Interest Expenses.

Revenues and expenses in foreign currencies are translated into EUR at the exchange rates prevailing at the date of the transactions.

The most important foreign currency positions for the Company are USD, JPY, GBP, HKD and CHF. The following foreign exchange rates were used:

	<b>USD</b>	<b>JPY</b>	<b>GBP</b>	<b>HKD</b>	<b>CHF</b>
<b>30.06.2022</b>	1.0387	141.54	0.8582	8.1493	0.9960
<b>31.12.2021</b>	1.1326	130.38	0.8403	8.8333	1.0331
<b>30.06.2021</b>	1.1884	131.43	0.8580	9.2293	1.0980

**2.3.2. Cash and Cash equivalents**

Cash and cash equivalents comprise only cash repayable on demand.

Cash and cash equivalents in the Company are subject to impairment under IFRS 9 and are presented net of impairment (cf. Note 2.3.3.3).

**2.3.3. Financial instruments****2.3.3.1. Classification of financial instruments***Classification of financial assets*

Financial assets are classified under IFRS 9 based on the characteristics of their contractual cash flows and on how they are managed (business models).

**Notes to the condensed interim financial statements (continued)**

As at 30 June 2022

For the debt instruments held, SGIS has defined its business model as “held to collect” for the FFS, for Cash and cash equivalents and for Loans and receivables. These assets are acquired in order to collect the contractual cash-flows attached to the assets. No sale has been made in the past years and no sale is anticipated in the future.

The FFS are economically assimilated to loans with embedded derivatives (the swap embedded in the FFS). These types of financial assets comply with the IFRS definition of debt instruments (fixed maturity, coupon calculated as a rate, no right nor interest/control in an entity). As these financial assets of SGIS contain embedded derivatives that modify the cash flows of the entire contract, the contract does not pass the Solely Payments of Principles and Interest (or “SPPI”) test and consequently these financial assets are mandatorily measured at Fair Value through Profit and Loss (“FVTPL”).

Cash and cash equivalents and Loans and receivables are SPPI compliant and are thus measured at amortised cost. Cash and cash equivalents and Loans and receivables are subject to impairment under IFRS 9 and are presented net of impairment.

The Options held, covering the Warrants issued, are Trading derivatives and thus measured at FVTPL.

Purchases and sales of financial assets recorded under Financial assets at fair value through profit or loss and Financial assets at fair value through other comprehensive income are recognised in the statement of financial position at the delivery-settlement date. Changes in fair value between the trade and settlement dates are recorded in the income statement or booked to shareholders’ equity depending on the accounting category of the relevant financial assets. Loans and receivables are recorded in statement of financial position on the date they are paid or at the maturity date for invoiced services. The trade date is the date on which the contractual commitment becomes binding and irrevocable for the Company.

Classification of financial liabilities

Financial liabilities are classified into one of the following two categories:

- Financial liabilities at fair value through profit or loss:

These are financial liabilities held for trading purposes, which by default include derivative financial liabilities not qualifying as hedging instruments and non-derivative financial liabilities designated by the Company upon initial recognition to be carried at fair value through profit or loss in accordance with the fair value option.

The Company has designated at fair value through profit or loss the notes issued because mirror transactions (FFS) that are used to hedge those notes are measured mandatorily at fair value through profit and loss and thus reduce the accounting mismatch.

- Financial liabilities at amortised cost:

These include the other non-derivative financial liabilities and are measured at amortised cost.

2.3.3.2. Valuation of financial instruments

Definition of fair value

Fair value is the price that would be received to sell an asset or paid to transfer a liability in an orderly transaction between market participants at the measurement date.

In the absence of observable prices for identical assets or liabilities, the fair value of financial instruments is determined using another measurement technique that maximises the use of observable market input based on assumptions that market operators would use to set the price of the instrument in question.

**Notes to the condensed interim financial statements (continued)**

As at 30 June 2022

Fair value hierarchy

The fair values of financial instruments include accrued interest as applicable.

For information purposes, in the notes to the condensed interim financial statements, the fair value of financial instruments is classified using a fair value hierarchy that reflects the significance of the inputs used according to the following levels:

**Level 1 (L1): instruments valued on the basis of quoted prices (unadjusted) in active markets for identical assets or liabilities**

Level 1 instruments carried at fair value on the statement of financial position include in particular shares listed in an active market, government or corporate bonds priced directly by external brokers/dealers, derivatives traded on organised markets (futures, options), and units of funds (including UCITS) whose net asset value is available on the statement of financial position date.

A financial instrument is considered as quoted in an active market if quoted prices are readily and regularly available from an exchange, dealer, broker, industry group, pricing service or regulatory agency, and if they reflect actual and regular market transactions on an arm's length basis.

Determining whether a market is inactive requires the use of indicators such as a sharp decline in trading volume and the level of activity in the market, a sharp disparity in prices over time and among the various above-mentioned market participants, or the fact that the latest transactions conducted on an arm's length basis did not take place recently enough.

Where a financial instrument is traded in several markets to which the Company has immediate access, its fair value is represented by the market price at which volumes and activity levels are highest for the instrument in question.

Transactions resulting from involuntary liquidations or distressed sales are usually not taken into account to determine the market price.

**Level 2 (L2): instruments valued using inputs other than quoted prices included in Level 1 that are observable for the asset or liability, either directly (i.e. as prices) or indirectly (i.e. derived from prices)**

These are instruments measured using a financial model based on observable market inputs. Prices published by an external source derived from the valuation of similar instruments are considered as data derived from prices.

Level 2 instruments include in particular non derivative financial instruments carried at fair value on the statement of financial position that are not directly quoted or do not have a quoted price on a sufficiently active market (e.g. corporate bonds, repos transactions, mortgage-backed securities, units of funds), and firm derivatives and options traded over-the-counter: interest rate swaps, caps, floors, swaptions, equity options, index options, foreign exchange options, commodity options and credit derivatives. The maturities of these instruments are linked to ranges of terms commonly traded in the market, and the instruments themselves can be simple or offer a more complex remuneration profile (e.g. barrier options, products with multiple underlying instruments), with said complexity remaining limited however. The valuation techniques used in this category are based on common methods shared by the main market participants.

**Level 3 (L3): instruments valued using inputs that are not based on observable market data (referred to as unobservable inputs)**

Level 3 instruments carried at fair value on the statement of financial position are predominantly instruments for which the sales margin is not immediately recognised in profit or loss.

**Notes to the condensed interim financial statements (continued)**

As at 30 June 2022

Accordingly, Level 3 financial instruments include derivatives with longer maturities than those usually traded and/or with specifically tailored return profiles. Similarly, debt measured at fair value is classified as Level 3 where the valuation of the associated embedded derivatives is also based on unobservable inputs.

The main L3 complex derivatives are:

- Equity derivatives: options with long maturities and/or incorporating bespoke remuneration mechanisms. These instruments are sensitive to market inputs (volatility, dividend rates, correlations, etc.). In the absence of market depth and an objective approach made possible by regularly observed prices, their valuation is based on proprietary methods (e.g. extrapolation from observable data, historical analysis). Hybrid equity instruments (i.e. having at least one non-equity underlying instrument) are also classified as L3 insofar as correlations between the different underlyings are generally unobservable;
- Interest rate derivatives: long-term and/or exotic options, products sensitive to correlation between different interest rates, different exchange rates, or between interest rates and exchange rates, for example for quanto products (in which the instrument is settled in a currency different from the currency of the underlying); they are liable to be classified as L3 because the valuation inputs are unobservable due to the liquidity of the correlated pair and the residual maturity of the transactions (e.g. exchange rate correlations are deemed unobservable for the USD/JPY);
- Credit derivatives: L3 credit derivatives mainly include baskets of instruments exposed to time to default correlation ("N to default" products in which the buyer of the hedge is compensated as of the N<sup>th</sup> default, which are exposed to the credit quality of the issuers comprising the basket and to their correlation, or CDO Bespoke products, which are Collateralised Debt Obligations created specifically for a group of investors and structured according to their needs), as well as products subject to credit spread volatility;
- Commodity derivatives: this category includes products involving unobservable volatility or correlation inputs (i.e. options on commodity swaps or instruments based on baskets of underlyings).

At the level of the SG Group, valuation models are determined in order to fully embed the impact of IFRS 13 as described above and use appropriate parameters and methodologies in order to determine L3 instruments valuation. Counterparty credit risk estimates relies on Credit Value Adjustments (CVA) and Debit Value Adjustments (DVA) calculations.

Different calculation methods can exist regarding the CVA-DVA / OCA (Own Credit Adjustment) impact calculation: derived from the yield discounting methodology, other from the Monte-Carlo EPE/ENE (Expected Positive / Negative Exposure). The methodology for calculation of CVA-DVA (OCA not applicable to the Company) applied to SGIS (the same as the Société Générale Group) is the yield discounting methodology.

The valuation methods used by the Company to establish the fair value of financial instruments are detailed below.

The fair values of financial instruments include accrued interest as applicable.

- For Unsecured Notes and Fully Funded Swaps

The fair value for both the unsecured Notes (liabilities) and the Fully Funded Swap (FFS) (assets) is calculated by discounting the expected future cash flows with the risk-free curve. To take the credit adjustment into account, the risk-free curve is adjusted with Société Générale Group's credit spread curve. A dedicated process has been implemented using Société Générale Group and SGIS operational teams' input. This process is fully functional, constantly monitored as of today.

**Notes to the condensed interim financial statements (continued)**

As at 30 June 2022

- For Secured and Repack Notes

Secured Notes are Notes which are collateralised with assets deposited on segregated or pooled accounts with external custodian (The Bank of New York Mellon S.A., Luxembourg Branch, hereafter “BNY Mellon Luxembourg”) and pledged in favor of the Note holders.

Repack Notes are Notes which allow investors to calibrate the funding yield of their structure by selecting a bond (the “Reference Bond”) issued by a third-party issuer (the “Reference Bond Issuer”).

The collateral assets are composed of eligible securities.

Should Société Générale default, the pledge on the assets is to be enforced; the Notes holders are exposed to credit risk of the collateral (external securities). Therefore, as Société Générale and SGIS are mere risk pass-through, the credit risk premium (external bonds issuers) shall not be adjusted with Société Générale credit spread. Thus, no additional credit adjustment is needed for the secured Notes.

The fair value of the Secured Notes, of the Repack Notes and of the associated FFS is computed, for each accounting period, by discounting the expected future cash flows by a composite Repo rate curve.

- For Warrants and Options

For financial instruments recognised at fair value in the interim statement of financial position, fair value is determined primarily on the basis of the prices quoted in an active market. These prices can be adjusted if none are available on the interim statement of financial position date or if the clearing value does not reflect transaction prices.

However, especially due to the varied characteristics of financial instruments traded over-the-counter on the financial markets, a large number of financial products traded by the Company does not have quoted prices in the markets.

The base models may not fully capture all factors relevant to the valuation of SGIS on these financial instruments such as credit risk (CVA), own credit (DVA) and/or funding costs (Funding Valuation Adjustment or “FVA”). Therefore, SGIS applies various techniques (from the Group) to estimate the credit risk associated with its financial instruments measured at fair value.

The reevaluation differences attributable to the Company’s credit risk are thus determined using valuation models which take into account the most recent financing terms and conditions on the markets along with the residual maturity of the related liabilities.

- For secured notes issued by the Company, as investors are not exposed to the Company’s risk, no own credit risk should impact the fair value of the instruments and as such, no adjustment has to be calculated.
- For unsecured notes, investors are not contractually exposed to the Company’s credit risk but to Société Générale Group’s own credit risk.

SGIS valuation models therefore reflect the absence of credit risk, and structured bonds are not impacted by Own Credit Adjustments within the entity.

**Deferred margin related to main unobservable inputs**

The Company does not apply deferred margin related to its main unobservable inputs as margin on Notes and Warrants issued are offset by a similar margin on Fully Funded Swaps and Options purchased.

**Notes to the condensed interim financial statements (continued)**

As at 30 June 2022

2.3.3.3. Impairments and provisions

Some financial assets involve credit risk which exposes the Company to a potential loss if the counterparties were to be unable to respect their financial commitments. The Company is remunerated for bearing this risk by a portion of the contractual interest that it receives on those assets; this is known as the credit margin.

This potential loss, or expected credit loss, is recognised in profit or loss without waiting for the occurrence of a default event on a specific counterparty.

For loans and receivables measured at amortised cost or, if any, fair value through other comprehensive income, the expected credit loss, as assessed by the Company, is recognised in profit or loss. In the interim statement of financial position, this potential loss is recognised as an impairment that reduces the carrying amount of assets measured at amortised cost. Impairments are written-back in case of a subsequent decrease of credit risk. No significant impairment is recognized on cash and cash equivalents. The Company does not have loan commitments or financial guarantees contracts.

**Impairment and provisions for credit risk**

To determine the amount of impairment or loss allowances to be recorded at each reporting date, these exposures are classified into one of three categories based on the increase in credit risk observed since initial recognition. An impairment or loss allowance shall be recognised for the exposures in each category as follows:

- Exposures classified in Stage 1: At the initial recognition date, the exposures are systematically classified in Stage 1, unless they are underperforming/credit-impaired on acquisition. Stage 1 exposures are impaired for the amount of credit losses that the Company expects to incur within 12 months (12-month expected credit losses), based on past data and the current situation;
- Exposures classified in Stage 2: To identify Stage 2 exposures, the significant increase in credit risk is assessed by the Company, taking into account the counterparty's credit risk rating, the magnitude of the change in the counterparty's credit rating and the existence of payments of more than 30 days;
- Exposures classified in Stage 3 (doubtful outstandings): The Company determines whether or not there is objective evidence of impairment (default event).

Stage 2 and 3 exposures are impaired for the amount of credit losses that the Company expects to incur over the life of the exposures (lifetime expected credit losses), taking into consideration past data, the present situation and reasonable forecast changes in economic conditions, and relevant macroeconomic factors through to maturity.

**Impairments / Reversal of impairments**

Impairments / Reversal of impairments include net reversals of impairment and loss allowances for credit risk, losses on irrecoverable loans and amounts recovered on amortised receivables.

2.3.3.4. Offsetting financial assets and financial liabilities

A financial asset and a financial liability are offset and the net amount presented on the interim statement of financial position when the Company has a legally enforceable right to set off the recognised amounts and intends either to settle the asset and liability on a net basis, or to realise the asset and settle the liability simultaneously. The legal right to set off the recognised amounts must be enforceable in all circumstances, in both the normal course of business and in the event of default of one of the counterparties.

The financial instruments issued by the Company are subscribed by the investors through Société Générale as a lead manager during the issuance period and as a market maker for a secondary market. The instruments which are unsold are held by Société Générale.

**Notes to the condensed interim financial statements (continued)**

As at 30 June 2022

The treatment is applied based on IAS 32 paragraph 42: "A financial asset and a financial liability shall be offset and the net amount presented in the interim statement of financial position when, and only when, an entity:

- a. Currently has a legally enforceable right to set off the recognised amounts; and
- b. Intends either to settle on a net basis, or to realise the asset and settle the liability simultaneously."

In December 2014, a cash netting clause was added in the legal framework with Société Générale Personne Morale and the Company consequently acquired a legally enforceable right to offset the recognised amount with the same counterparty (Société Générale). The assets (the Fully Funded Swaps) and the liabilities (the Notes) are settled (and intended to be settled) simultaneously.

In June 2017, the Company added a new cash netting clause in the legal framework with Société Générale Personne Morale and the Company consequently acquired a legally enforceable right to offset the recognised amount with the same counterparty (Société Générale). The assets (OTC Options) and the liabilities (the Warrants) are settled (and intended to be settled) simultaneously.

In application of IAS 32 - Offsetting a financial asset and a financial liability, the Company proceeds to the accounting netting of the non-sold amounts. The impact of the off-setting for the non-sold Notes and the corresponding Fully Funded Swaps and impact of the off-setting for the non-sold Warrants and the corresponding options are described in Note 4.1 and Note 4.2.

**2.3.4. Other assets and other liabilities**

Settlement accounts for trades are included in other assets or other liabilities and are presented separately in distinctive captions on assets or liabilities side.

**2.3.5. Shareholders' equity**

Equity are the resources contributed to the Company by external shareholders as capital, as well as the cumulative and undistributed results (retained earnings).

The statement "Changes in Shareholders' Equity" presents the various changes that affect the components of equity over the reporting period.

**2.3.6. Interest income and expense**

Interest is recognized as expense or income over the life of the financing service granted or received, proportionally to the principal amount outstanding.

Interest income and expense are recorded in the statement of profit and loss under Interest and similar income and Interest and similar expense for all financial instruments measured using the effective interest method (instruments at amortised cost and debt instruments at fair value through other comprehensive income).

The effective interest rate is taken to be the rate used to net discount future cash inflows and outflows over the expected life of the instrument in order to establish the net book value of the financial asset or liability. The calculation of this rate considers the future cash flows estimated on the basis of the contractual provisions of the financial instrument without taking account of possible future credit losses and also includes commissions paid or received between the parties where these may be assimilated to interest, directly linked transaction costs, and all types of premiums and discounts.

Where a financial asset is classified in Stage 3 for impairment, subsequent interest income is measured at the effective interest rate applied to the net carrying amount of the financial asset with an offsetting entry equal to the outstanding financial asset before impairment.

**Notes to the condensed interim financial statements (continued)**

As at 30 June 2022

**2.3.7. Fee income and expense**

Fee income and Fee expense combine fees on services rendered and received, as well as fees on pledge security granted that cannot be assimilated to interest. Fees that can be assimilated to interest are integrated into the effective interest rate on the associated financial instrument and are recorded under Interest income and Interest expenses.

The Company recognizes fee income or expense for an amount equivalent to the remuneration for the service provided and depending on the progress transferring control of these services:

- Fees for ongoing services, such as custody fees and administration costs are recognized as income over the life of the service;
- Fees for one-off services, such as issuance and listing fees are recognized as income when the service is provided.

The possible mismatch between the payment date of the service provided and the date of execution of the service gives assets and liabilities depending on the type of contract and mismatch which are recognized under Other Assets and Other Liabilities. For example: supplier contracts generate trade payables, accrued expenses or prepaid expenses.

Income related to the issuance of Notes and Warrants falls under the scope of IFRS 15 and as such, is considered separately as income generated by two services when the Company performs its activities:

- The issuing fee, which is recognized upfront for the initiation and the structuration of the issuance;
- Account and security servicing fee during the lifecycle of the security.

**2.3.8. Other operating expenses**

The Company records operating expenses according to the type of services to which they refer.

Other operating expenses mainly include lease payments, building maintenance and other costs, travel and business expenses, outsourcing and advisory fees and marketing and advertising expenses.

**2.3.9. Income tax**

Income tax includes current taxes and deferred taxes:

- Current taxes correspond to the amount of taxes due (or refundable) as calculated according to the taxable profit base for the reporting period;
- Deferred taxes correspond to the amount of taxes resulting from past transactions and that will be payable (or refundable) in a future reporting period.

**2.3.9.1. Current tax**

Current tax is based on the taxable profit and determined in accordance with the rules established by the local taxation authorities, upon which income taxes are payable. This tax expense also includes net allowances for tax adjustments pertaining to income tax.

Tax credits arising in respect of interest from loans and income from securities are recorded in the relevant interest account as they are applied in settlement of income taxes for the year. The related tax charge is included under Income tax in the statement of profit and loss

**2.3.9.2. Deferred tax**

Deferred taxes are recognized whenever the Company identifies a temporary difference between the accounting base and tax base for assets and liabilities that will affect future tax payments or from tax loss carried forward.



**Notes to the condensed interim financial statements (continued)**

As at 30 June 2022

The amount is based on the tax rate enacted or substantively enacted which is expected to apply when the asset is realized or the liability settled. These deferred taxes are adjusted in the event of changes to tax rates. This amount is not discounted to present value. The Company off-sets its deferred tax assets against liabilities as there is both legal right to offset its current tax assets and liabilities and it is the Company's intention to settle on a net basis.

2.3.9.3. Other commitments linked to secured Notes

In relation to each Serie of Secured Notes, in order to secure its obligations in respect of such Notes, the Company enters into a pledge agreement which is governed by the Luxembourg act dated 5 August 2005 on financial collateral arrangements, as amended. Under each pledge agreement, the Company grants first ranking security over the Collateral Assets contained in one or more accounts held by the Company with BNY Mellon Luxembourg (or such other custodian or account bank as is specified in the applicable Final Terms, pursuant to the terms of a custodian agreement between, inter alia, the Company and the collateral custodian).

The security granted under each pledge agreement is granted either in favour of:

- (i) in the case of English Law Notes, The Bank of New York Mellon Corporate Trustee Services Limited or such other security trustee as is specified in the applicable Final Terms as security trustee on behalf of itself and the relevant Noteholders and the other relevant Secured Parties (as defined in the Additional Terms and Conditions for Secured Notes) or,
- (ii) in the case of French Law Notes, directly in favour of the relevant Noteholders and the other relevant Secured Parties as represented by The Bank of New York Mellon Corporate Trustee Services Limited or such other security agent as is specified in the applicable Final Terms as security agent.

Following the occurrence of a Secured Note Acceleration Event (as defined in the Additional Terms and Conditions for Secured Notes), all Noteholders whose Notes have become immediately due and payable is first entitled to claim for any outstanding amounts due to them under the terms of the Guarantee. If neither the Issuer nor the Guarantor (pursuant to the terms of the Guarantee) has paid all amounts due to Noteholders within a period of 3 Collateral Business Days following the occurrence of a Secured Note Acceleration Event, Noteholders may send a notice in writing to the Security Trustee (in the case of English Law Notes) or the Security Agent (in the case of French Law Notes) requesting that the relevant Pledge Agreement be enforced in accordance with the terms of the Base Prospectus.

The Company borrows the securities to be pledged from Société Générale Group. In accordance with IFRS 9, the borrowing of the securities to be pledged by the Company is not assimilated to the transfer of assets and thus does not result in recognition in the interim statement of financial position. The risks and rewards associated to the securities remain in Société Générale Group and as such are not presented in the Company's interim statement of financial position.

The pledged securities are accounted as an off balance-sheet commitment "Securities pledged". The committed amount is re-measured at each closing to reflect the value of the securities pledged.

**Notes to the condensed interim financial statements (continued)**

As at 30 June 2022

**2.4. CRISIS: COVID-19 AND WAR IN UKRAINE**

The lifting of the Covid-19-related restrictions in several major economies supports economic activity without, however, excluding the risk of new lockdowns as it has occurred in some geographic areas during the first half-year 2022 (in Hong-Kong for example).

On the other hand, the first semester of 2022 has been strongly impacted, since 24 February, by the war in Ukraine. The conflict, with its human casualties and suffering, has significant economic costs along with considerable uncertainties.

In the euro area, the supply difficulties, the decline in purchasing power with the high inflation expected all through 2022 and the tightening of economic policies are the main bottlenecks constraining growth. If pandemic-related risks have decreased significantly in the short-term, the strong uncertainties related to the war in Ukraine jeopardise these prospects and the scenario of a more pronounced slowdown in 2022 cannot be excluded.

**NOTE 3 – CASH AND CASH EQUIVALENTS**

Cash and cash equivalents amount to KEUR 23 537 as at 30 June 2022 (31 December 2021: KEUR 36 384) and are mainly composed of cash held with SG Luxembourg and Société Générale.

As at 30 June 2022 and 31 December 2021, this caption only contains cash that is repayable on demand.

**NOTE 4 – FINANCIAL INSTRUMENTS****4.1. Financial assets at fair value through profit or loss**

	<b>30.06.2022</b>	<b>31.12.2021</b>
	('000 EUR)	('000 EUR)
<b>Financial assets at fair value through profit or loss</b>		
- Mandatorily at fair value through profit or loss (Fully Funded Swaps)	38 846 422	40 322 401
- Trading derivatives (Options)	781 375	714 838
<b>Total</b>	<b>39 627 797</b>	<b>41 037 239</b>

As at 30 June 2022, financial assets mandatorily at fair value through profit or loss (Fully Funded Swaps) amount to KEUR 38 846 422 (31 December 2021: KEUR 40 322 401) and replicate all the Notes issued by the Company (see Note 4.2). Differences between Fully Funded Swaps and Notes arise due to late settlements.

As at 30 June 2022, Trading derivatives (Options) amount to KEUR 781 375 (31 December 2021: KEUR 714 838) and replicate all the Warrants issued by the Company (see Note 4.2). Differences between Options and Warrants arise due to late settlements.

As at 30 June 2022, the impact of the offsetting of financial assets and financial liabilities (decrease in the balance sheet) is KEUR 39 639 830 for the non-sold Notes and the corresponding Fully Funded Swaps (31 December 2021: KEUR 34 911 227) and KEUR 3 930 937 for the non-sold Warrants and the corresponding Options (31 December 2021: KEUR 4 573 937) (see Note 4.2).

**Notes to the condensed interim financial statements (continued)**

As at 30 June 2022

The movements in financial assets at fair value through profit or loss were as follows:

	('000 EUR)	('000 EUR)	('000 EUR)
	<b>Mandatorily at fair value through profit or loss</b>	<b>Trading derivatives</b>	<b>Total</b>
<b>As at 1 January 2022</b>	<b>40 322 401</b>	<b>714 838</b>	<b>41 037 239</b>
Acquisition	41 825 691	16 941 666	58 767 357
Maturity/Disposal/Liquidation/Cancellation	(29 441 261)	(18 708 024)	(48 149 285)
Change in fair value and foreign exchange difference	(9 131 806)	1 189 895	(7 941 911)
Offsetting of Assets and Liabilities (Change)	(4 728 603)	643 000	(4 085 603)
<b>As at 30 June 2022</b>	<b>38 846 422</b>	<b>781 375</b>	<b>39 627 797</b>

	('000 EUR)	('000 EUR)	('000 EUR)
	<b>Mandatorily at fair value through profit or loss</b>	<b>Trading derivatives</b>	<b>Total</b>
<b>As at 1 January 2021</b>	<b>43 135 651</b>	<b>674 352</b>	<b>43 810 003</b>
Acquisition	58 001 584	37 797 100	97 798 684
Maturity/Disposal/Liquidation/Cancellation	(61 564 451)	(43 346 069)	(104 910 520)
Change in fair value and foreign exchange difference	(7 379 336)	(1 161 153)	(8 540 489)
Offsetting of Assets and Liabilities (Change)	8 128 953	4 750 608	12 879 561
<b>As at 31 December 2021</b>	<b>40 322 401</b>	<b>714 838</b>	<b>41 037 239</b>

**4.2. Financial liabilities at fair value through profit or loss**

	<b>30.06.2022</b>	<b>31.12.2021</b>
	<b>('000 EUR)</b>	<b>('000 EUR)</b>
<b>Financial liabilities at fair value through profit or loss</b>		
- Designated at fair value through profit or loss (Notes)	38 846 530	40 323 850
- Trading derivatives (Warrants)	781 301	714 854
<b>Total</b>	<b>39 627 831</b>	<b>41 038 704</b>

As at 30 June 2022, the Company has issued secured and unsecured Notes for a total amount of KEUR 38 846 530 (31 December 2021: KEUR 40 323 850):

- 21 742 unsecured Notes were issued (stock) for a total amount of KEUR 31 034 524 (31 December 2021: 21 230 unsecured Notes were issued (stock) for a total amount of KEUR 33 959 581);
- 577 secured Notes were issued (stock) for a total amount of KEUR 7 812 006 (31 December 2021: 592 secured Notes were issued (stock) for a total amount of KEUR 6 364 269).

In addition to the guarantee on first demand granted by Société Générale on unsecured and secured Notes, subscribers of the secured Notes issued by the Company benefit from additional collateral assets securing the payment due under the Notes terms, structured in form of a pledge governed by Luxembourg Law. This pledge may only be enforced following a default of the Company or Société Générale in its role of Guarantor.

**Notes to the condensed interim financial statements (continued)**

As at 30 June 2022

Pledged collateral assets are deposited on an account held in the name of the Company with an authorised custodian not belonging to the Société Générale Group and are pledged in favour of the Notes holders.

As at 30 June 2022, securities deposited at BNY Mellon Luxembourg as collateral for secured issuances amount to KEUR 5 349 370 (31 December 2021: KEUR 4 836 039).

As at 30 June 2022, the Company also issued Warrants for a total amount of KEUR 781 301 (31 December 2021: KEUR 714 854). Refer to Note 9 for further details on Off-balance sheet items related to the Warrants activity.

As at 30 June 2022, the impact of the offsetting (decrease in the balance sheet) is KEUR 39 639 830 for the non-sold Notes and the corresponding Fully Funded Swaps (31 December 2021: KEUR 34 911 227) and KEUR 3 930 937 for the non-sold Warrants and the corresponding Options (31 December 2021: KEUR 4 573 937) (see Note 4.1).

The movements in financial liabilities at fair value through profit or loss were as follows:

	('000 EUR) Designated at fair value through profit or loss	('000 EUR) Trading derivatives	('000 EUR) Total
<b>As at 1 January 2022</b>	<b>40 323 850</b>	<b>714 854</b>	<b>41 038 704</b>
Acquisition	41 842 971	16 997 129	58 840 100
Cancelled/Liquidation/Maturity Disposal	(29 504 186)	(18 754 071)	(48 258 257)
Change in fair value and foreign exchange difference	(9 087 502)	1 180 389	(7 907 113)
Offsetting of Assets and Liabilities (Change)	(4 728 603)	643 000	(4 085 603)
<b>As at 30 June 2022</b>	<b>38 846 530</b>	<b>781 301</b>	<b>39 627 831</b>
	('000 EUR) Designated at fair value through profit or loss	('000 EUR) Trading derivatives	('000 EUR) Total
<b>As at 1 January 2021</b>	<b>43 146 652</b>	<b>676 965</b>	<b>43 823 617</b>
Acquisition	58 009 740	38 802 115	97 811 855
Cancelled/Liquidation/Maturity Disposal	(61 547 326)	(43 355 236)	(104 902 562)
Change in fair value and foreign exchange difference	(7 414 169)	(1 159 598)	(8 573 767)
Offsetting of Assets and Liabilities (Change)	8 128 953	4 750 608	12 879 561
<b>As at 31 December 2021</b>	<b>40 323 850</b>	<b>714 854</b>	<b>41 038 704</b>

**4.3. Financial liabilities at amortised cost**

As at 30 June 2022 and 31 December 2021, financial liabilities at amortised cost are mainly composed of a convertible bond of KEUR 48 000 issued by the Company and fully subscribed by SG Luxembourg, with maturity in 2023. Conversion may occur each year.

On this convertible bond, the Company pays to SG Luxembourg both variable interests calculated on Euribor 3M plus a margin of 0.065% (total rate of (0.41)% as at 30 June 2022) and activity related interests. Activity related interests mean an amount equal to 100% of the activity related profit generated by the Company.

**Notes to the condensed interim financial statements (continued)**

As at 30 June 2022

The convertible bond maturity shall be automatically extended by successive periods of one year, unless either the Issuer or the Holder has exercised its right to terminate the bond on the scheduled maturity date. The conversion option belongs to the Holder.

**NOTE 5 – LOANS AND RECEIVABLES**

As at 30 June 2022 and 31 December 2021, loans and receivables only consist in term deposits with SG Luxembourg, which represent the reinvestment of the Company's share capital, reserves and other available funds.

As at 31 December 2021, expected credit losses calculated on loans and receivables in accordance with IFRS 9 amounted to KEUR (1). As at 30 June 2022, the diminution of the expected credit losses resulted in a reversal of the IFRS9 impairment amounting to KEUR 1, as presented in the Caption reversal of Cost of Risk in the Statements of Profit and Loss.

**NOTE 6 – TAXATION**

The Company is liable for all taxes applicable to Luxembourg commercial companies.

Since 2007, the Company has been part of a tax integration group led by SG Luxembourg with regard to Net Worth Tax and Income Tax, as authorised by the article 164 bis LIR and has concluded a Tax Sharing Agreement (the "Agreement") with SG Luxembourg. Under the Agreement, the Company pays to SG Luxembourg, with respect to each financial year, an amount equal to the tax which would be levied on the profits of the Company in the absence of any tax consolidation with the Parent.

The rate of current tax applied as of 30 June 2022 is 24.94% (30 June 2021: 24.94%). The current tax rate includes the corporate tax and the municipal tax.

For the period ended 30 June 2022, tax expenses amount to KEUR 98 (30 June 2021: KEUR 16).

**NOTE 7 – SHAREHOLDERS' EQUITY**

**7.1. Share capital and Share premium**

On 30 November 2020, 100 shares were sold by SG Luxembourg to Société Générale for a total amount of EUR 4 000. SG Luxembourg still held 49 907 shares amounting to EUR 1 996 280 for which it waived its entire voting rights. As at 31 December 2021, the subscribed and fully paid share capital amounted to EUR 2 000 320, divided into 50 008 shares with nominal value of EUR 40 each.

By resolution adopted on 14 January 2022, the Executive Board decided to increase the capital of the Company from EUR 2 000 320 to EUR 2 000 360 by the issue of a new share with a nominal value of EUR 40, subscribed by SG Luxembourg. In the context of the capital increase, the 2021 activity related interests amounting to KEUR 28 244 have been allocated to the Share premium. It was then paid to the shareholders in June 2022.

As at 30 June 2022, the subscribed and fully paid share capital is EUR 2 000 360, divided into 50 009 shares with nominal value of EUR 40 each.

The Company manages its capital to ensure it will be able to continue as a going concern. The capital amount may be increased, subject to the approval of the Shareholders, if the Company's activity evolves, incurring specific additional risks.

**Notes to the condensed interim financial statements (continued)**

As at 30 June 2022

**7.2. Reserves****7.2.1. Legal reserve**

In accordance with the Luxembourg law, the Company is required to allocate a minimum of 5% of its annual net profit to a Legal reserve until this reserve equals 10% of the subscribed share capital. This reserve may not be distributed.

As at 30 June 2022, the legal reserve amounts to KEUR 200 (31 December 2021: KEUR 200).

**7.2.2. Other reserves**

Since 2013, the Company is fiscally integrated in its parent company SG Luxembourg. SG Luxembourg constitutes the Net Wealth Tax reserve for the Company. As a consequence, no Net Wealth Tax reserve has been constituted by the Company since 2013.

As at 30 June 2022, the amount of other reserves amounts to KEUR (214) (31 December 2021: KEUR 1) and is mainly composed of the loss brought forward of KEUR (215) generated during the year ending as at 31 December 2021.

**NOTE 8 – COMMISSION INCOME**

Commission income can be broken down as follows:

	<b>30.06.2022</b>	<b>30.06.2021</b>
	<b>('000 EUR)</b>	<b>('000 EUR)</b>
Issuing upfront fees on Notes	14 367	17 601
Servicing fees on Notes	3 484	4 468
Commission on Warrants	605	1 470
<b>Total</b>	<b>18 456</b>	<b>23 539</b>

As at 30 June 2022, KEUR 3 956 are retained as deferred income under the caption “other liabilities” (30 June 2021 : KEUR 5 836).

**NOTE 9 – OFF-BALANCE SHEET**

As at 30 June 2022, financial instruments to be issued (commitment taken before 30 June 2022 with value date after 30 June 2022) amount to KEUR 4 810 392 (31 December 2021: KEUR 3 302 045).

## Notes to the condensed interim financial statements (continued)

As at 30 June 2022

## Warrants issuance summary

The Warrants issued as at 30 June 2022 and 31 December 2021 break down as follows:

Warrant Type	Category of Underlying	Type of Underlying	Option Type	30 June 2022			31 December 2021		
				Quantity	Notional ('000 EUR)	Fair Value ('000 EUR)	Quantity	Notional ('000 EUR)	Fair Value ('000 EUR)
Basket Warrant	Basket	Index	Call	-	-	-	1	12 361	14 230
Commodity Future Warrant	Future	Mutual Fund	Put	-	-	-	-	-	-
		Commodity Future	Call	-	-	-	4	10 118	15
			Put	1	1 860	7 520	12	19 243	6 755
Commodity Warrant	Commodity	Bruts	Call	6	515 683	0	6	472 930	0
		Commodity Future	Call	-	-	-	-	-	-
		Index	Call	-	-	-	-	-	-
		Mutual Fund	Call	3	7 112	0	11	19 085	2
			Put	12	25 642	0	15	27 211	0
		Precious metals	Call	-	-	-	-	-	-
			Put	10	27 061	0	10	24 817	0
Future Contract	Call	-	-	-	-	-	-		
Currency Warrant	Currency	Currency	Call	-	-	-	42	0	0
			Put	-	-	-	48	117 867	0
Equity Warrant	Equity	American Depository Receipt	Call	3	30 134	1	3	27 636	51
			Put	-	-	-	-	-	-
		Mutual fund	Call	3	95 787	63	4	119 231	25
		Ordinary Share	Call	1 055	13 215 186	43 775	1 247	20 296 419	147 944
			Put	350	3 438 645	5 568	411	4 902 718	27 245
		Own Share	Call	4	22 850	35	4	22 850	322
			Put	1	750	0	1	750	0
		Preference	Call	-	-	-	-	-	-
Put	1		1 500	0	1	1 500	0		

## Notes to the condensed interim financial statements (continued)

As at 30 June 2022

Warrant Type	Category of Underlying	Type of Underlying	Option Type	30 June 2022			31 December 2021		
				Quantity	Notional ('000 EUR)	Fair Value ('000 EUR)	Quantity	Notional ('000 EUR)	Fair Value ('000 EUR)
Real Estate Investment Trust	Real Estate Investment Trust	Real Estate Investment Trust	Call	4	89 083	30	5	124 066	48
			Put	2	1 381	11	2	1 309	9
Index Warrant	Index	Index	Call	392	13 618 599	705 234	301	11 226 503	458 857
			Put	199	8 549 746	13 440	200	11 032 836	44 857
Fund Warrant	Fund	Mutual Fund	Call	71	408 287	3 153	121	492 810	11 653
			Put	-	-	-	-	-	-
		Fund	Call	1	10 000	2 471	1	10 000	2 841
<b>Total Call</b>			<b>Call</b>	<b>1 542</b>	<b>28 012 721</b>	<b>754 762</b>	<b>1 750</b>	<b>32 834 009</b>	<b>635 988</b>
<b>Total Put</b>			<b>Put</b>	<b>576</b>	<b>12 046 585</b>	<b>26 539</b>	<b>700</b>	<b>16 128 251</b>	<b>78 866</b>
<b>Total Warrants</b>				<b>2 118</b>	<b>40 059 306</b>	<b>781 301</b>	<b>2 450</b>	<b>48 962 260</b>	<b>714 854</b>



**Notes to the condensed interim financial statements (continued)**

As at 30 June 2022

**NOTE 10 – RISK MANAGEMENT**

The Company and several of its service providers are subsidiaries of the Société Générale Group and therefore benefit from Société Générale's internal control systems.

For any further information on the risks relating to the Group, investors and/or Noteholders should refer to the "Risk and Capital Adequacy" section of the Registration Document (<https://www.societegenerale.com>).

**10.1. Market risk**

Market risk is the risk that changes in market prices, such as interest rates, securities prices, and foreign exchange rates will affect the Company's income or the value of its holding of financial instruments. The objective of market risk management is to manage and control market risk exposures within acceptable parameters.

The Company issues Notes and Warrants. The Notes are systematically hedged with Fully Funded Swaps concluded with Société Générale, with strictly identical characteristics. In the same way, the Warrants issued are hedged with Options concluded with Société Générale, with strictly identical characteristics.

The risks associated with the investment in the Notes and Warrants depend on several factors. Such factors vary depending on the characteristics of the Notes and Warrants issued, in particular depending on the underlying, the maturity of the Notes, the secured / unsecured status of the Notes, the interest rates incurred, the volatility of the underlying, etc. The main risks in relation to investments in Notes and Warrants issued by the Company are described in the Base Prospectus under the section "Risk Factor".

Because of its structure (perfect match between the assets and the liabilities), the impact of an immediate change of a market parameter would have no consequence on the net profit of the Company.

The Company is also exposed to structural interest rate risk, namely through the following transactions: reinvestment of available equity by participating interests or loans to the Company's treasury (SG Luxembourg) with hedged interest rate risk (fixed rate contracted with SG Luxembourg). The structural interest rate risk is monitored via the sensitivity of the economic value of the positions measured through modified duration.

Modified duration is calculated based on the change in the net present value of positions subsequent to a 1% change in the rate curve. Exposure monitoring is based on the determination of modified duration over the short (up to one year), medium (one to five years) and long (more than five years) term.

**10.2. Credit risk**

Credit risk is the risk that a third party will not be able to meet its contractual obligation.

The Company only contracts financial instruments with its parent companies, SG Luxembourg and Société Générale. Therefore, the credit risk of the Company is limited to the credit risk on SG Luxembourg and Société Générale. Should this situation evolve, specific limits would be proposed to limit the credit risk incurred.

As at 30 June 2022 and 31 December 2021, no financial assets were past due. An Expected Credit Loss is calculated on deposits, amounting to KEUR 2 as of 30 June 2022 following a reversal of impairment of KEUR 1 on the period (see note 5).

All the Notes and Warrants issued by the Company benefit from a guarantee provided by Société Générale, meaning that payments in respect of the instruments issued by the Company are unconditionally and irrevocably guaranteed by Société Générale (the Guarantor).

As at 30 June 2022, the rating of Société Générale is A from Standard & Poor's and A1 from Moody's.

**Notes to the condensed interim financial statements (continued)**

As at 30 June 2022

**10.3. Interest rate risk**

Interest rate risk is the risk that changes in market interest rates may adversely affect the value of the assets and liabilities of the Company. Due to the financial instruments contracted by the Company with Société Générale to hedge the financial instruments issued, the Company is not significantly exposed to interest rate risk.

**10.4. Liquidity risk**

Liquidity risk is the risk that the Company may be unable to meet the payment obligations associated with its financial liabilities when they fall due.

The Company does not face any liquidity risk thanks to the perfect replication between the contractual obligations of:

- i) The financial instruments issued by the Company; and
- ii) The financial assets held for hedging by the Company.

As at 30 June 2022, analysis per remaining maturities is as follows:

<b>30.06.2022 - EUR' 000</b>	<b>&lt; 3 months</b>	<b>From 3 months to 1 year</b>	<b>From 1 to 5 years</b>	<b>&gt; 5 years</b>	<b>Total</b>
Cash and cash equivalents	23 537	-	-	-	<b>23 537</b>
<b>Financial assets at fair value through profit or loss</b>					
- Mandatorily at fair value through profit or loss	2 792 188	6 187 806	14 216 849	15 649 579	<b>38 846 422</b>
- Trading derivatives	666 289	48 327	66 759	0	<b>781 375</b>
Loans and receivables	-	48 201	800	1 000	<b>50 001</b>
Other assets	479 902	-	-	-	<b>479 902</b>
<b>Total assets</b>	<b>3 961 916</b>	<b>6 284 334</b>	<b>14 284 408</b>	<b>15 650 579</b>	<b>40 181 237</b>
<b>Financial liabilities at amortised cost</b>	582	58 238	-	-	<b>58 820</b>
<b>Financial liabilities at fair value through profit or loss</b>					
- Designated at fair value through profit or loss	2 791 132	6 188 549	14 217 423	15 649 426	<b>38 846 530</b>
- Trading derivatives	666 305	48 270	66 726	0	<b>781 301</b>
Other liabilities	492 212	-	-	-	<b>492 212</b>
Tax liabilities	-	98	-	-	<b>98</b>
<b>Total liabilities</b>	<b>3 950 231</b>	<b>6 295 155</b>	<b>14 284 149</b>	<b>15 649 426</b>	<b>40 178 961</b>

**Notes to the condensed interim financial statements (continued)**

As at 30 June 2022

As at 31 December 2021, analysis per remaining maturities is as follows:

31.12.2021 - EUR' 000	< 3 months	From 3 months to 1 year	From 1 to 5 years	> 5 years	Total
Cash and cash equivalents	36 384	-	-	-	36 384
<b>Financial assets at fair value through profit or loss</b>					
- <i>Mandatorily at fair value through profit or loss</i>	4 962 258	5 330 466	14 553 618	15 476 059	40 322 401
- <i>Trading derivatives</i>	446 656	137 616	129 885	681	714 838
Loans and receivables	48 021	200	800	1 000	50 021
Other assets	497 267	-	-	-	497 267
<b>Total assets</b>	<b>5 990 586</b>	<b>5 468 282</b>	<b>14 684 303</b>	<b>15 477 740</b>	<b>41 620 911</b>
<b>Financial liabilities at amortised cost</b>	48 152	28 260	-	-	76 412
<b>Financial liabilities at fair value through profit or loss</b>					
- <i>Designated at fair value through profit or loss</i>	4 960 778	5 330 013	14 557 368	15 475 691	40 323 850
- <i>Trading derivatives</i>	446 143	137 603	130 427	681	714 854
Other liabilities	503 809	-	-	-	503 809
Tax liabilities	-	-	-	-	-
<b>Total liabilities</b>	<b>5 958 882</b>	<b>5 495 876</b>	<b>14 687 795</b>	<b>15 476 372</b>	<b>41 618 925</b>

**10.5. Fair Value measurement**

According to the fair value hierarchy established by IFRS 13, Level 3 (L3) comprises products valued using inputs that are not based on observable market data (referred to as unobservable inputs).

For these products, fair value is determined using models based on valuation techniques commonly used by market participants to measure financial instruments, such as discounted future cash flows for Notes or the Black & Scholes formula for certain options and using valuation parameters that reflect current market conditions as at the interim statement of financial position date. These valuation models are validated independently by the experts from the Market Risk Department of the Group's Risk Division.

Furthermore, the parameters used in the valuation models, whether derived from observable market data or not, are checked by the Finance Division of Société Générale, in accordance with the methodologies defined by the Market Risk Department.

The Notes and the related Fully Funded Swaps are classified as Level 3 when the valuation of the associated embedded derivatives (underlyings of the Notes) is also based on unobservable market data.

On each element of an identified list of unobservable parameters, it comes to determining the uncertainty of marking, and cross sensitivities with this uncertainty for a confidence interval of the value of the positions.

In parallel, marking the levels of each of these parameters is collected and reported in the Note.

The methods for determining the level of uncertainty, as well as calculating the confidence interval from sensitivities depend on each parameter.

Transfers from Level 2 to Level 3 are determined at the end of each month and occur in case of a modification within a parameter (e.g. no longer linked to the deal, modification of the observability rule of the parameter).

## Notes to the condensed interim financial statements (continued)

As at 30 June 2022

## 10.5.1. Estimates of Level 3 instruments and other most significant unobservable inputs as at 30 June 2022 (by type of underlyings)

Type of underlyings	Assets In KEUR	Liabilities In KEUR	Main products	Valuation techniques used	Significant unobservable inputs	Range of inputs Min & Max
Equity / Funds	19 022	19 021	Derivatives on funds, equities or baskets of stocks derivatives on funds, equities or baskets of stocks	Various option models on funds, equities or baskets on stocks	Equity volatilities	[3.2% ; 196.2%]
					Equity dividends	[0.0% ; 20.1%]
					Unobservable correlations	[-80% ; 99.6%]
					Hedge funds volatilities	[7.6% ; 20.0%]
					Mutual fund volatilities	[1.7% ; 34.6%]
Rates, Forex and others	3 666	3 666	Hybrid forex / interest rate or credit / interest rate derivatives	Hybrid forex interest rate or credit interest rate option pricing models	Correlations	[-33.55% ; 90%]
					Forex derivatives	Forex option pricing models
			Interest rate derivatives whose notional is indexed on the prepayment behaviour on European collateral pools	Prepayment modeling	Constant prepayment rates	[0.0% ; 20.0%]
					Inflation instruments and derivatives	Inflation pricing models
			Credit	3 116	3 116	Collateralised Debt Obligations and index tranches
Recovery rate variance for single name underlyings	[0% ; 100%]					
Other credit derivatives	Credit default models	Time to default correlations				[0% ; 100%]
		Quanto correlations				[-50% ; 40%]
Commodity	-	-	Derivatives on commodities baskets	Option models on commodities	Unobservable credit spreads	[0 bps ; 1 000 bps]
					Commodities correlations	NA NA
<b>Total</b>	<b>25 804</b>	<b>25 803</b>				

Unobservable inputs add a degree of uncertainty in the valuation of Level 3 instruments. However, by its very nature, and considering mirror transactions are concluded with Société Générale to hedge the financial liabilities issued by the Company, the Company has no market risk exposure. The impact of an immediate change in an unobservable parameter would have no consequence on the net profit or net equity of the Company.

Moreover, changes in an unobservable parameter would have by underlying a mirror effect on both assets and liabilities.

**Notes to the condensed interim financial statements (continued)**

As at 30 June 2022

10.5.2. Carrying amounts and fair values of assets and liabilities not measured at fair value in the interim statement of financial position

	Carrying amount	Fair value
<b>30.06.2022 - EUR' 000</b>		
<b>Cash and cash equivalents</b>	23 537	23 537
<b>Financial assets at fair value through profit or loss</b>		
- <i>Mandatorily at fair value through profit or loss</i>	38 846 422	38 846 422
- <i>Trading derivatives</i>	781 375	781 375
Loans and receivables *	50 001	49 852
Other assets	479 902	479 902
<b>Total</b>	<b>40 181 237</b>	<b>40 181 088</b>
Financial liabilities at amortised cost *	58 820	58 837
<b>Financial liabilities at fair value through profit or loss</b>		
- <i>Designated at fair value through profit or loss</i>	38 846 530	38 846 530
- <i>Trading derivatives</i>	781 301	781 301
Other liabilities	492 212	492 212
Tax liabilities	98	98
<b>Total</b>	<b>40 178 961</b>	<b>40 178 978</b>
<b>31.12.2021 - EUR' 000</b>		
<b>Cash and cash equivalents</b>	36 384	36 384
<b>Financial assets at fair value through profit or loss</b>		
- <i>Mandatorily at fair value through profit or loss</i>	40 322 401	40 322 401
- <i>Trading derivatives</i>	714 838	714 838
Loans and receivables *	50 021	50 141
Other assets	497 267	497 267
<b>Total assets</b>	<b>41 620 911</b>	<b>41 621 031</b>
Financial liabilities at amortised cost *	76 412	76 456
<b>Financial liabilities at fair value through profit or loss</b>		
- <i>Designated at fair value through profit or loss</i>	40 323 850	40 323 850
- <i>Trading derivatives</i>	714 854	714 854
Other liabilities	503 809	503 809
Tax liabilities	-	-
<b>Total</b>	<b>41 618 925</b>	<b>41 618 969</b>

\* For Loans and receivables and Financial liabilities at amortised cost, the fair values are calculated by discounting the expected future cash flows under a EUR risk free curve adjusted with Société Générale Group credit spread curve (EUR swap curve from Bloomberg and Société Générale credit spread curve provided by Risk department Paris).

Determining fair value is dependent on many factors and can be an estimate of what value may be obtained in the open market at any point in time.

**Notes to the condensed interim financial statements (continued)**

As at 30 June 2022

## 10.5.3. The fair value hierarchy of IFRS 13

As at 30 June 2022, the Company determined the fair values of its financial instruments on the basis of the following hierarchy:

<b>30.06.2022 - EUR' 000</b>	<b>Level 1</b>	<b>Level 2</b>	<b>Level 3</b>	<b>Total</b>
<b><i>Financial assets at fair value through profit or loss</i></b>				
<b>- <i>Mandatorily at fair value through profit or loss</i></b>	-	<b>13 710 494</b>	<b>25 135 928</b>	<b>38 846 422</b>
<i>Commodities instruments</i>	-	39 689	-	39 689
<i>Credit derivatives/securities</i>	-	675 722	2 868 765	3 544 487
<i>Equity and index securities</i>	-	10 407 738	18 368 228	28 775 966
<i>Foreign exchange instruments/securities</i>	-	568 094	267 158	835 252
<i>Interest rate instruments/securities</i>	-	1 811 160	3 399 126	5 210 286
<i>Other financial instruments</i>	-	208 091	232 651	440 742
<b>- <i>Trading derivatives</i></b>	-	<b>112 666</b>	<b>668 709</b>	<b>781 375</b>
<i>Equity and Index instruments</i>	-	112 398	654 211	766 609
<i>Foreign exchange instruments / securities</i>	-	-	-	-
<i>Other financial instruments</i>	-	268	14 498	14 766
<b><i>Financial liabilities at fair value through profit or loss</i></b>				
<b>- <i>Designated at fair value through profit or loss</i></b>	-	<b>13 712 116</b>	<b>25 134 414</b>	<b>38 846 530</b>
<i>Commodities instruments</i>	-	39 689	-	39 689
<i>Credit derivatives/securities</i>	-	675 178	2 868 743	3 543 921
<i>Equity and index securities</i>	-	10 409 760	18 366 684	28 776 444
<i>Foreign exchange instruments / securities</i>	-	568 392	267 211	835 603
<i>Interest rate instruments/securities</i>	-	1 811 219	3 399 126	5 210 345
<i>Other financial instruments</i>	-	207 878	232 650	440 528
<b>- <i>Trading derivatives</i></b>	-	<b>112 592</b>	<b>668 709</b>	<b>781 301</b>
<i>Equity and Index instruments</i>	-	112 325	654 211	766 536
<i>Foreign exchange instruments / securities</i>	-	-	-	-
<i>Other financial instruments</i>	-	267	14 498	14 765

**Notes to the condensed interim financial statements (continued)**

As at 30 June 2022

As at 31 December 2021, the Company determined the fair values of its financial instruments on the basis of the following hierarchy:

<b>31.12.2021 - EUR' 000</b>	<b>Level 1</b>	<b>Level 2</b>	<b>Level 3</b>	<b>Total</b>
<b><i>Financial assets at fair value through profit or loss</i></b>				
<b>- <i>Mandatorily at fair value through profit or loss</i></b>	<b>-</b>	<b>16 020 681</b>	<b>24 301 720</b>	<b>40 322 401</b>
<i>Commodities instruments</i>	-	26 454	217	26 671
<i>Credit derivatives/securities</i>	-	697 098	3 251 872	3 948 970
<i>Equity and index securities</i>	-	12 016 561	16 759 072	28 775 633
<i>Foreign exchange instruments/securities</i>	-	1 834 388	278 068	2 112 456
<i>Interest rate instruments/securities</i>	-	1 240 393	3 739 272	4 975 665
<i>Other financial instruments</i>	-	205 787	273 219	479 006
<b>- <i>Trading derivatives</i></b>	<b>-</b>	<b>288 790</b>	<b>426 048</b>	<b>714 838</b>
<i>Equity and Index instruments</i>	-	273 342	404 530	677 872
<i>Foreign exchange instruments / securities</i>	-	-	-	-
<i>Other financial instruments</i>	-	15 448	21 518	36 966
<b><i>Financial liabilities at fair value through profit or loss</i></b>				
<b>- <i>Designated at fair value through profit or loss</i></b>	<b>-</b>	<b>16 021 886</b>	<b>24 301 964</b>	<b>40 323 850</b>
<i>Commodities instruments</i>	-	26 454	217	26 671
<i>Credit derivatives/securities</i>	-	697 094	3 251 908	3 949 002
<i>Equity and index securities</i>	-	12 016 515	16 759 108	28 775 623
<i>Foreign exchange instruments/securities</i>	-	1 834 393	278 240	2 112 633
<i>Interest rate instruments/securities</i>	-	1 241 541	3 739 272	4 980 813
<i>Other financial instrument</i>	-	205 889	273 219	479 108
<b>- <i>Trading derivatives</i></b>	<b>-</b>	<b>290 305</b>	<b>424 549</b>	<b>714 854</b>
<i>Equity and Index instruments</i>	-	274 869	403 031	677 900
<i>Foreign exchange instruments / securities</i>	-	-	-	-
<i>Other financial instruments</i>	-	15 436	21 518	36 954

**Notes to the condensed interim financial statements (continued)**

As at 30 June 2022

The following table describes the variation in Level 3 by financial instruments (in KEUR):

<b>Financial liabilities at fair value through profit or loss</b>	<b>Balance at 01.01.2022</b>	Acquisitions	Change in fair value	Reimbursements	Transfers from L2 to L3	Transfers from L3 to L2	Offsetting of the assets and liabilities	<b>Balance at 30.06.2022</b>
<b><i>Designated at fair value through profit or loss</i></b>	<b>24 301 964</b>	<b>18 366 145</b>	<b>(7 271 016)</b>	<b>(6 481 751)</b>	<b>1 784 710</b>	<b>(3 973 570)</b>	<b>(1 610 262)</b>	<b>25 134 414</b>
Equity and index instruments	16 759 108	16 350 339	(5 956 395)	(5 113 947)	1 635 520	(3 211 882)	(2 096 059)	<b>18 366 684</b>
Commodities securities	217	-	-	(700)	-	-	483	-
Credit derivatives	3 251 908	578 129	(578 088)	(547 870)	143 657	(339 509)	360 516	<b>2 868 743</b>
Foreign exchange instruments	278 240	36 890	(11 881)	(23 937)	3 935	(21 538)	5 502	<b>267 211</b>
Interest rate instruments	3 739 272	1 287 372	(664 074)	(648 617)	944	(399 961)	84 190	<b>3 399 126</b>
Other financial instruments	273 219	113 415	(60 578)	(128 486)	654	(680)	35 106	<b>232 650</b>
<b><i>Trading derivatives</i></b>	<b>424 549</b>	-	<b>235 563</b>	<b>(22 947)</b>	-	-	<b>31 544</b>	<b>668 709</b>
Equity and index instruments	403 031	-	240 508	(15 713)	-	-	26 385	<b>654 211</b>
Other financial instruments	21 518	-	(4 945)	(7 234)	-	-	5 159	<b>14 498</b>

The variations in Level 3 financial assets are similar.

***Transfers from Level 3 to Level 2***

The consensus data provided by external counterparties are considered observable if the underlying market is liquid and if the prices provided are confirmed by actual transactions. For high maturities, these consensus data are not observable. This is the case for the implied volatility used for the valuation of options with maturities of more than five years. However, when the residual maturity of the instrument falls below five years, its fair value becomes sensitive to observable parameters.

***Transfers from Level 2 to Level 3***

Transfers from Level 2 to Level 3 can occur in case of a modification within a parameter (no longer linked to the deal, modification of the observability rule of the parameter, etc...).



**Notes to the condensed interim financial statements (continued)**

As at 30 June 2022

## 10.5.4. The fair value hierarchy of notes issued in RUB

As at 30 June 2022, the Company has issued 206 Notes in ruble (RUB) for a total amount of KEUR 63 715 (as at 31 December 2021, 230 notes for a total amount of KEUR 89 734),

The following table describes the variation of the notes issued in RUB by financial instruments (in KEUR):

<b>Financial liabilities at fair value through profit or loss</b>	<b>Balance at 01.01.2022</b>	Acquisitions	Change in fair value	Reimbursements	Offsetting of the assets and liabilities	<b>Balance at 30.06.2022</b>
<b><i>Designated at fair value through profit or loss</i></b>	<b>89 734</b>	<b>8 607</b>	<b>(14 352)</b>	<b>(29 820)</b>	<b>9 546</b>	<b>63 715</b>
Equity and index instruments	74 625	8 607	(14 574)	(14 572)	7 081	<b>61 167</b>
Credit derivatives	12 707	-	-	(15 248)	2 541	-
Foreign exchange instruments	324	-	206	-	(50)	<b>480</b>
Interest rate instruments	864	-	18	-	-	<b>882</b>
Other financial instruments	1 214	-	(2)	-	(26)	<b>1 186</b>

**Notes to the condensed interim financial statements (continued)**

As at 30 June 2022

**10.6. Operational risk**

Operational risk is the risk of loss or fraud caused by defects or failures in internal procedures or systems, human error or external events, including IT risk and management risk. Particular attention is paid to compliance risk, which receives enhanced monitoring.

The Company participates in the effort to strengthen the management and monitoring of operational risk led by the Société Générale Group. This effort is guided by the Operational Risk Department, which reports to the Société Générale Group Risk Department, and is relayed by different Group operational risk monitoring units responsible for implementing the policies and directives issued by the Société Générale Group and monitoring and controlling operational risks.

The monitoring arrangement mainly relies on four processes supervised by the operational risk departments: periodic risk and control self-assessment (RCSA), collecting internal data on losses due to operational errors with exhaustive real-time reporting of incidents, pattern analyses, and permanent control system.

These procedures are supplemented by a crisis management unit and a business continuity plan.

**NOTE 11 – INFORMATION ON LITIGATIONS**

During the year ended 31 December 2020, SG Issuer, as the Issuer of Notes linked to the credit risk of a French corporate, and Société Générale, as the Guarantor, were brought before the Courts of Paris (alongside other French financial institutions) by end investors to obtain compensation for the financial loss they suffered on their investment in these securities. The French corporate was the subject of a “safeguard procedure”, which constitutes a credit event under the terms of the Notes which had a strong impact on the value of the Notes. These investors rely on unfounded allegations according to which SG Issuer and Société Générale were aware of the difficulties of the French corporate when setting up and marketing these Notes and that in doing so, they failed to meet their regulatory obligations (to act in an honest, fair and professional manner, to provide information on the product risks and to determine the suitability of the Notes for retail investors).

For this litigation, along with any other litigation relating to securities issued by SG Issuer, SG Issuer is entitled to an indemnification by Société Générale in respect of any sum due by SG Issuer regarding potential damages or attorneys' fees.

**NOTE 12 – SUBSEQUENT EVENTS**

There was no subsequent event which could have a significant impact on the condensed interim financial information as at 30 June 2022.

**APPENDIX III**

**REPRODUCTION OF THE PRESS RELEASE DATED 4 NOVEMBER 2022  
CONTAINING THE GUARANTOR'S CONSOLIDATED FINANCIAL RESULTS  
FOR THE THIRD QUARTER ENDED 30 SEPTEMBER 2022**

The information set out below is a reproduction of the press release dated 4 November 2022 containing the Guarantor's consolidated financial results for the third quarter ended 30 September 2022.

## RESULTS AT SEPTEMBER 30<sup>TH</sup>, 2022

### Press release

Paris, November 4<sup>th</sup>, 2022

### STRONG RESULTS IN Q3 22

**Good business performance with revenues up +2.3% vs. Q3 21** driven by the resilience of French Retail Banking, strong growth in International Retail Banking and in Financial Services, and a robust performance from Global Markets and Financing & Advisory

**Good cost control**, limited increase in operating expenses (+1.5% vs. Q3 21 published, +2.0% underlying)

**Improvement in the underlying cost to income ratio**, excluding contribution to the Single Resolution Fund, **at 60.7%<sup>(1)</sup>** (vs. 61.8%<sup>(1)</sup> in Q3 21)

**Cost of risk contained at 31 basis points**, with around two-thirds consisting of prudent provisioning on performing loans, the level of defaults remaining low at ~10 basis points

**Underlying Group net income of EUR 1.4 billion<sup>(1)</sup>** (EUR 1.5 billion on a reported basis)

**Underlying profitability (ROTE) of 10.5%<sup>(1)</sup>** (11.2% on a reported basis)

### EXCELLENT UNDERLYING PERFORMANCE IN 9M 22

**Underlying Group net income of EUR 4.5 billion<sup>(1)</sup>** (EUR 858 million on a reported basis), up +11.2% vs. 9M 21

**Underlying cost to income ratio**, excluding contribution to the Single Resolution Fund, **of 59.6%<sup>(1)</sup> at end-September, now expected below 64% for 2022**

**Underlying profitability (ROTE) of 10.4%<sup>(1)</sup>** (1.3% on a reported basis)

### STRENGTHENED CAPITAL POSITION AND ROBUST BALANCE SHEET

**CET 1 ratio of 13.1%<sup>(2)</sup> at end-September 2022**, up 13 basis points vs. end-June 2022<sup>(3)</sup> and around 380 basis points above the regulatory requirement

### CONTINUED ORDERLY EXECUTION OF STRATEGIC INITIATIVES

**Merger of retail banking networks in France:** all regulatory approvals obtained and legal merger date confirmed at January 1<sup>st</sup>, 2023

**Successful finalisation of the partnership between Boursorama and ING in France:** onboarding of around two-thirds of eligible customers to the partnership, i.e. 315,000 customers, and transfer of nearly EUR 8.5 billion of outstandings

**Acquisition of Leaseplan by ALD:** approval process on track, rights issue expected before the end of the year and closing of the acquisition expected during the first quarter of 2023

**ESG ambition:** acceleration of the decarbonisation of our loan portfolios

### Frédéric Oudéa, the Group's Chief Executive Officer, commented:

*"In an increasingly complex geopolitical and economic environment, Societe Generale posts, once again, excellent results, with both a very solid commercial performance and profitability. The third quarter is marked by increasing revenues, continued control of operating expenses and a contained cost of risk, while maintaining a prudent provisioning policy. We continue to make good progress on the execution of our strategic initiatives, with several major milestones achieved, notably on the merger of the retail banking networks in France and the finalisation of the partnership between Boursorama and ING. Furthermore, on September 30<sup>th</sup>, the Board of Directors decided that at the next General Meeting it would propose Slawomir Krupa as Board member to be my successor as Chief Executive Officer of the Group in May 2023. The coming months will enable us to continue to implement the strategic initiatives underway, which would ensure sustainable growth and profitability, while together ensuring an effective and orderly transition."*

(1) Underlying data (see methodology note No. 5 for the transition from accounting data to underlying data)

(2) Phased-in ratio (fully-loaded ratio of 12.9%) (3) Excluding IFRS 9 phasing effect

The footnote \* corresponds to data adjusted for changes in Group Structure and at constant exchange rates

## 1. GROUP CONSOLIDATED RESULTS

In EURm	Q3 22	Q3 21	Change		9M 22	9M 21	Change	
Net banking income	6,828	6,672	+2.3%	+3.7%*	21,174	19,178	+10.4%	+10.9%*
Operating expenses	(4,233)	(4,170)	+1.5%	+4.3%*	(14,020)	(13,025)	+7.6%	+8.9%*
<i>Underlying operating expenses<sup>(1)</sup></i>	<i>(4,358)</i>	<i>(4,272)</i>	<i>+2.0%</i>	<i>+4.8%*</i>	<i>(13,273)</i>	<i>(12,594)</i>	<i>+5.4%</i>	<i>+6.7%*</i>
Gross operating income	2,595	2,502	+3.7%	+2.8%*	7,154	6,153	+16.3%	+14.9%*
<i>Underlying gross operating income<sup>(1)</sup></i>	<i>2,470</i>	<i>2,400</i>	<i>+2.9%</i>	<i>+1.9%*</i>	<i>7,901</i>	<i>6,584</i>	<i>+20.0%</i>	<i>+18.7%*</i>
Net cost of risk	(456)	(196)	x 2.3	x 2.3*	(1,234)	(614)	x 2.0	+52.2%*
Operating income	2,139	2,306	-7.2%	-8.1%*	5,920	5,539	+6.9%	+9.3%*
<i>Underlying operating income<sup>(1)</sup></i>	<i>2,014</i>	<i>2,204</i>	<i>-8.6%</i>	<i>-9.5%*</i>	<i>6,667</i>	<i>5,970</i>	<i>+11.7%</i>	<i>+14.1%*</i>
Net profits or losses from other assets	4	175	-97.7%	-97.7%*	(3,286)	186	n/s	n/s
Income tax	(396)	(699)	-43.4%	-43.4%*	(1,076)	(1,386)	-22.4%	-19.6%*
Net income	1,751	1,781	-1.7%	-2.8%*	1,566	4,343	-63.9%	-63.9%*
O.w. non-controlling interests	253	180	+40.6%	+37.3%*	708	489	+44.8%	+42.9%*
Reported Group net income	1,498	1,601	-6.4%	-7.3%*	858	3,854	-77.7%	-77.7%*
<i>Underlying Group net income<sup>(1)</sup></i>	<i>1,410</i>	<i>1,391</i>	<i>+1.4%</i>	<i>+0.3%*</i>	<i>4,489</i>	<i>4,038</i>	<i>+11.2%</i>	<i>+12.2%*</i>
ROE	9.9%	11.1%			1.1%	8.7%		
ROTE	11.2%	12.7%			1.3%	10.0%		
<i>Underlying ROTE<sup>(1)</sup></i>	<i>10.5%</i>	<i>10.9%</i>			<i>10.4%</i>	<i>10.4%</i>		

(1) Adjusted for exceptional items and linearisation of IFRIC 21

Societe Generale's Board of Directors, which met on November 3<sup>rd</sup>, 2022 under the chairmanship of Lorenzo Bini Smaghi, examined the Societe Generale Group's results for Q3 and 9M 2022.

The various restatements enabling the transition from underlying data to published data are presented in the methodology notes (section 10.5).

### Net banking income

**Net banking income continued to enjoy good momentum despite a more uncertain economic environment, with growth of +2.3% (+3.7%\*) in Q3 22 vs. Q3 21.**

French Retail Banking was resilient (+0.5% vs. Q3 21). Net banking income showed a healthy momentum on service fees and in private banking.

International Retail Banking & Financial Services' revenues rose +5.6% (+13.5%\*) vs. Q3 21, driven by a very good quarter for ALD and International Retail Banking. The latter saw its activities grow +13.0%\* vs. Q3 21. Financial Services' net banking income was substantially higher (+19.0%\* vs. Q3 21) while Insurance net banking income increased by +2.1%\* vs. Q3 21.

Global Banking & Investor Solutions continued to enjoy dynamic growth, with revenues up +6.4% (+3.9%\*) vs. Q3 21. Global Markets & Investor Services was higher (+11.2%, 5.2%\*) than in Q3 21 while Financing & Advisory activities increased by +7.0% (+1.5%\*) vs. Q3 21.

In 9M 22, the Group posted robust revenue growth of +10.4% (+10.9%\*) vs. 9M 21, with growth in all the businesses.

### Operating expenses

In Q3 22, operating expenses totalled EUR 4,233 million on a reported basis and EUR 4,358 million on an underlying basis (restated for transformation costs and the linearisation of IFRIC 21), an increase of +2.0% vs. Q3 21.

In 9M 22, underlying operating expenses were up +5.4% vs. 9M 21 at EUR 13,273 million (EUR 14,020 million on a reported basis). This rise can be explained primarily by the higher contribution to the Single Resolution Fund (EUR +208 million), the increase in the variable elements of employee remuneration including the Global Employee Share Ownership Plan (EUR +142 million) and currency effects (EUR +165 million). Excluding these variable elements, the increase in other expenses was limited at EUR 164 million vs. 9M 21 (+1.3%).

**Overall**, underlying gross operating income increased by 2.9% in Q3 22 to EUR 2,470 million and the underlying cost to income ratio, excluding the Single Resolution Fund, decreased to 60.7%.

In 9M 22, underlying gross operating income was substantially higher (+20.0% vs. 9M 21) at EUR 7,901 million.

### **Cost of risk**

**The cost of risk remained contained at 31 basis points in Q3 22**, or EUR 456 million. It breaks down into a provision on non-performing loans which remains limited at EUR 154 million (~10 basis points), and an additional provision on performing loans of EUR 302 million (21 basis points).

In 9M 2022, the cost of risk amounted to 29 basis points.

Offshore exposure to Russia was reduced to EUR 2.3 billion of EAD (Exposure At Default) at September 30<sup>th</sup>, 2022. Exposure at risk on this portfolio is estimated at less than EUR 1 billion. The total associated provisions were EUR 452 million at end-September 2022.

Moreover, at end-September 2022, the Group's residual exposure in relation to Rosbank amounted to around EUR 0.1 billion, corresponding mainly to guarantees and letters of credit that were recognised under intra-group exposure before the disposal of Rosbank.

The Group's provisions on performing loans amounted to EUR 3,754 million at end-September, an increase of EUR 399 million in 2022.

The non-performing loans ratio amounted to 2.7%<sup>(1)</sup> at September 30<sup>th</sup>, 2022, down ~10 basis points vs. June 30<sup>th</sup>, 2022. The Group's gross coverage ratio for doubtful outstandings was stable at 50%<sup>(2)</sup> at September 30<sup>th</sup>, 2022.

**The cost of risk is still expected to be between 30 and 35 basis points in 2022.**

---

<sup>(1)</sup> NPL ratio calculated according to the EBA methodology published on July 16<sup>th</sup>, 2019

<sup>(2)</sup> Ratio between S3 provisions and the gross book value of non-performing loans before offsetting of guarantees and collateral

## Group net income

In EURm	Q3 22	Q3 21	9M 22	9M 21
Reported Group net income	1,498	1,601	858	3,854
Underlying Group net income <sup>(1)</sup>	1,410	1,391	4,489	4,038

In EURm	Q3 22	Q3 21	9M 22	9M 21
ROTE	11.2%	12.7%	1.3%	10.0%
Underlying ROTe <sup>(1)</sup>	10.5%	10.9%	10.4%	10.4%

*(1) Adjusted for exceptional items and linearisation of IFRIC 21*

Earnings per share amounts to EUR 0.55 in 9M 22 (EUR 4.02 in 9M 21). Underlying earnings per share amounts to EUR 4.68 over the same period (EUR 4.06 in 9M 21).

## 2. THE GROUP'S FINANCIAL STRUCTURE

Group **shareholders' equity** totalled EUR 66.3 billion at September 30<sup>th</sup>, 2022 (EUR 65.1 billion at December 31<sup>st</sup>, 2021). Net asset value per share was EUR 69.4 and tangible net asset value per share was EUR 61.5.

The consolidated balance sheet totalled EUR 1,594 billion at September 30<sup>th</sup>, 2022 (EUR 1,464 billion at December 31<sup>st</sup>, 2021). The net amount of customer loan outstandings at September 30<sup>th</sup>, 2022, including lease financing, was EUR 503 billion (EUR 488 billion at December 31<sup>st</sup>, 2021) – excluding assets and securities purchased under resale agreements. At the same time, customer deposits amounted to EUR 527 billion, vs. EUR 502 billion at December 31<sup>st</sup>, 2021 (excluding assets and securities sold under repurchase agreements).

At October 18<sup>th</sup>, 2022, the parent company had issued EUR 41.1 billion of medium/long-term debt, having an average maturity of 5.1 years and an average spread of 56 basis points (vs. the 6-month midswap, excluding subordinated debt). The subsidiaries had issued EUR 2.7 billion. In total, the Group had issued EUR 43.8 billion of medium/long-term debt.

The LCR (Liquidity Coverage Ratio) was well above regulatory requirements at 143% at end-September 2022 (143% on average in Q3), vs. 129% at end-December 2021. At the same time, the NSFR (Net Stable Funding Ratio) was at a level of 112% at end-September 2022.

The Group's **risk-weighted assets** (RWA) amounted to EUR 371.6 billion at September 30<sup>th</sup>, 2022 (vs. EUR 363.4 billion at end-December 2021) according to CRR2/CRD5 rules. Risk-weighted assets in respect of credit risk represent 83.6% of the total, at EUR 310.7 billion, up 1.9% vs. December 31<sup>st</sup>, 2021.

At September 30<sup>th</sup>, 2022, the Group's **Common Equity Tier 1** ratio stood at 13.1%, or around 380 basis points above the regulatory requirement. The CET1 ratio at September 30<sup>th</sup>, 2022 includes an effect of +15 basis points for phasing of the IFRS 9 impact. Excluding this effect, the fully-loaded ratio amounts to 12.9%. The Tier 1 ratio stood at 15.6% at end-September 2022 (15.9% at end-December 2021) and the total capital ratio amounted to 19.0% (18.8% at end-December 2021).

The **leverage ratio** stood at 4.2% at September 30<sup>th</sup>, 2022.

With a level of 32.4% of RWA and 8.6% of leverage exposure at end-September 2022, the Group's TLAC ratio is above the Financial Stability Board's requirements for 2022. At September 30<sup>th</sup>, 2022, the Group was also above its 2022 MREL requirements of 25.2% of RWA and 5.91% of leverage exposure.

The Group is rated by four rating agencies: (i) Fitch Ratings - long-term rating "A-", stable rating, senior preferred debt rating "A", short-term rating "F1" (ii) Moody's - long-term rating (senior preferred debt) "A1", stable outlook, short-term rating "P-1" (iii) R&I - long-term rating (senior preferred debt) "A", stable outlook; and (iv) S&P Global Ratings - long-term rating (senior preferred debt) "A", stable outlook, short-term rating "A-1".



### 3. FRENCH RETAIL BANKING

In EURm	Q3 22	Q3 21	Change	9M 22	9M 21	Change
Net banking income	2,176	2,165	+0.5%	6,620	6,268	+5.6%
<i>Net banking income excl. PEL/CEL</i>	2,123	2,152	-1.3%	6,473	6,250	+3.6%
Operating expenses	(1,523)	(1,502)	+1.4%	(4,756)	(4,560)	+4.3%
<i>Underlying operating expenses<sup>(1)</sup></i>	(1,579)	(1,545)	+2.2%	(4,700)	(4,517)	+4.0%
<b>Gross operating income</b>	<b>653</b>	<b>663</b>	<b>-1.5%</b>	<b>1,864</b>	<b>1,708</b>	<b>+9.1%</b>
<i>Underlying gross operating income<sup>(1)</sup></i>	597	620	-3.7%	1,920	1,751	+9.7%
Net cost of risk	(196)	(8)	x 24.5	(264)	(145)	+82.1%
<b>Operating income</b>	<b>457</b>	<b>655</b>	<b>-30.2%</b>	<b>1,600</b>	<b>1,563</b>	<b>+2.4%</b>
Net profits or losses from other assets	3	(2)	n/s	6	2	x 3.0
<b>Reported Group net income</b>	<b>343</b>	<b>470</b>	<b>-27.0%</b>	<b>1,195</b>	<b>1,136</b>	<b>+5.2%</b>
<i>Underlying Group net income<sup>(1)</sup></i>	301	439	-31.3%	1,237	1,167	+5.9%
<b>RONE</b>	<b>10.7%</b>	<b>15.8%</b>		<b>12.9%</b>	<b>12.6%</b>	
<i>Underlying RONE<sup>(1)</sup></i>	9.4%	14.8%		13.4%	12.9%	

(1) Including PEL/CEL provision and adjusted for the linearisation of IFRIC 21

NB: including Private Banking activities as per Q1 22 restatement (France and international), includes other businesses transferred following the disposal of Lyxor

#### Societe Generale and Cr dit du Nord networks

Average loan outstandings were 3.7% higher than in Q3 21 at EUR 215 billion.

Home loan outstandings rose +3.5% vs. Q3 21. Outstanding loans to corporate and professional customers were 4% higher than in Q3 21.

Average outstanding balance sheet deposits including BMTN (negotiable medium-term notes) continued to rise (+1.5% vs. Q3 21) to EUR 243 billion.

As a result, the average loan/deposit ratio stood at 88% in Q3 22 vs. 87% in Q3 21.

Life insurance assets under management totalled EUR 109 billion at end-September 2022, unchanged year-on-year (with the unit-linked share accounting for 32%). Gross life insurance inflow amounted to EUR 1.8 billion in Q3 22.

Personal protection insurance premiums were up +8% vs. Q3 21 and property/casualty insurance premiums were up +4% vs. Q3 21.

#### Boursorama

The bank consolidated its position as the leading online bank in France, with more than 4.3 million clients at end-September 2022 (+40% vs. Q3 21), thanks to the onboarding of 365,000 new clients in Q3 22 (x2.2 vs. Q3 21).

Average outstanding loans rose +21% vs. Q3 21 to EUR 15 billion. Home loan outstandings were up +20% vs. Q3 21, while consumer loan outstandings climbed +28% vs. Q3 21.

Average outstanding savings including deposits and financial savings were 32% higher than in Q3 21 at EUR 46 billion, with deposits increasing by +37% vs. Q3 21. Brokerage recorded more than 1.5 million transactions in Q3 22.

The exclusive offering reserved for ING customers ended successfully on September 30<sup>th</sup>. The customer acquisition rate was 63% or around 315,000 ING customers out of the 500,000 eligible customers. They consist mainly of affluent customers. The outstandings collected total around EUR 8.5 billion and consist mainly of life insurance outstandings.

## Private Banking

Private Banking activities, which were transferred to French Retail Banking at the beginning of 2022, cover the activities in France and internationally. Assets under management totalled EUR 146 billion at end-September. Net inflow totalled EUR 1.3 billion in Q3 22. Net banking income amounted to EUR 325 million in Q3 22 (+11.5% vs. Q3 21).

### Net banking income

**Q3 22:** revenues totalled EUR 2,176 million, up +0.5% vs. Q3 21 including PEL/CEL, due to good commercial activity. Net interest income and other revenues, including PEL/CEL, was down -4.5% vs. Q3 21, impacted primarily by the higher rate on regulated savings accounts and a time lag effect in the rise in rates on new home loans due to the usury rate. Fees increased by +6.5% vs. Q3 21, driven by the sharp rise in service fees and the performance of financial fees.

**9M 22:** revenues totalled EUR 6,620 million, up +5.6% vs. 9M 21, including PEL/CEL. Net interest income and other revenues, including PEL/CEL, was up +4.6% vs. 9M 21. Fees were 6.8% higher than in 9M 21, benefiting from the strong growth in service fees.

### Operating expenses

**Q3 22:** operating expenses totalled EUR 1,523 million (+1.4% vs. Q3 21) and EUR 1,579 million on an underlying basis (+2.2% vs. Q3 21). The cost to income ratio stood at 70%, an increase of 0.6 points vs. Q3 21.

**9M 22:** operating expenses totalled EUR 4,756 million (+4.3% vs. 9M 21). The cost to income ratio stood at 72%, down 1 point vs. 9M 21.

### Cost of risk

**Q3 22:** the commercial cost of risk amounted to EUR 196 million or 32 basis points, including in particular EUR 123 million on performing loans (20 basis points). It was higher than in Q3 21 (1 basis point).

**9M 22:** the commercial cost of risk amounted to EUR 264 million or 14 basis points, higher than in 9M 21 (8 basis points).

### Contribution to Group net income

**Q3 22:** the contribution to Group net income was EUR 343 million in Q3 22, down 27.0% vs. Q3 21 (EUR 470 million in Q3 21). RONE (after linearisation of the IFRIC 21 charge) stood at 9.4% in Q3 22 (10.9% excluding Boursorama).

**9M 22:** the contribution to Group net income was EUR 1,195 million, up +5.2% vs. 9M 21. RONE (after linearisation of the IFRIC 21 charge) stood at 13.4% in 9M 22.

## 4. INTERNATIONAL RETAIL BANKING & FINANCIAL SERVICES

In EURm	Q3 22	Q3 21	Change		9M 22	9M 21	Change	
Net banking income	2,226	2,107	+5.6%	+13.5%*	6,753	5,958	+13.3%	+17.9%*
Operating expenses	(1,006)	(1,015)	-0.9%	+10.6%*	(3,234)	(3,115)	+3.8%	+9.5%*
<i>Underlying operating expenses<sup>(1)</sup></i>	<i>(1,037)</i>	<i>(1,039)</i>	<i>-0.2%</i>	<i>+11.1%*</i>	<i>(3,203)</i>	<i>(3,091)</i>	<i>+3.6%</i>	<i>+9.3%*</i>
Gross operating income	1,220	1,092	+11.7%	+16.1%*	3,519	2,843	+23.8%	+26.8%*
<i>Underlying gross operating income<sup>(1)</sup></i>	<i>1,189</i>	<i>1,068</i>	<i>+11.3%</i>	<i>+15.8%*</i>	<i>3,550</i>	<i>2,867</i>	<i>+23.8%</i>	<i>+26.8%*</i>
Net cost of risk	(150)	(145)	+3.4%	+7.3%*	(572)	(408)	+40.2%	-4.6%*
Operating income	1,070	947	+13.0%	+17.4%*	2,947	2,435	+21.0%	+35.5%*
Net profits or losses from other assets	2	4	-50.0%	-50.0%*	12	10	+20.0%	+19.3%*
Reported Group net income	624	584	+6.8%	+13.2%*	1,718	1,498	+14.7%	+29.4%*
<i>Underlying Group net income<sup>(1)</sup></i>	<i>606</i>	<i>570</i>	<i>+6.3%</i>	<i>+12.8%*</i>	<i>1,736</i>	<i>1,512</i>	<i>+14.8%</i>	<i>+29.4%*</i>
RONE	23.8%	22.6%			21.4%	19.7%		
<i>Underlying RONE<sup>(1)</sup></i>	<i>23.1%</i>	<i>22.1%</i>			<i>21.7%</i>	<i>19.9%</i>		

(1) Adjusted for the linearisation of IFRIC 21

**International Retail Banking's** outstanding loans totalled EUR 86.7 billion, up +6.2%\* vs. Q3 21. Outstanding deposits were slightly higher (+0.8%\*) than in Q3 21, at EUR 80.9 billion.

For the Europe scope, outstanding loans were up +5.9%\* vs. end-September 2021 at EUR 62.7 billion, driven by a positive momentum in the Czech Republic (+9.1%\*) and in Romania (+8.6%\*). Outstanding deposits declined -1.7%\* to EUR 54.3 billion. The good momentum in Romania and Western Europe was offset by a slowdown in the Czech Republic notably due to a shift towards financial savings.

In Africa, Mediterranean Basin and French Overseas Territories, outstanding loans confirmed their rebound, with an increase of +7.0%\*. Outstanding deposits continued to enjoy a good momentum, up +6.2%\*.

**In the Insurance business,** life insurance outstandings totalled EUR 130 billion at end-September 2022. The share of unit-linked products in outstandings was still high at 35%, stable vs. September 2021. Gross life insurance savings inflow amounted to EUR 2,573 million in Q3 22 in a highly volatile market. The share of unit-linked products remained high at 39% in Q3 22. Protection insurance saw an increase of +2.8%\* vs. Q3 21, with a good momentum for property/casualty insurance premiums.

**Financial Services** also enjoyed a very good momentum. Operational Vehicle Leasing and Fleet Management posted growth of +5.2% vs. end-September 2021 and the number of contracts totalled 1.8 million. Equipment Finance outstanding loans were slightly higher (+0.5%) than at end-September 2021, at EUR 14.5 billion (excluding factoring).

### Net banking income

Net banking income amounted to EUR 2,226 million in Q3 22, up +13.5%\* vs. Q3 21. Revenues amounted to EUR 6,753 million in 9M 22, up +17.9%\* vs. 9M 21.

**International Retail Banking's** net banking income totalled EUR 1,260 million in Q3 22, up +13.0%\*. International Retail Banking's net banking income totalled EUR 3,873 million in 9M 22, up +12.6%\* vs. 9M 21.

Revenues in Europe climbed +14.5%\* vs. Q3 21, due primarily to substantial growth in net interest income (+16.2%\* vs. Q3 21), driven by the Czech Republic (+41.1%\* vs. Q3 21) and Romania (+20.1%\* vs. Q3 21).

The Africa, Mediterranean Basin and French Overseas Territories scope posted revenues up +10.5%\* vs. Q3 21 at EUR 485 million, driven by all the entities.

**The Insurance business** posted net banking income up +2.1%\* vs. Q3 21, at EUR 247 million. The Insurance business' net banking income was 5.1%\* higher in 9M 22 than in 9M 21 at EUR 749 million.

**Financial Services'** net banking income was substantially higher (+19.0%\*) than in Q3 21, at EUR 719 million. This performance is due primarily at ALD level to a good commercial momentum, a strong used car sale result (EUR 3,149 per vehicle in 9M 22), a depreciation adjustment and, to a lesser extent, the transfer to hyperinflation accounting for activities in Turkey. Financial Services' net banking income totalled EUR 2,131 million in 9M 22, up +35.0%\* vs. 9M 21.

### **Operating expenses**

Operating expenses increased by +11.1%\*(1) vs. Q3 21 to EUR 1,037 million(1), resulting in a positive jaws effect. The cost to income ratio (after linearisation of the IFRIC 21 charge) stood at 46.6%(1) in Q3 22, lower than in Q3 21 (49.3%(1)). Operating expenses totalled EUR 3,203 million(1) in 9M 22, up +9.3%\*(1) vs. 9M 21.

**In International Retail Banking,** operating expenses were up +6.2%\*(1) vs. Q3 21.

In the **Insurance** business, operating expenses rose +5.7%\*(1) vs. Q3 21, with a cost to income ratio (after linearisation of the IFRIC 21 charge) of 38.7%(1).

In **Financial Services,** operating expenses increased by +26.9%\*(1) vs. Q3 21. This rise is due in particular to the recognition in Q3 22 of charges related to the preparation of the acquisition of Leaseplan.

### **Cost of risk**

In Q3 22, the cost of risk was higher at 47 basis points (EUR 150 million), vs. 43 basis points in Q3 21.

On 9M 22, the cost of risk amounted to 56 basis points (EUR 572 million). It was 41 basis points in 9M 21.

### **Contribution to Group net income**

The contribution to Group net income totalled EUR 606 million(1) in Q3 22, up +12.8%\*(1) vs. Q3 21. The contribution to Group net income totalled EUR 1,736 million(1) in 9M 22 (+29.4%\*(1) vs. 9M 21).

Underlying RONE stood at 23.1% in Q3 22 and 21.7% in 9M 22. Underlying RONE was 18.4% in International Retail Banking and 28.0% in Financial Services and Insurance in Q3 22.

## 5. GLOBAL BANKING & INVESTOR SOLUTIONS

In EURm	Q3 22	Q3 21	Variation		9M 22	9M 21	Variation	
Net banking income	2,312	2,172	+6.4%	+3.9%*	7,630	6,671	+14.4%	+12.4%*
Operating expenses	(1,428)	(1,457)	-2.0%	-2.7%*	(5,165)	(4,848)	+6.5%	+6.4%*
<i>Underlying operating expenses<sup>(1)</sup></i>	<i>(1,613)</i>	<i>(1,578)</i>	<i>+2.2%</i>	<i>+1.6%*</i>	<i>(4,980)</i>	<i>(4,727)</i>	<i>+5.3%</i>	<i>+5.2%*</i>
Gross operating income	884	715	+23.6%	+16.6%*	2,465	1,823	+35.2%	+27.4%*
<i>Underlying gross operating income<sup>(1)</sup></i>	<i>699</i>	<i>594</i>	<i>+17.6%</i>	<i>+9.6%*</i>	<i>2,650</i>	<i>1,944</i>	<i>+36.3%</i>	<i>+28.9%*</i>
Net cost of risk	(80)	(44)	+81.8%	+58.6%*	(343)	(62)	x 5.5	x 5.1*
Operating income	804	671	+19.8%	+13.6%*	2,122	1,761	+20.5%	+13.7%*
Reported Group net income	629	544	+15.6%	+10.1%*	1,673	1,397	+19.8%	+13.2%*
<i>Underlying Group net income<sup>(1)</sup></i>	<i>486</i>	<i>451</i>	<i>+7.8%</i>	<i>+1.6%*</i>	<i>1,816</i>	<i>1,490</i>	<i>+21.9%</i>	<i>+15.6%*</i>
RONE	16.7%	15.0%			15.3%	13.5%		
<i>Underlying RONE<sup>(1)</sup></i>	<i>12.9%</i>	<i>12.5%</i>			<i>16.6%</i>	<i>14.4%</i>		

(1) Adjusted for the linearisation of IFRIC 21

NB: excluding Private Banking activities as per Q1 22 restatement (France and International). Excludes businesses transferred following the disposal of Lyxor

### Net banking income

**Global Banking & Investor Solutions** delivered a very solid performance in Q3, with revenues of EUR 2,312 million, up +6.4% vs. Q3 21.

Revenues increased substantially in 9M 22, +14.4% vs. 9M 21 (EUR 7,630 million vs. EUR 6,671 million).

**In Global Markets & Investor Services**, net banking income totalled EUR 1,505 million in Q3 22 (+11.2% vs. Q3 21). It amounted to EUR 5,212 million in 9M 22, +18.6% vs. 9M 21.

Global Markets turned in a strong performance in Q3 22 (EUR 1,344 million), up +12.1% vs. Q3 21, benefiting from dynamic commercial activity in a still volatile environment. Revenues were higher in 9M 22 (+18.8%) than in 9M 21 at EUR 4,637 million.

The Equity activity delivered a solid performance in Q3 (EUR 806 million, +1.0% vs. Q3 21), driven by a sustained high client demand in both flow activities and investment solutions. Revenues were up +9.6% in 9M 22 vs. 9M 21 at EUR 2,649 million.

Fixed Income & Currency activities posted substantially higher revenues (+34.2% vs. Q3 21) at EUR 538 million in a volatile rate environment. Revenues increased to EUR 1,988 million in 9M 22 (+33.8% vs. 9M 21).

Securities Services saw its revenues increase +3.9% vs. Q3 21, to EUR 161 million. Revenues were up +17.3% in 9M 22 vs. 9M 21 at EUR 575 million. Securities Services' assets under custody and assets under administration amounted to EUR 4,275 billion and EUR 598 billion respectively.

**Financing & Advisory** posted revenues of EUR 807 million, up +7.0% vs. Q3 21. They amounted to EUR 2,418 million in 9M 22, significantly higher (+14.7%) than in 9M 21.

The Global Banking & Advisory business, slightly lower (-1.4% vs. Q3 21), continued to capitalise on the good market momentum in Asset Finance and activities related to Natural Resources. These performances were also driven by the strategy focused on Environmental, Social and Governance criteria. The Asset-Backed Products platform also showed good resilience in Q3. In contrast, Investment Banking was negatively impacted by current market conditions and the decline in volumes.

Global Transaction and Payment Services continued to experience very high growth, up +50.0% vs. Q3 21. It was a record quarter as a result of a very good performance in all activities, particularly Cash Management and Correspondent Banking.

### **Operating expenses**

Operating expenses totalled EUR 1,428 million in Q3 22, -2.0% lower than in Q3 21 on a reported basis, and slightly higher (+2.2%) on an underlying basis. The increase on an underlying basis can be explained primarily by the rise of EUR 64 million in linearised IFRIC 21 charges in Q3.

With a positive jaws effect, the underlying cost to income ratio excluding the contribution to the Single Resolution Fund improved to 63.0%.

Operating expenses were up +6.5% on a reported basis and +5.3% on an underlying basis in 9M 22.

### **Cost of risk**

The cost of risk amounted to 17 basis points (or EUR 80 million) in Q3 22, with cost of risk amounting to EUR 43 million on the Russian offshore portfolio.

It stood at 26 basis points (or EUR 343 million) in 9M 22 given the provisioning on the Russian offshore portfolio (EUR 303 million).

### **Contribution to Group net income**

The contribution to Group net income was EUR 629 million on a reported basis (+15.6% vs. Q3 21) and EUR 486 million on an underlying basis in Q3 22. It was EUR 1,673 million on a reported basis and EUR 1,816 million on an underlying basis in 9M 22.

Global Banking & Investor Solutions posted an underlying RONE of 12.9% in Q3 22 and 16.1% excluding the contribution to the Single Resolution Fund (vs. 14.6% in Q3 21). The underlying RONE was 16.6% in 9M 22 vs. 14.4% in 9M 21.

## 6. CORPORATE CENTRE

In EURm	Q3 22	Q3 21	9M 22	9M 21
Net banking income	114	228	171	281
Operating expenses	(276)	(196)	(865)	(502)
<i>Underlying operating expenses<sup>(1)</sup></i>	<i>(129)</i>	<i>(110)</i>	<i>(390)</i>	<i>(259)</i>
Gross operating income	(162)	32	(694)	(221)
<i>Underlying gross operating income<sup>(1)</sup></i>	<i>(15)</i>	<i>118</i>	<i>(219)</i>	<i>22</i>
Net cost of risk	(30)	1	(55)	1
Net profits or losses from other assets	(1)	173	(3,304)	174
Income tax	152	(166)	485	(6)
Reported Group net income	(98)	3	(3,728)	(177)
<i>Underlying Group net income<sup>(1)</sup></i>	<i>16</i>	<i>(69)</i>	<i>(299)</i>	<i>(132)</i>

(1) Adjusted for the linearisation of IFRIC 21

The Corporate Centre includes:

- the property management of the Group's head office,
- the Group's equity portfolio,
- the Treasury function for the Group,
- certain costs related to cross-functional projects as well as certain costs incurred by the Group not re-invoiced to the businesses.

**The Corporate Centre's net banking income totalled EUR 114 million** in Q3 22 vs. EUR +228 million in Q3 21, and EUR +171 million in 9M 22 vs. EUR +281 million in 9M 21.

**Operating expenses totalled EUR 276 million** in Q3 22 vs. EUR 196 million in Q3 21. They include the Group's transformation costs for a total amount of EUR 160 million relating to the activities of French Retail Banking (EUR 100 million), Global Banking & Investor Solutions (EUR 24 million) and the Corporate Centre (EUR 36 million). Underlying costs came to EUR 129 million in Q3 22 compared to EUR 110 million in Q3 21.

In 9M 22, operating expenses totalled EUR 865 million vs. EUR 502 million in 9M 21. Transformation costs totalled EUR 462 million (EUR 301 million for the activities of French Retail Banking, EUR 63 million for Global Banking & Investor Solutions and EUR 98 million for the Corporate Centre). Underlying costs came to EUR 390 million in 9M 22 compared to EUR 259 million in 9M 21.

**Gross operating income totalled EUR -162 million** in Q3 22 vs. EUR 32 million in Q3 21. Underlying gross operating income came to EUR -15 million in Q3 22 vs. EUR 118 million in Q3 21. In 9M 22, gross operating income was EUR -694 million on a reported basis (vs. EUR -221 million in 9M 21) and EUR -219 million on an underlying basis (vs. EUR 22 million in 9M 21).

**The Corporate Centre's contribution to Group net income was EUR -98 million in Q3 22 vs. EUR 3 million in Q3 21.** The Corporate Centre's contribution to Group net income on an underlying basis was EUR 16 million. In 9M 22, the contribution to Group net income was EUR -3,728 million on a reported basis and EUR -299 million on an underlying basis.

## 7. 2022 AND 2023 FINANCIAL CALENDAR

### 2022 and 2023 Financial communication calendar

February 8 <sup>th</sup> , 2023	Fourth quarter and FY 2022 results
May 12 <sup>th</sup> , 2023	First quarter 2023 results
May 23 <sup>rd</sup> , 2023	2023 General Meeting
August 3 <sup>rd</sup> , 2023	Second quarter 2023 results

**The Alternative Performance Measures, notably the notions of net banking income for the pillars, operating expenses, IFRIC 21 adjustment, cost of risk in basis points, ROE, ROTE, RONE, net assets, tangible net assets, and the amounts serving as a basis for the different restatements carried out (in particular the transition from published data to underlying data) are presented in the methodology notes, as are the principles for the presentation of prudential ratios.**

This document contains forward-looking statements relating to the targets and strategies of the Societe Generale Group.

These forward-looking statements are based on a series of assumptions, both general and specific, in particular the application of accounting principles and methods in accordance with IFRS (International Financial Reporting Standards) as adopted in the European Union, as well as the application of existing prudential regulations.

These forward-looking statements have also been developed from scenarios based on a number of economic assumptions in the context of a given competitive and regulatory environment. The Group may be unable to:

- anticipate all the risks, uncertainties or other factors likely to affect its business and to appraise their potential consequences;
- evaluate the extent to which the occurrence of a risk or a combination of risks could cause actual results to differ materially from those provided in this document and the related presentation.

Therefore, although Societe Generale believes that these statements are based on reasonable assumptions, these forward-looking statements are subject to numerous risks and uncertainties, including matters not yet known to it or its management or not currently considered material, and there can be no assurance that anticipated events will occur or that the objectives set out will actually be achieved. Important factors that could cause actual results to differ materially from the results anticipated in the forward-looking statements include, among others, overall trends in general economic activity and in Societe Generale's markets in particular, regulatory and prudential changes, and the success of Societe Generale's strategic, operating and financial initiatives.

More detailed information on the potential risks that could affect Societe Generale's financial results can be found in the section "Risk Factors" in our Universal Registration Document filed with the French Autorité des Marchés Financiers (which is available on <https://investors.societegenerale.com/en>).

Investors are advised to take into account factors of uncertainty and risk likely to impact the operations of the Group when considering the information contained in such forward-looking statements. Other than as required by applicable law, Societe Generale does not undertake any obligation to update or revise any forward-looking information or statements. Unless otherwise specified, the sources for the business rankings and market positions are internal.



## 8. APPENDIX 1: FINANCIAL DATA

### GROUP NET INCOME BY CORE BUSINESS

In EURm	Q3 22	Q3 21	Variation	9M 22	9M 21	Variation
French Retail Banking	343	470	-27.0%	1,195	1,136	+5.2%
International Retail Banking and Financial Services	624	584	+6.8%	1,718	1,498	+14.7%
Global Banking and Investor Solutions	629	544	+15.6%	1,673	1,397	+19.8%
<b>Core Businesses</b>	<b>1,596</b>	<b>1,598</b>	<b>-0.1%</b>	<b>4,586</b>	<b>4,031</b>	<b>+13.8%</b>
Corporate Centre	(98)	3	n/s	(3,728)	(177)	n/s
<b>Group</b>	<b>1,498</b>	<b>1,601</b>	<b>-6.4%</b>	<b>858</b>	<b>3,854</b>	<b>-77.7%</b>

## CONSOLIDATED BALANCE SHEET

In EUR m	30.09.2022	31.12.2021
Cash, due from central banks	200,834	179,969
Financial assets at fair value through profit or loss	396,846	342,714
Hedging derivatives	30,998	13,239
Financial assets at fair value through other comprehensive income	41,337	43,450
Securities at amortised cost	20,281	19,371
Due from banks at amortised cost	77,736	55,972
Customer loans at amortised cost	513,138	497,164
Revaluation differences on portfolios hedged against interest rate risk	(1,514)	131
Investments of insurance companies	158,923	178,898
Tax assets	4,500	4,812
Other assets	112,517	92,898
Non-current assets held for sale	6	27
Deferred profit-sharing	982	-
Investments accounted for using the equity method	115	95
Tangible and intangible fixed assets	33,048	31,968
Goodwill	3,794	3,741
<b>Total</b>	<b>1,593,541</b>	<b>1,464,449</b>

In EUR m	30.09.2022	31.12.2021
Due to central banks	9,392	5,152
Financial liabilities at fair value through profit or loss	367,483	307,563
Hedging derivatives	44,641	10,425
Debt securities issued	125,189	135,324
Due to banks	149,785	139,177
Customer deposits	534,732	509,133
Revaluation differences on portfolios hedged against interest rate risk	(8,984)	2,832
Tax liabilities	1,735	1,577
Other liabilities	134,535	106,305
Non-current liabilities held for sale	-	1
Insurance contracts related liabilities	140,452	155,288
Provisions	4,907	4,850
Subordinated debts	17,601	15,959
<b>Total liabilities</b>	<b>1,521,468</b>	<b>1,393,586</b>
<b>Shareholder's equity</b>	-	-
<b>Shareholders' equity, Group share</b>	-	-
Issued common stocks and capital reserves	21,497	21,913
Other equity instruments	7,676	7,534
Retained earnings	34,622	30,631
Net income	858	5,641
<b>Sub-total</b>	<b>64,653</b>	<b>65,719</b>
Unrealised or deferred capital gains and losses	1,658	(652)
<b>Sub-total equity, Group share</b>	<b>66,311</b>	<b>65,067</b>
Non-controlling interests	5,762	5,796
<b>Total equity</b>	<b>72,073</b>	<b>70,863</b>
<b>Total</b>	<b>1,593,541</b>	<b>1,464,449</b>

## 9. APPENDIX 2: METHODOLOGY

**1 - The financial information presented for the third quarter and the first nine months of 2022 was examined by the Board of Directors on November 3<sup>rd</sup>, 2022** and has been prepared in accordance with IFRS as adopted in the European Union and applicable at that date. This information has not been audited.

### 2 - Net banking income

The pillars' net banking income is defined on page 41 of Societe Generale's 2022 Universal Registration Document. The terms "Revenues" or "Net Banking Income" are used interchangeably. They provide a normalised measure of each pillar's net banking income taking into account the normative capital mobilised for its activity.

### 3 - Operating expenses

Operating expenses correspond to the "Operating Expenses" as presented in note 8.1 to the Group's consolidated financial statements as at December 31<sup>st</sup>, 2021 (pages 482 et seq. of Societe Generale's 2022 Universal Registration Document). The term "costs" is also used to refer to Operating Expenses. The Cost/Income Ratio is defined on page 41 of Societe Generale's 2022 Universal Registration Document.

### 4 - IFRIC 21 adjustment

The IFRIC 21 adjustment corrects the result of the charges recognised in the accounts in their entirety when they are due (generating event) so as to recognise only the portion relating to the current quarter, i.e. a quarter of the total. It consists in smoothing the charge recognised accordingly over the financial year in order to provide a more economic idea of the costs actually attributable to the activity over the period analysed.

The contributions to **Single Resolution Fund (« SRF »)** are part of IFRIC21 adjusted charges, they include contributions to national resolution funds within the EU.

## 5 – Exceptional items – Transition from accounting data to underlying data

It may be necessary for the Group to present underlying indicators in order to facilitate the understanding of its actual performance. The transition from published data to underlying data is obtained by restating published data for exceptional items and the IFRIC 21 adjustment.

Moreover, the Group restates the revenues and earnings of the French Retail Banking pillar for PEL/CEL provision allocations or write-backs. This adjustment makes it easier to identify the revenues and earnings relating to the pillar's activity, by excluding the volatile component related to commitments specific to regulated savings.

The reconciliation enabling the transition from published accounting data to underlying data is set out in the table below:

in EUR m	Q3 22	Q3 21	9M 22	9M 21
<b>Exceptional operating expenses (-)</b>	<b>(125)</b>	<b>(102)</b>	<b>747</b>	<b>431</b>
IFRIC linearisation	(285)	(199)	285	199
Transformation costs <sup>(1)</sup>	160	97	462	232
<i>Of which related to French Retail Banking</i>	100	46	301	106
<i>Of which related to Global Banking &amp; Investor Solutions</i>	24	23	63	66
<i>Of which related to Corporate Centre</i>	36	28	98	60
<b>Exceptional Net profit or losses from other assets (+/-)</b>	<b>0</b>	<b>(185)</b>	<b>3,303</b>	<b>(185)</b>
Net losses from the disposal of Russian activities <sup>(1)</sup>	0		3,300	
Lyxor disposal <sup>(1)</sup>	0		3	
<b>Total exceptional items (pre-tax)</b>	<b>(125)</b>	<b>(287)</b>	<b>4,050</b>	<b>246</b>
Reported Net income - Group Share	1,498	1,601	858	3,854
<b>Total exceptional items - Group share (post-tax)</b>	<b>(88)</b>	<b>(211)</b>	<b>3,631</b>	<b>184</b>
Underlying Net income - Group Share	1,410	1,391	4,489	4,038

*(1) Allocated to Corporate Centre*

## 6 - Cost of risk in basis points, coverage ratio for doubtful outstandings

The cost of risk is defined on pages 43 and 663 of Societe Generale's 2022 Universal Registration Document. This indicator makes it possible to assess the level of risk of each of the pillars as a percentage of balance sheet loan commitments, including operating leases.

In EURm		Q3 22	Q3 21	9M 22	9M 21
French Retail Banking	Net Cost Of Risk	196	8	264	145
	Gross loan Outstandings	246,467	234,980	244,941	234,525
	Cost of Risk in bp	32	1	14	8
International Retail Banking and Financial Services	Net Cost Of Risk	150	145	572	408
	Gross loan Outstandings	127,594	134,725	136,405	132,088
	Cost of Risk in bp	47	43	56	41
Global Banking and Investor Solutions	Net Cost Of Risk	80	44	343	62
	Gross loan Outstandings	190,678	149,761	179,454	144,456
	Cost of Risk in bp	17	12	26	7
Corporate Centre	Net Cost Of Risk	30	(1)	55	(1)
	Gross loan Outstandings	15,924	14,244	15,093	13,589
	Cost of Risk in bp	75	(1)	49	(1)
Societe Generale Group	Net Cost Of Risk	456	196	1,234	614
	Gross loan Outstandings	580,663	533,711	575,893	524,659
	Cost of Risk in bp	31	15	29	16

The **gross coverage ratio for doubtful outstandings** is calculated as the ratio of provisions recognised in respect of the credit risk to gross outstandings identified as in default within the meaning of the regulations, without taking account of any guarantees provided. This coverage ratio measures the maximum residual risk associated with outstandings in default ("doubtful").

## 7 - ROE, ROTE, RONE

The notions of ROE (Return on Equity) and ROTE (Return on Tangible Equity), as well as their calculation methodology, are specified on page 43 and 44 of Societe Generale's 2022 Universal Registration Document. This measure makes it possible to assess Societe Generale's return on equity and return on tangible equity.

RONE (Return on Normative Equity) determines the return on average normative equity allocated to the Group's businesses, according to the principles presented on page 44 of Societe Generale's 2022 Universal Registration Document.

Group net income used for the ratio numerator is book Group net income adjusted for "interest net of tax payable on deeply subordinated notes and undated subordinated notes, interest paid to holders of deeply subordinated notes and undated subordinated notes, issue premium amortisations" and "unrealised gains/losses booked under shareholders' equity, excluding conversion reserves". For ROTE, income is also restated for goodwill impairment.

Details of the corrections made to book equity in order to calculate ROE and ROTE for the period are given in the table below:

## ROTE calculation: calculation methodology

End of period (in EURm)	Q3 22	Q3 21	9M 22	9M 21
<b>Shareholders' equity Group share</b>	<b>66,311</b>	<b>63,638</b>	<b>66,311</b>	<b>63,638</b>
Deeply subordinated notes	(9,350)	(7,820)	(9,350)	(7,820)
Undated subordinated notes	-	-	-	-
Interest of deeply & undated subordinated notes, issue premium amortisations <sup>(1)</sup>	(80)	(34)	(80)	(34)
OCI excluding conversion reserves	1,259	(613)	1,259	(613)
Distribution provision <sup>(2)</sup>	(1,916)	(1,726)	(1,916)	(1,726)
Distribution N-1 to be paid	(334)	-	(334)	-
<b>ROE equity end-of-period</b>	<b>55,891</b>	<b>53,445</b>	<b>55,891</b>	<b>53,445</b>
<b>Average ROE equity<sup>(3)</sup></b>	<b>55,264</b>	<b>52,947</b>	<b>54,922</b>	<b>52,219</b>
Average Goodwill	(3,667)	(3,927)	(3,646)	(3,927)
Average Intangible Assets	(2,730)	(2,599)	(2,735)	(2,549)
<b>Average ROTE equity<sup>(3)</sup></b>	<b>48,867</b>	<b>46,421</b>	<b>48,541</b>	<b>45,743</b>
<b>Group net Income</b>	<b>1,498</b>	<b>1,601</b>	<b>858</b>	<b>3,854</b>
Interest on deeply subordinated notes and undated subordinated notes	(126)	(130)	(404)	(439)
Cancellation of goodwill impairment	1	-	3	-
<b>Ajusted Group net Income</b>	<b>1,373</b>	<b>1,471</b>	<b>457</b>	<b>3,415</b>
Average ROTE equity <sup>(3)</sup>	48,867	46,421	48,541	45,743
<b>ROTE</b>	<b>11.2%</b>	<b>12.7%</b>	<b>1.3%</b>	<b>10.0%</b>
<b>Underlying Group net income</b>	<b>1,410</b>	<b>1,391</b>	<b>4,489</b>	<b>4,038</b>
Interest on deeply subordinated notes and undated subordinated notes	(126)	(130)	(404)	(439)
Cancellation of goodwill impairment	1	-	3	-
<b>Ajusted Underlying Group net Income</b>	<b>1,285</b>	<b>1,261</b>	<b>4,088</b>	<b>3,599</b>
Average ROTE equity (underlying) <sup>(3)</sup>	48,779	46,210	52,172	45,927
<b>Underlying ROTE</b>	<b>10.5%</b>	<b>10.9%</b>	<b>10.4%</b>	<b>10.4%</b>

(1) Interest payable to holders of deeply subordinated notes & undated subordinated notes, issue premium amortisations

(2) The distribution to be paid is calculated based on a pay-out ratio of 50% of the underlying Group net income, after deduction of deeply subordinated notes and on undated subordinated notes

(3) Amounts restated compared with the financial statements published in 2021 (See Note 1.7 of the financial statements)

## RONE calculation: Average capital allocated to Core Businesses (in EURm)

In EURm	Q3 22	Q3 21	Change	9M 22	9M 21	Change
French Retail Banking	12,876	11,867	+8.5%	12,331	12,065	+2.2%
International Retail Banking and Financial Services	10,505	10,340	+1.6%	10,681	10,154	+5.2%
Global Banking and Investor Solutions	15,072	14,486	+4.0%	14,619	13,824	+5.8%
<b>Core Businesses</b>	<b>38,453</b>	<b>36,693</b>	<b>+4.8%</b>	<b>37,631</b>	<b>36,042</b>	<b>+4.4%</b>
Corporate Center	16,811	16,254	+3.4%	17,291	16,177	+6.9%
<b>Group</b>	<b>55,264</b>	<b>52,947</b>	<b>+4.4%</b>	<b>54,922</b>	<b>52,219</b>	<b>+5.2%</b>

NB: Amounts restated in Q1 22 to take into account the transfer of Private Banking activities (French and international) to the French Retail Banking. Includes activities transferred after the disposal of Lyxor

## 8 - Net assets and tangible net assets

Net assets and tangible net assets are defined in the methodology, page 46 of the Group's 2022 Universal Registration Document. The items used to calculate them are presented below:

End of period (in EURm)	9M 22	H1 22	2021
<b>Shareholders' equity Group share</b>	<b>66,311</b>	<b>64,583</b>	<b>65,067</b>
Deeply subordinated notes	(9,350)	(8,683)	(8,003)
Undated subordinated notes			
Interest of deeply & undated subordinated notes, issue premium amortisations <sup>(1)</sup>	(80)	(8)	20
Bookvalue of own shares in trading portfolio	(125)	(222)	37
<b>Net Asset Value</b>	<b>56,756</b>	<b>55,669</b>	<b>57,121</b>
Goodwill	(3,667)	(3,667)	(3,624)
Intangible Assets	(2,788)	(2,672)	(2,733)
<b>Net Tangible Asset Value</b>	<b>50,301</b>	<b>49,330</b>	<b>50,764</b>
<b>Number of shares used to calculate NAPS<sup>(2)</sup></b>	<b>817,789</b>	<b>831,045</b>	<b>831,162</b>
<b>Net Asset Value per Share</b>	<b>69.4</b>	<b>67.0</b>	<b>68.7</b>
<b>Net Tangible Asset Value per Share</b>	<b>61.5</b>	<b>59.4</b>	<b>61.1</b>

*(1) Interest payable to holders of deeply subordinated notes & undated subordinated notes, issue premium amortisations*

*(2) The number of shares considered is the number of ordinary shares outstanding as at end of period, excluding treasury shares and buybacks, but including the trading shares held by the Group.*

*In accordance with IAS 33, historical data per share prior to the date of detachment of a preferential subscription right are restated by the adjustment coefficient for the transaction.*

## 9 - Calculation of Earnings Per Share (EPS)

The EPS published by Societe Generale is calculated according to the rules defined by the IAS 33 standard (see page 45 of Societe Generale's 2022 Universal Registration Document). The corrections made to Group net income in order to calculate EPS correspond to the restatements carried out for the calculation of ROE and ROTE. As specified on page 45 of Societe Generale's 2022 Universal Registration Document, the Group also publishes EPS adjusted for the impact of non-economic and exceptional items presented in methodology note No. 5.

The calculation of Earnings Per Share is described in the following table:

Average number of shares (thousands)	9M 22	H1 22	2021
Existing shares	844,376	842,540	853,371
<b>Deductions</b>			
Shares allocated to cover stock option plans and free shares awarded to staff	6,050	6,041	3,861
Other own shares and treasury shares	10,566	5,416	3,249
<b>Number of shares used to calculate EPS<sup>(1)</sup></b>	<b>827,760</b>	<b>831,084</b>	<b>846,261</b>
<b>Group net Income</b>	<b>858</b>	<b>(640)</b>	<b>5,641</b>
Interest on deeply subordinated notes and undated subordinated notes	(404)	(278)	(590)
<b>Adjusted Group net income (in EURm)</b>	<b>454</b>	<b>(918)</b>	<b>5,051</b>
<b>EPS (in EUR)</b>	<b>0.55</b>	<b>(1.10)</b>	<b>5.97</b>
<b>Underlying EPS<sup>(2)</sup> (in EUR)</b>	<b>4.68</b>	<b>2.87</b>	<b>5.52</b>

(1) The number of shares considered is the average number of ordinary shares outstanding during the period, excluding treasury shares and buybacks, but including the trading shares held by the Group.

(2) Calculated on the basis of underlying Group net income (excluding linearisation of IFRIC 21).

**10 - The Societe Generale Group's Common Equity Tier 1 capital** is calculated in accordance with applicable CRR2/CRD5 rules. The fully loaded solvency ratios are presented pro forma for current earnings, net of dividends, for the current financial year, unless specified otherwise. When there is reference to phased-in ratios, these do not include the earnings for the current financial year, unless specified otherwise. The leverage ratio is also calculated according to applicable CRR2/CRD5 rules including the phased-in following the same rationale as solvency ratios.



NB (1) The sum of values contained in the tables and analyses may differ slightly from the total reported due to rounding rules.

(2) All the information on the results for the period (notably: press release, downloadable data, presentation slides and supplement) is available on Societe Generale's website [www.societegenerale.com](http://www.societegenerale.com) in the "Investor" section.

---

## Societe Generale

Societe Generale is one of the leading European financial services groups. Based on a diversified and integrated banking model, the Group combines financial strength and proven expertise in innovation with a strategy of sustainable growth. Committed to the positive transformations of the world's societies and economies, Societe Generale and its teams seek to build, day after day, together with its clients, a better and sustainable future through responsible and innovative financial solutions.

Active in the real economy for over 150 years, with a solid position in Europe and connected to the rest of the world, Societe Generale has over 117,000 members of staff in 66 countries and supports on a daily basis 25 million individual clients, businesses and institutional investors around the world by offering a wide range of advisory services and tailored financial solutions. The Group is built on three complementary core businesses:

- **French Retail Banking** which encompasses the Societe Generale, Credit du Nord and Boursorama brands. Each offers a full range of financial services with omnichannel products at the cutting edge of digital innovation;
- **International Retail Banking, Insurance and Financial Services**, with networks in Africa, Central and Eastern Europe and specialised businesses that are leaders in their markets;
- **Global Banking and Investor Solutions**, which offers recognised expertise, key international locations and integrated solutions.

Societe Generale is included in the principal socially responsible investment indices: DJSI (Europe), FTSE4Good (Global and Europe), Bloomberg Gender-Equality Index, Refinitiv Diversity and Inclusion Index, Euronext Vigeo (Europe and Eurozone), STOXX Global ESG Leaders indexes, and the MSCI Low Carbon Leaders Index (World and Europe).

In case of doubt regarding the authenticity of this press release, please go to the end of [Societe Generale's newsroom page](#) where official Press Releases sent by Societe Generale can be certified using blockchain technology. A link will allow you to check the document's legitimacy directly on the web page.

Key figures as of 30 June 2022.

For more information, you can follow us on Twitter [@societegenerale](https://twitter.com/societegenerale) or visit our website [www.societegenerale.com](http://www.societegenerale.com).

---

**REGISTERED OFFICE OF THE ISSUER**

**SG Issuer**  
16, Boulevard Royal  
L-2449 Luxembourg  
Luxembourg

**REGISTERED OFFICE OF THE GUARANTOR**

**Société Générale**  
29, boulevard Haussmann  
75009 Paris  
France

**ISSUER'S AUDITORS**

**Ernst & Young Société Anonyme**  
35E, avenue John F. Kennedy  
L-1855 Luxembourg  
Luxembourg

**Ernst & Young et  
Autres**  
Tour First  
TSA 14444  
92037 Paris-La  
Défense Cedex  
France

**Deloitte & Associés**  
6, place de la Pyramide  
92908 Paris-La Défense  
Cedex  
France

**GUARANTOR'S AUDITORS**

**WARRANT AGENT**

**THE CENTRAL DEPOSITORY (PTE) LIMITED**

11 North Buona Vista Drive  
#06-07 The Metropolis Tower 2  
Singapore 138589

**LEGAL ADVISERS TO THE ISSUER**

*(as to Singapore law)*

**ALLEN & GLEDHILL LLP**  
One Marina Boulevard #28-00  
Singapore 018989