

Supplemental Listing Document

If you are in any doubt as to any aspect of this document, you should consult your stockbroker or other registered dealer in securities, bank manager, solicitor, accountant or other professional adviser.

Application has been made to the Singapore Exchange Securities Trading Limited (the “**SGX-ST**”) for permission to deal in and for quotation of the Certificates (as defined below). The SGX-ST takes no responsibility for the contents of this document, makes no representation as to its accuracy or completeness and expressly disclaims any liability whatsoever for any loss howsoever arising from or in reliance upon the whole or any part of the contents of this document. Admission to the Official List of the SGX-ST is not to be taken as an indication of the merits of SG Issuer, Société Générale, the Certificates, or the Company (as defined below).

**8,400,000 European Style Cash Settled Long Certificates relating to
the Class B ordinary shares of Kuaishou Technology
with a Daily Leverage of 5x**

issued by

SG Issuer

(Incorporated in Luxembourg with limited liability)

unconditionally and irrevocably guaranteed by

Société Générale

Issue Price: S\$1.20 per Certificate

This document is published for the purpose of obtaining a listing of all the above certificates (the “**Certificates**”) to be issued by SG Issuer (the “**Issuer**”) unconditionally and irrevocably guaranteed by Société Générale (the “**Guarantor**”), and is supplemental to and should be read in conjunction with a base listing document dated 18 June 2021 including such further base listing documents as may be issued from time to time (the “**Base Listing Document**”) for the purpose of giving information with regard to the Issuer, the Guarantor and the Certificates. Information relating to the Company (as defined below) is contained in this document.

This document does not constitute or form part of any offer, or invitation, to subscribe for or to sell, or solicitation of any offer to subscribe for or to purchase, Certificates or other securities of the Issuer, nor is it calculated to invite, nor does it permit the making of, offers by the public to subscribe for or purchase for cash or other consideration the Certificates or other securities of the Issuer.

Restrictions have been imposed on offers and sales of the Certificates and on distributions of documents relating thereto in Singapore, Hong Kong, the European Economic Area, the United Kingdom and the United States (see “Placing and Sale” contained herein).

The Certificates are complex products. You should exercise caution in relation to them. Investors are warned that the price of the Certificates may fall in value as rapidly as it may rise and

holders may sustain a total loss of their investment. The price of the Certificates also depends on the supply and demand for the Certificates in the market and the price at which the Certificates is trading at any time may differ from the underlying valuation of the Certificates because of market inefficiencies. It is not possible to predict the secondary market for the Certificates. Although the Issuer, the Guarantor and/or any of their affiliates may from time to time purchase the Certificates or sell additional Certificates on the market, the Issuer, the Guarantor and/or any of their affiliates are not obliged to do so. Investors should also note that there are leveraged risks because the Certificates integrate a leverage mechanism and the Certificates will amplify the movements in the increase, and in the decrease, of the value of the Underlying Stock (as defined below) and if the investment results in a loss, any such loss will be increased by the leverage factor of the Certificates. As such, investors could lose more than they would if they had invested directly in the Underlying Stock.

The Certificates are classified as capital markets products other than prescribed capital markets products¹ and Specified Investment Products (SIPs)², and may only be sold to retail investors with enhanced safeguards, including an assessment of such investors' investment knowledge or experience.

The Certificates constitute general unsecured obligations of the Issuer (in the case of any substitution of the Issuer in accordance with the Conditions of the Certificates, the Substituted Obligor as defined in the Conditions of the Certificates) and of no other person, and the guarantee dated 18 June 2021 (the "**Guarantee**") and entered into by the Guarantor constitutes direct unconditional unsecured senior preferred obligations of the Guarantor and of no other person, and if you purchase the Certificates, you are relying upon the creditworthiness of the Issuer and the Guarantor and have no rights under the Certificates against any other person.

Application has been made to the SGX-ST for permission to deal in and for quotation of the Certificates and the SGX-ST has agreed in principle to grant permission to deal in and for quotation of the Certificates. It is expected that dealings in the Certificates will commence on or about 4 April 2022.

As of the date hereof, the Guarantor's long term credit rating by S&P Global Ratings is A, and by Moody's Investors Service, Inc. is A1.

The Issuer is regulated by the Luxembourg Commission de Surveillance du Secteur Financier on a consolidated basis and the Guarantor is regulated by, *inter alia*, the Autorité des Marchés Financiers, the Autorité de Contrôle Prudentiel et de Résolution and the European Central Bank.

1 April 2022

¹ As defined in the Securities and Futures (Capital Markets Products) Regulations 2018.

² As defined in the MAS Notice SFA 04-N12: Notice on the Sale of Investment Products and MAS Notice FAA-N16: Notice on Recommendations on Investment Products.

Subject as set out below, the Issuer and the Guarantor accept full responsibility for the accuracy of the information contained in this document and the Base Listing Document in relation to themselves and the Certificates. To the best of the knowledge and belief of the Issuer and the Guarantor (each of which has taken all reasonable care to ensure that such is the case), the information contained in this document and the Base Listing Document for which they accept responsibility (subject as set out below in respect of the information contained herein with regard to the Company) is in accordance with the facts and does not omit anything likely to affect the import of such information. The information with regard to the Company as set out herein is extracted from publicly available information. The Issuer and the Guarantor accept responsibility only for the accurate reproduction of such information. No further or other responsibility or liability in respect of such information is accepted by the Issuer and the Guarantor.

No person has been authorised to give any information or to make any representation other than those contained in this document in connection with the offering of the Certificates, and, if given or made, such information or representations must not be relied upon as having been authorised by the Issuer or the Guarantor. Neither the delivery of this document nor any sale made hereunder shall under any circumstances create any implication that there has been no change in the affairs of the Issuer, the Guarantor or their respective subsidiaries and associates since the date hereof.

This document does not constitute an offer or invitation by or on behalf of the Issuer or the Guarantor to purchase or subscribe for any of the Certificates. The distribution of this document and the offering of the Certificates may, in certain jurisdictions, be restricted by law. The Issuer and the Guarantor require persons into whose possession this document comes to inform themselves of and observe all such restrictions. In particular, the Certificates and the Guarantee have not been and will not be registered under the United States Securities Act of 1933, as amended or any state securities law, and trading in the Certificates has not been approved by the United States Commodity Futures Trading Commission (the “**CFTC**”) under the United States Commodity Exchange Act of 1936, as amended and the Issuer will not be registered as an investment company under the United States Investment Company Act of 1940, as amended, and the rules and regulations thereunder. None of the Securities and Exchange Commission, any state securities commission or regulatory authority or any other United States, French or other regulatory authority has approved or disapproved of the Certificates or the Guarantee or passed upon the accuracy or adequacy of this document. Accordingly, Certificates, or interests therein, may not at any time be offered, sold, resold, traded, pledged, exercised, redeemed, transferred or delivered, directly or indirectly, in the United States or to, or for the account or benefit of, U.S. persons, nor may any U.S. person at any time trade, own, hold or maintain a position in the Certificates or any interests therein. In addition, in the absence of relief from the CFTC, offers, sales, re-sales, trades, pledges, exercises, redemptions, transfers or deliveries of Certificates, or interests therein, directly or indirectly, in the United States or to, or for the account or benefit of, U.S. persons, may constitute a violation of United States law governing commodities trading and commodity pools. Consequently, any offer, sale, resale, trade, pledge, exercise, redemption, transfer or delivery made, directly or indirectly, within the United States or to, or for the account or benefit of, a U.S. person will not be recognised. A further description of certain restrictions on offering and sale of the Certificates and distribution of this document is given in the section headed “Placing and Sale” contained herein.

The SGX-ST has made no assessment of, nor taken any responsibility for, the financial soundness of the Issuer or the Guarantor or the merits of investing in the Certificates, nor have they verified the accuracy or the truthfulness of statements made or opinions expressed in this document.

The Issuer, the Guarantor and/or any of their affiliates may repurchase Certificates at any time on or after the date of issue and any Certificates so repurchased may be offered from time to time in one or more transactions in the over-the-counter market or otherwise at prevailing market prices or in negotiated transactions, at the discretion of the Issuer, the Guarantor and/or any of their affiliates.

Investors should not therefore make any assumption as to the number of Certificates in issue at any time.

References in this document to the “**Conditions**” shall mean references to the Terms and Conditions of the European Style Cash Settled Long/Short Certificates on Single Equities contained in the Base Listing Document. Terms not defined herein shall have the meanings ascribed thereto in the Conditions.

Table of Contents

	<i>Page</i>
Risk Factors	6
Terms and Conditions of the Certificates	16
Terms and Conditions of the European Style Cash Settled Long/Short Certificates on Single Equities	27
Summary of the Issue	41
Information relating to the European Style Cash Settled Long Certificates on Single Equities	43
Information relating to the Company	59
Information relating to the Designated Market Maker	60
Supplemental Information relating to the Guarantor	62
Supplemental General Information	63
Placing and Sale	65
Appendix I	
Appendix II	

RISK FACTORS

The following are risk factors relating to the Certificates:

- (a) investment in Certificates involves substantial risks including market risk, liquidity risk, and the risk that the Issuer and/or the Guarantor will be unable to satisfy its/their obligations under the Certificates. Investors should ensure that they understand the nature of all these risks before making a decision to invest in the Certificates. You should consider carefully whether Certificates are suitable for you in light of your experience, objectives, financial position and other relevant circumstances. Certificates are not suitable for inexperienced investors;
- (b) the Certificates constitute general unsecured obligations of the Issuer (in the case of any substitution of the Issuer in accordance with the Conditions of the Certificates, the Substituted Obligor as defined in the Conditions of the Certificates) and of no other person, and the Guarantee constitutes direct unconditional unsecured senior preferred obligations of the Guarantor and of no other person. In particular, it should be noted that the Issuer issues a large number of financial instruments, including Certificates, on a global basis and, at any given time, the financial instruments outstanding may be substantial. If you purchase the Certificates, you are relying upon the creditworthiness of the Issuer and the Guarantor and have no rights under the Certificates against any other person;
- (c) since the Certificates relate to the price of the Underlying Stock, certain events relating to the Underlying Stock may cause adverse movements in the value and the price of the Underlying Stock, as a result of which, the Certificate Holders (as defined in the Conditions of the Certificates) may, in extreme circumstances, sustain a significant loss of their investment if the price of the Underlying Stock has fallen sharply;
- (d) the Company is controlled through weighted voting rights. Certain individuals who own shares of a class which is being given more votes per share will have considerable influence over matters requiring approval of the Company's shareholders. If the Company takes actions that the other shareholders do not view as beneficial, the market price of the Underlying Stock and hence the Certificates could be adversely affected;
- (e) due to their nature, the Certificates can be volatile instruments and may be subject to considerable fluctuations in value. The price of the Certificates may fall in value as rapidly as it may rise due to, including but not limited to, variations in the frequency and magnitude of the changes in the price of the Underlying Stock, the time remaining to expiry, the currency exchange rates and the creditworthiness of the Issuer and the Guarantor;
- (f) if, whilst any of the Certificates remain unexercised, trading in the Underlying Stock is suspended or halted on the relevant stock exchange, trading in the Certificates may be suspended for a similar period;
- (g) as indicated in the Conditions of the Certificates and herein, a Certificate Holder must tender a specified number of Certificates at any one time in order to exercise. Thus, Certificate Holders with fewer than the specified minimum number of Certificates in a particular series will either have to sell their Certificates or purchase additional Certificates, incurring transactions costs in each case, in order to realise their investment;
- (h) investors should note that in the event of there being a Market Disruption Event (as defined in the Conditions) determination or payment of the Cash Settlement Amount (as defined in the Conditions) may be delayed, all as more fully described in the Conditions;

- (i) certain events relating to the Underlying Stock require or, as the case may be, permit the Issuer to make certain adjustments or amendments to the Conditions. Investors may refer to the Conditions 4 and 6 on pages 32 to 36 and the examples and illustrations of adjustments set out in the “Information relating to the European Style Cash Settled Long Certificates on Single Equities” section of this document for more information;
- (j) the Certificates are only exercisable on the Expiry Date and may not be exercised by Certificate Holders prior to such Expiry Date. Accordingly, if on the Expiry Date the Cash Settlement Amount is zero, a Certificate Holder will lose the value of his investment;
- (k) the total return on an investment in any Certificate may be affected by the Hedging Fee Factor (as defined below), Management Fee (as defined below) and Gap Premium (as defined below);
- (l) investors holding their position overnight should note that they would be required to bear the annualised cost which consists of the Management Fee and Gap Premium, which are calculated daily and applied to the value of the Certificates, as well as certain costs embedded within the Leverage Strategy (as described below) including the Funding Cost (as defined below) and Rebalancing Cost (as defined below);
- (m) investors should note that there may be an exchange rate risk relating to the Certificates where the Cash Settlement Amount is converted from a foreign currency into Singapore dollars.

Exchange rates between currencies are determined by forces of supply and demand in the foreign exchange markets. These forces are, in turn, affected by factors such as international balances of payments and other economic and financial conditions, government intervention in currency markets and currency trading speculation. Fluctuations in foreign exchange rates, foreign political and economic developments, and the imposition of exchange controls or other foreign governmental laws or restrictions applicable to such investments may affect the foreign currency market price and the exchange rate-adjusted equivalent price of the Certificates. Fluctuations in the exchange rate of any one currency may be offset by fluctuations in the exchange rate of other relevant currencies;

- (n) investors should note that there are leveraged risks because the Certificates integrate a leverage mechanism and the Certificates will amplify the movements in the increase, and in the decrease, of the value of the Underlying Stock and if the investment results in a loss, any such loss will be increased by the leverage factor of the Certificates. As such, investors could lose more than they would if they had invested directly in the Underlying Stock;
- (o) when held for longer than a day, the performance of the Certificates could be more or less than the leverage factor that is embedded within the Certificates. The performance of the Certificates each day is locked in, and any subsequent returns are based on what was achieved the previous day. This process, referred to as compounding, may lead to a performance difference from 5 times the performance of the Underlying Stock over a period longer than one day. This difference may be amplified in a volatile market with a sideways trend, where market movements are not clear in direction, whereby investors may sustain substantial losses;
- (p) the Air Bag Mechanism (as defined below) is triggered only when the Underlying Stock is calculated or traded, which may not be during the trading hours of the Relevant Stock Exchange for the Certificates (as defined below);
- (q) investors should note that the Air Bag Mechanism reduces the impact on the Leverage Strategy if the Underlying Stock falls further, but will also maintain a reduced exposure to the Underlying Stock in the event the Underlying Stock starts to rise after the Air Bag Mechanism is triggered, thereby reducing its ability to recoup losses;

- (r) there is no assurance that the Air Bag Mechanism will prevent investors from losing the entire value of their investment, in the event of (i) an overnight fall in the Underlying Stock, where there is a 20% or greater gap between the previous day closing price and the opening price of the Underlying Stock the following day, as the Air Bag Mechanism will only be triggered when market opens the following day or (ii) a sharp intraday fall in the price of the Underlying Stock of 20% or greater within the 15 minutes Observation Period compared to the reference price, being: (1) if air bag has not been previously triggered on the same day, the previous closing price of the Underlying Stock, or (2) if one or more air bag have been previously triggered on the same day, the latest New Observed Price. Investors may refer to pages 52 to 53 of this document for more information;
- (s) In the case of extreme market conditions or where the Air Bag Mechanisms are triggered simultaneously, trading in the Certificates may be suspended for an extended period, which may be up to an additional 15 minutes, to facilitate the intra-day adjustment under the Air Bag Mechanism;
- (t) certain events may, pursuant to the terms and conditions of the Certificates, trigger (i) the implementation of methods of adjustment or (ii) the early termination of the Certificates. The Issuer will give the investors reasonable notice of any early termination. If the Issuer terminates the Certificates early, then the Issuer will, if and to the extent permitted by applicable law, pay an amount to each Certificate Holder in respect of each Certificate held by such holder equal to the fair market value of the Certificate less the cost to the Issuer of unwinding any underlying related hedging arrangements, all as determined by the Issuer in its sole and absolute discretion. The performance of this commitment shall depend on (i) general market conditions and (ii) the liquidity conditions of the underlying instrument(s) and, as the case may be, of any other hedging transactions. Investors should note that the amount repaid by the Issuer may be less than the amount initially invested. Investors may refer to the Condition 13 on pages 38 to 39 of this document for more information;
- (u) there is no assurance that an active trading market for the Certificates will sustain throughout the life of the Certificates, or if it does sustain, it may be due to market making on the part of the Designated Market Maker. The Issuer acting through its Designated Market Maker may be the only market participant buying and selling the Certificates. Therefore, the secondary market for the Certificates may be limited and you may not be able to realise the value of the Certificates. Do note that the bid-ask spread increases with illiquidity;
- (v) in the ordinary course of their business, including without limitation, in connection with the Issuer or its appointed designated market maker's market making activities, the Issuer, the Guarantor and any of their respective subsidiaries and affiliates may effect transactions for their own account or for the account of their customers and hold long or short positions in the Underlying Stock. In addition, in connection with the offering of any Certificates, the Issuer, the Guarantor and any of their respective subsidiaries and affiliates may enter into one or more hedging transactions with respect to the Underlying Stock. In connection with such hedging or market-making activities or with respect to proprietary or other trading activities by the Issuer, the Guarantor and any of their respective subsidiaries and affiliates, the Issuer, the Guarantor and any of their respective subsidiaries and affiliates may enter into transactions in the Underlying Stock which may affect the market price, liquidity or value of the Certificates and which may affect the interests of Certificate Holders;
- (w) various potential and actual conflicts of interest may arise from the overall activities of the Issuer, the Guarantor and/or any of their subsidiaries and affiliates.

The Issuer, the Guarantor and any of their subsidiaries and affiliates are diversified financial

institutions with relationships in countries around the world. These entities engage in a wide range of commercial and investment banking, brokerage, funds management, hedging transactions and investment and other activities for their own account or the account of others. In addition, the Issuer, the Guarantor and any of their subsidiaries and affiliates, in connection with their other business activities, may possess or acquire material information about the Underlying Stock. Such activities and information may involve or otherwise affect issuers of the Underlying Stock in a manner that may cause consequences adverse to the Certificate Holders or otherwise create conflicts of interests in connection with the issue of Certificates by the Issuer. Such actions and conflicts may include, without limitation, the exercise of voting power, the purchase and sale of securities, financial advisory relationships and exercise of creditor rights. The Issuer, the Guarantor and any of their subsidiaries and affiliates have no obligation to disclose such information about the Underlying Stock or such activities. The Issuer, the Guarantor and any of their subsidiaries and affiliates and their officers and directors may engage in any such activities without regard to the issue of Certificates by the Issuer or the effect that such activities may directly or indirectly have on any Certificate;

- (x) legal considerations which may restrict the possibility of certain investments:

Some investors' investment activities are subject to specific laws and regulations or laws and regulations currently being considered by various authorities. All potential investors must consult their own legal advisers to check whether and to what extent (i) they can legally purchase the Certificates (ii) the Certificates can be used as collateral security for various forms of borrowing (iii) if other restrictions apply to the purchase of Certificates or their use as collateral security. Financial institutions must consult their legal advisers or regulators to determine the appropriate treatment of the Certificates under any applicable risk-based capital or similar rules;

- (y) the credit rating of the Guarantor is an assessment of its ability to pay obligations, including those on the Certificates. Consequently, actual or anticipated declines in the credit rating of the Guarantor may affect the market value of the Certificates;

- (z) the Certificates are linked to the Underlying Stock and subject to the risk that the price of the Underlying Stock may decline. The following is a list of some of the significant risks associated with the Underlying Stock:

- Historical performance of the Underlying Stock does not give an indication of future performance of the Underlying Stock. It is impossible to predict whether the price of the Underlying Stock will fall or rise over the term of the Certificates; and
- The price of the Underlying Stock may be affected by the economic, financial and political events in one or more jurisdictions, including the stock exchange(s) or quotation system(s) on which the Underlying Stock may be traded;

- (aa) the value of the Certificates depends on the Leverage Strategy performance built in the Certificate. The Calculation Agent will make the Leverage Strategy last closing level and a calculation tool available to the investors on a website;

- (bb) two or more risk factors may simultaneously have an effect on the value of a Certificate such that the effect of any individual risk factor may not be predicted. No assurance can be given as to the effect any combination of risk factors may have on the value of a Certificate;

- (cc) as the Certificates are represented by a global warrant certificate which will be deposited with The Central Depository (Pte) Limited ("**CDP**");

- (i) investors should note that no definitive certificate will be issued in relation to the

Certificates;

- (ii) there will be no register of Certificate Holders and each person who is for the time being shown in the records maintained by CDP as entitled to a particular number of Certificates by way of interest (to the extent of such number) in the global warrant certificate in respect of those Certificates represented thereby shall be treated as the holder of such number of Certificates;
 - (iii) investors will need to rely on any statements received from their brokers/custodians as evidence of their interest in the Certificates; and
 - (iv) notices to such Certificate Holders will be published on the web-site of the SGX-ST. Investors will need to check the web-site of the SGX-ST regularly and/or rely on their brokers/custodians to obtain such notices;
- (dd) the reform of HIBOR may adversely affect the value of the Certificates

The Hong Kong Inter-bank Offered Rate (“**HIBOR**”) benchmark is referenced in the Leverage Strategy.

It is not possible to predict with certainty whether, and to what extent, HIBOR will continue to be supported going forwards. This may cause HIBOR to perform differently than they have done in the past, and may have other consequences which cannot be predicted. Such factors may have (without limitation) the following effects: (i) discouraging market participants from continuing to administer or contribute to a benchmark; (ii) triggering changes in the rules or methodologies used in the benchmark and/or (iii) leading to the disappearance of the benchmark. Any of the above changes or any other consequential changes as a result of international or national reforms or other initiatives or investigations, could have a material adverse effect on the value of and return on the Certificates.

In addition, the occurrence of a modification or cessation of HIBOR may cause adjustment of the Certificates which may include selecting one or more successor benchmarks and making related adjustments to the Certificates, including if applicable to reflect increased costs.

The Calculation Agent may make adjustments as it may determine appropriate if any of the following circumstances occurs or may occur: (1) HIBOR is materially changed or cancelled or (2)(i) the relevant authorisation, registration, recognition, endorsement, equivalence decision or approval in respect of the benchmark or the administrator or sponsor of the benchmark is not obtained, (ii) an application for authorisation, registration, recognition, endorsement, equivalence decision, approval or inclusion in any official register is rejected or (iii) any authorisation, registration, recognition, endorsement, equivalence decision or approval is suspended or inclusion in any official register is withdrawn.

Investors should consult their own independent advisers and make their own assessment about the potential risks imposed by any of the international or national reforms in making any investment decision with respect to any Certificate;

- (ee) the US Foreign Account Tax Compliance Act (“**FATCA**”) withholding risk:

FATCA generally imposes a 30 per cent. withholding tax on certain U.S.-source payments to certain non-US persons that do not provide certification of their compliance with IRS rules to disclose the identity of their US owners and account holders (if any) or establish a basis for exemption for such disclosure. The Issuer or an investor’s broker or custodian may be subject to FATCA and, as a result, may be required to obtain certification from investors that they have complied with FATCA disclosure requirements or have established a basis for exemption from

FATCA. If an investor does not provide the Issuer or the relevant broker or custodian with such certification, the Issuer and the Guarantor or other withholding agent could be required to withhold U.S. tax on U.S.-source income (if any) paid pursuant to the Certificates. In certain cases, the Issuer or the relevant broker or custodian could be required to close an account of an investor who does not comply with the FATCA certification procedures.

FATCA IS PARTICULARLY COMPLEX. EACH INVESTOR SHOULD CONSULT ITS OWN TAX ADVISER TO OBTAIN A MORE DETAILED EXPLANATION OF FATCA AND TO DETERMINE HOW THIS LEGISLATION MIGHT AFFECT EACH INVESTOR IN ITS PARTICULAR CIRCUMSTANCES;

(ff) U.S. withholding tax

The Issuer has determined that this Certificate is not linked to U.S. Underlying Equities within the meaning of applicable regulations under Section 871(m) of the United States Internal Revenue Code, as discussed in the accompanying Base Listing Document under “TAXATION—TAXATION IN THE UNITED STATES OF AMERICA—Section 871(m) of the U.S. Internal Revenue Code of 1986.” Accordingly, the Issuer expects that Section 871(m) will not apply to the Certificates. Such determination is not binding on the IRS, and the IRS may disagree with this determination. Section 871(m) is complex and its application may depend on a Certificate Holder's particular circumstances. Certificate Holders should consult with their own tax advisers regarding the potential application of Section 871(m) to the Certificates; and

(gg) risk factors relating to the BRRD

French and Luxembourg law and European legislation regarding the resolution of financial institutions may require the write-down or conversion to equity of the Certificates or other resolution measures if the Issuer or the Guarantor is deemed to meet the conditions for resolution.

Directive 2014/59/EU of the European Parliament and of the Council of the European Union dated 15 May 2014 establishing a framework for the recovery and resolution of credit institutions and investment firms (the “**BRRD**”) entered into force on 2 July 2014. The BRRD has been implemented into Luxembourg law by, among others, the Luxembourg act dated 18 December 2015 on the failure of credit institutions and certain investment firms, as amended (the “**BRR Act 2015**”). Under the BRR Act 2015, the competent authority is the Luxembourg financial sector supervisory authority (*Commission de surveillance du secteur financier*, the CSSF) and the resolution authority is the CSSF acting as resolution council (*conseil de résolution*).

Moreover, Regulation (EU) No. 806/2014 of the European Parliament and of the Council of 15 July 2014 establishing uniform rules and a uniform procedure for the resolution of credit institutions and certain investment firms in the framework of a Single Resolution Mechanism (“**SRM**”) and a Single Resolution Fund (the “**SRM Regulation**”) has established a centralised power of resolution entrusted to a Single Resolution Board (the “**SRB**”) in cooperation with the national resolution authorities.

Since November 2014, the European Central Bank (“**ECB**”) has taken over the prudential supervision of significant credit institutions in the member states of the Eurozone under the Single Supervisory Mechanism (“**SSM**”). In addition, the SRM has been put in place to ensure that the resolution of credit institutions and certain investment firms across the Eurozone is harmonised. As mentioned above, the SRM is managed by the SRB. Under Article 5(1) of the SRM Regulation, the SRM has been granted those responsibilities and powers granted to the EU Member States’ resolution authorities under the BRRD for those credit institutions and

certain investment firms subject to direct supervision by the ECB. The ability of the SRB to exercise these powers came into force at the beginning of 2016.

Societe Generale has been designated as a significant supervised entity for the purposes of Article 49(1) of Regulation (EU) No 468/2014 of the ECB of 16 April 2014 establishing the framework for cooperation within the SSM between the ECB and national competent authorities and with national designated authorities (the “**SSM Regulation**”) and is consequently subject to the direct supervision of the ECB in the context of the SSM. This means that Societe Generale and SG Issuer (being covered by the consolidated prudential supervision of Societe Generale) are also subject to the SRM which came into force in 2015. The SRM Regulation mirrors the BRRD and, to a large part, refers to the BRRD so that the SRB is able to apply the same powers that would otherwise be available to the relevant national resolution authority.

The stated aim of the BRRD and the SRM Regulation is to provide for the establishment of an EU-wide framework for the recovery and resolution of credit institutions and certain investment firms. The regime provided for by the BRRD is, among other things, stated to be needed to provide the resolution authority designated by each EU Member State (the “**Resolution Authority**”) with a credible set of tools to intervene sufficiently early and quickly in an unsound or failing institution so as to ensure the continuity of the institution’s critical financial and economic functions while minimising the impact of an institution’s failure on the economy and financial system (including taxpayers’ exposure to losses).

Under the SRM Regulation, a centralised power of resolution is established and entrusted to the SRB acting in cooperation with the national resolution authorities. In accordance with the provisions of the SRM Regulation, when applicable, the SRB, has replaced the national resolution authorities designated under the BRRD with respect to all aspects relating to the decision-making process and the national resolution authorities designated under the BRRD continue to carry out activities relating to the implementation of resolution schemes adopted by the SRB. The provisions relating to the cooperation between the SRB and the national resolution authorities for the preparation of the institutions’ resolution plans have applied since 1 January 2015 and the SRM has been fully operational since 1 January 2016.

The SRB is the Resolution Authority for the Issuer and the Guarantor.

The powers provided to the Resolution Authority in the BRRD and the SRM Regulation include write-down/conversion powers to ensure that capital instruments (including subordinated debt instruments) and eligible liabilities (including senior debt instruments if junior instruments prove insufficient to absorb all losses) absorb losses of the issuing institution that is subject to resolution in accordance with a set order of priority (the “**Bail-in Power**”). The conditions for resolution under the SRM Regulation are deemed to be met when: (i) the Resolution Authority determines that the institution is failing or is likely to fail, (ii) there is no reasonable prospect that any measure other than a resolution measure would prevent the failure within a reasonable timeframe, and (iii) a resolution measure is necessary for the achievement of the resolution objectives (in particular, ensuring the continuity of critical functions, avoiding a significant adverse effect on the financial system, protecting public funds by minimizing reliance on extraordinary public financial support, and protecting client funds and assets) and winding up of the institution under normal insolvency proceedings would not meet those resolution objectives to the same extent.

The Resolution Authority could also, independently of a resolution measure or in combination with a resolution measure, fully or partially write-down or convert capital instruments (including subordinated debt instruments) into equity when it determines that the institution or its group will no longer be viable unless such write-down or conversion power is exercised or when the

institution requires extraordinary public financial support (except when extraordinary public financial support is provided in Article 10 of the SRM Regulation). The terms and conditions of the Certificates contain provisions giving effect to the Bail-in Power in the context of resolution and write-down or conversion of capital instruments at the point of non-viability.

The Bail-in Power could result in the full (i.e., to zero) or partial write-down or conversion of the Certificates into ordinary shares or other instruments of ownership, or the variation of the terms of the Certificates (for example, the maturity and/or interest payable may be altered and/or a temporary suspension of payments may be ordered). Extraordinary public financial support should only be used as a last resort after having assessed and applied, to the maximum extent practicable, the resolution measures. No support will be available until a minimum amount of contribution to loss absorption and recapitalization of 8% of total liabilities including own funds has been made by shareholders, holders of capital instruments and other eligible liabilities through write-down, conversion or otherwise.

In addition to the Bail-in Power, the BRRD provides the Resolution Authority with broader powers to implement other resolution measures with respect to institutions that meet the conditions for resolution, which may include (without limitation) the sale of the institution's business, the creation of a bridge institution, the separation of assets, the replacement or substitution of the institution as obligor in respect of debt instruments, modifications to the terms of debt instruments (including altering the maturity and/or the amount of interest payable and/or imposing a temporary suspension on payments), removing management, appointing an interim administrator, and discontinuing the listing and admission to trading of financial instruments.

Before taking a resolution measure, including implementing the Bail-in Power, or exercising the power to write down or convert relevant capital instruments, the Resolution Authority must ensure that a fair, prudent and realistic valuation of the assets and liabilities of the institution is carried out by a person independent from any public authority.

The application of any measure under the BRRD and the SRM Regulation or any suggestion of such application with respect to the Issuer, the Guarantor or the Group could materially adversely affect the rights of Certificate Holders, the price or value of an investment in the Certificates and/or the ability of the Issuer or the Guarantor to satisfy its obligations under any Certificates, and as a result investors may lose their entire investment.

Moreover, if the Issuer's or the Guarantor's financial condition deteriorates, the existence of the Bail-in Power, the exercise of write-down/conversion powers or any other resolution tools by the Resolution Authority independently of a resolution measure or in combination with a resolution measure when it determines that the Issuer, the Guarantor or the Group will no longer be viable could cause the market price or value of the Certificates to decline more rapidly than would be the case in the absence of such powers.

Since 1 January 2016, EU credit institutions (such as Societe Generale) and certain investment firms have to meet, at all times, a minimum requirement for own funds and eligible liabilities ("**MREL**") pursuant to Article 12 of the SRM Regulation. The MREL, which is expressed as a percentage of the total liabilities and own funds of the institution, aims at preventing institutions from structuring their liabilities in a manner that impedes the effectiveness of the Bail-in Power in order to facilitate resolution.

The current regime will evolve as a result of the changes adopted by the EU legislators. On 7 June 2019, as part of the contemplated amendments to the so-called "EU Banking Package", the following legislative texts have been published in the Official Journal of the EU 14 May 2019:

- Directive (EU) 2019/879 of the European Parliament and of the Council of 20 May 2019

amending the BRRD as regards the loss-absorbing and recapitalisation capacity of credit institutions and investment firms (the “**BRRD II**”); and

- Regulation (EU) 2019/877 of the European Parliament and of the Council of 20 May 2019 amending the SRM Regulation as regards the loss-absorbing and recapitalisation capacity (“**TLAC**”) of credit institutions and investment firms (the “**SRM II Regulation**” and, together with the BRRD II, the “**EU Banking Package Reforms**”).

The EU Banking Package Reforms will introduce, among other things, the TLAC standard as implemented by the Financial Stability Board's TLAC Term Sheet (“**FSB TLAC Term Sheet**”), by adapting, among others, the existing regime relating to the specific MREL with aim of reducing risks in the banking sector and further reinforcing institutions' ability to withstand potential shocks will strengthen the banking union and reduce risks in the financial system.

The TLAC will be implemented in accordance with the FSB TLAC Term Sheet, which impose a level of “Minimum TLAC” that will be determined individually for each global systemically important bank (“**G-SIB**”), such as Societe Generale, in an amount at least equal to (i) 16%, plus applicable buffers, of risk weight assets through January 1, 2022 and 18%, plus applicable buffers, thereafter and (ii) 6% of the Basel III leverage ratio denominator through January 1, 2022 and 6.75% thereafter (each of which could be extended by additional firm-specific requirements).

According to Regulation (EU) No 575/2013 of the European Parliament and of the Council of 26 June 2013 on prudential requirements for credit institutions and investment firms (the “**CRR**”), as amended by Regulation (EU) 2019/876 of the European Parliament and of the Council of 20 May 2019 amending the CRR as regards the leverage ratio, the net stable funding ratio, requirements for own funds and eligible liabilities, counterparty credit risk, market risk, exposures to central counterparties, exposures to collective investment undertakings, large exposures, reporting and disclosure requirements (the “**CRR II**”), EU G-SIBs, such as Societe Generale, will have to comply with TLAC requirements, on top of the MREL requirements, as from the entry into force of the CRR II. As such, G-SIBs, such as Societe Generale will have to comply at the same time with TLAC and MREL requirements.

Consequently, criteria for MREL-eligible liabilities will be closely aligned with those laid down in the CRR, as amended by the CRR II for the TLAC-eligible liabilities, but subject to the complementary adjustments and requirements introduced in the BRRD II. In particular, certain debt instruments with an embedded derivative component, such as certain structured notes, will be eligible, subject to certain conditions, to meet the MREL requirements to the extent that they have a fixed or increasing principal amount repayable at maturity that is known in advance while only an additional return is linked to that derivative component and depends on the performance of a reference asset.

The level of capital and eligible liabilities required under MREL will be set by the SRB for Societe Generale on an individual and/or consolidated basis based on certain criteria including systemic importance any may also be set for SG Issuer. Eligible liabilities may be senior or subordinated, provided, among other requirements, that they have a remaining maturity of at least one year and, if governed by non-EU law, they must be able to be written down or converted under that law (including through contractual provisions).

The scope of liabilities used to meet the MREL includes, in principle, all liabilities resulting from claims arising from ordinary unsecured creditors (non-subordinated liabilities) unless they do not meet specific eligibility criteria set out in the BRRD, as amended by the BRRD II. To enhance the resolvability of institutions and entities through an effective use of the bail-in tool,

the SRB should be able to require that the MREL be met with own funds and other subordinated liabilities, in particular where there are clear indications that bailed-in creditors are likely to bear losses in resolution that would exceed the losses that they would incur under normal insolvency proceedings. Moreover the SRB should assess the need to require institutions and entities to meet the MREL with own funds and other subordinated liabilities where the amount of liabilities excluded from the application of the bail-in tool reaches a certain threshold within a class of liabilities that includes MREL-eligible liabilities. Any subordination of debt instruments requested by the SRB for the MREL shall be without prejudice to the possibility to partly meet the TLAC requirements with non-subordinated debt instruments in accordance with the CRR, as amended by the CRR II, as permitted by the TLAC standard. Specific requirements apply to resolution groups with assets above EUR 100 billion (top-tier banks).

If the SRB finds that there could exist any obstacles to resolvability by the Issuer or the Guarantor and/or the Group, a higher MREL requirement could be imposed. Any failure by the Issuer or the Guarantor, as applicable, and/or the Group to comply with its MREL may have a material adverse effect on the Issuer's business, financial conditions and results of operations.

TERMS AND CONDITIONS OF THE CERTIFICATES

The following are the terms and conditions of the Certificates and should be read in conjunction with, and are qualified by reference to, the other information set out in this document and the Base Listing Document.

The Conditions are set out in the section headed “Terms and Conditions of the European Style Cash Settled Long/Short Certificates on Single Equities” in the Base Listing Document. For the purposes of the Conditions, the following terms shall have the following meanings:

Certificates:	8,400,000 European Style Cash Settled Long Certificates relating to the Class B ordinary shares of Kuaishou Technology (the “ Underlying Stock ”)
ISIN:	LU2348850657
Company:	Kuaishou Technology (RIC: 1024.HK)
Underlying Price ³ and Source:	HK\$73.10 (Reuters)
Calculation Agent:	Société Générale
Strike Level:	Zero
Daily Leverage:	5x (within the Leverage Strategy as described below)
Notional Amount per Certificate:	SGD 1.20
Management Fee (p.a.) ⁴ :	0.40%
Gap Premium (p.a.) ⁵ :	9.00%, is a hedging cost against extreme market movements overnight.
Funding Cost ⁶ :	The annualised costs of funding, referencing a publicly published interbank offered rate plus spread.
Rebalancing Cost ⁶ :	The transaction costs (if applicable), computed as a function of leverage and daily performance of the Underlying Stock.
Launch Date:	28 March 2022
Closing Date:	1 April 2022
Expected Listing Date:	4 April 2022

³ These figures are calculated as at, and based on information available to the Issuer on or about 1 April 2022. The Issuer is not obliged, and undertakes no responsibility to any person, to update or inform any person of any changes to the figures after 1 April 2022.

⁴ Please note that the Management Fee is calculated on a 360-day basis and may be increased up to a maximum of 3% p.a. on giving one month's notice to investors. Any increase in the Management Fee will be announced on the SGXNET. Please refer to “Fees and Charges” below for further details of the fees and charges payable and the maximum of such fees as well as other ongoing expenses that may be borne by the Certificates.

⁵ Please note that the Gap Premium is calculated on a 360-day basis.

⁶ These costs are embedded within the Leverage Strategy.

Last Trading Date:	The date falling 5 Business Days immediately preceding the Expiry Date, currently being 23 March 2023
Expiry Date:	30 March 2023 (if the Expiry Date is not a Business Day, then the Expiry Date shall fall on the preceding Business Day and subject to adjustment of the Valuation Date upon the occurrence of Market Disruption Events as set out in the Conditions of the Certificates)
Board Lot:	100 Certificates
Valuation Date:	29 March 2023 or if such day is not an Exchange Business Day, the immediately preceding Exchange Business Day.
Exercise:	<p>The Certificates may only be exercised on the Expiry Date or if the Expiry Date is not a Business Day, the immediately preceding Business Day, in a Board Lot or integral multiples thereof. Certificate Holders shall not be required to deliver an exercise notice. Exercise of Certificates shall be determined by whether the Cash Settlement Amount (less any Exercise Expenses) is positive. If the Cash Settlement Amount (less any Exercise Expenses) is positive, all Certificates shall be deemed to have been automatically exercised at 10:00 a.m. (Singapore time) on the Expiry Date or if the Expiry Date is not a Business Day, the immediately preceding Business Day. The Cash Settlement Amount less the Exercise Expenses in respect of the Certificates shall be paid in the manner set out in Condition 4(c) of the Conditions. In the event the Cash Settlement Amount (less any Exercise Expenses) is zero, all Certificates shall be deemed to have expired at 10:00 a.m. (Singapore time) on the Expiry Date or if the Expiry Date is not a Business Day, the immediately preceding Business Day, and Certificate Holders shall not be entitled to receive any payment from the Issuer in respect of the Certificates.</p>
Cash Settlement Amount:	<p>In respect of each Certificate, shall be an amount payable in the Settlement Currency equal to:</p> <p>Closing Level multiplied by the Notional Amount per Certificate</p> <p>Please refer to the “Information relating to the European Style Cash Settled Long Certificates on Single Equities” section on pages 43 to 58 of this document for examples and illustrations of the calculation of the Cash Settlement Amount.</p>
Hedging Fee Factor:	<p>In respect of each Certificate, shall be an amount calculated as: Product (for t from 2 to Valuation Date) of $(1 - \text{Management Fee} \times (\text{ACT}(t-1;t) \div 360)) \times (1 - \text{Gap Premium}(t-1) \times (\text{ACT}(t-1;t) \div 360))$, where:</p> <p>“$t$” refers to “Observation Date” which means each Underlying Stock Business Day (subject to Market Disruption Event) from (and including) the Underlying Stock Business Day immediately preceding the Expected Listing Date to the Valuation Date; and</p>

ACT (t-1;t) means the number of calendar days between the Underlying Stock Business Day immediately preceding the Observation Date (which is “t-1”) (included) and the Observation Date (which is “t”) (excluded).

If the Issuer determines, in its sole discretion, that on any Observation Date a Market Disruption Event has occurred, then that Observation Date shall be postponed until the first succeeding Underlying Stock Business Day on which there is no Market Disruption Event, unless there is a Market Disruption Event on each of the five Underlying Stock Business Days immediately following the original date that, but for the Market Disruption Event, would have been an Observation Date. In that case, that fifth Underlying Stock Business Day shall be deemed to be the Observation Date notwithstanding the Market Disruption Event and the Issuer shall determine, its good faith estimate of the level of the Leverage Strategy and the value of the Certificate on that fifth Underlying Stock Business Day in accordance with the formula for and method of calculation last in effect prior to the occurrence of the first Market Disruption Event taking into account, inter alia, the exchange traded or quoted price of the Underlying Stock and the potential increased cost of hedging by the Issuer as a result of the occurrence of the Market Disruption Event.

An “**Underlying Stock Business Day**” is a day on which The Stock Exchange of Hong Kong Limited (the “**HKEX**”) is open for dealings in Hong Kong during its normal trading hours and banks are open for business in Hong Kong.

Please refer to the “Information relating to the European Style Cash Settled Long Certificates on Single Equities” section on pages 43 to 58 of this document for examples and illustrations of the calculation of the Hedging Fee Factor.

Closing Level: In respect of each Certificate, shall be an amount payable in the Settlement Currency equal to:

$$\left(\frac{\text{Final Reference Level} \times \text{Final Exchange Rate}}{\text{Initial Reference Level} \times \text{Initial Exchange Rate}} - \text{Strike Level} \right) \times \text{Hedging Fee Factor}$$

Initial Reference Level: 1,000

Final Reference Level: The closing level of the Leverage Strategy (as described below) on the Valuation Date

The calculation of the closing level of the Leverage Strategy is set out in the “Specific Definitions relating to the Leverage Strategy” section on pages 20 to 26 below.

Initial Exchange Rate³: 0.1731

Final Exchange Rate: The rate for the conversion of HKD to SGD as at 5:00pm (Singapore Time) on the Valuation Date as shown on Reuters, provided that if the Reuters service ceases to display such information, as determined by

the Issuer by reference to such source(s) as the Issuer may reasonably determine to be appropriate at such a time.

Air Bag Mechanism:

The “**Air Bag Mechanism**” refers to the mechanism built in the Leverage Strategy and which is designed to reduce the Leverage Strategy exposure to the Underlying Stock during extreme market conditions. If the Underlying Stock falls by 15% or more (“**Air Bag Trigger Price**”) during the trading day (which represents approximately 75% loss after a 5 times leverage), the Air Bag Mechanism is triggered and the Leverage Strategy is adjusted intra-day. The Air Bag Mechanism reduces the impact on the Leverage Strategy if the Underlying Stock falls further, but will also maintain a reduced exposure to the Underlying Stock in the event the Underlying Stock starts to rise after the Air Bag Mechanism is triggered, thereby reducing its ability to recoup losses.

Trading of Certificates is suspended for at least 30 minutes after the Air Bag is triggered.

The Leverage Strategy is floored at 0 and the Certificates cannot be valued below zero.

Please refer to the “Extraordinary Strategy Adjustment for Performance Reasons (“Air Bag Mechanism”)” section on pages 24 to 26 below and the “Description of Air Bag Mechanism” section on pages 49 to 51 of this document for further information of the Air Bag Mechanism.

Adjustments and Extraordinary Events:

The Issuer has the right to make adjustments to the terms of the Certificates if certain events, including any capitalisation issue, rights issue, extraordinary distributions, merger, delisting, insolvency (as more specifically set out in the terms and conditions of the Certificates) occur in respect of the Underlying Stock. For the avoidance of doubt, no notice will be given if the Issuer determines that adjustments will not be made.

Underlying Stock Currency:

Hong Kong Dollar (“**HKD**”)

Settlement Currency:

Singapore Dollar (“**SGD**”)

Exercise Expenses:

Certificate Holders will be required to pay all charges which are incurred in respect of the exercise of the Certificates.

Relevant Stock Exchange for the Certificates:

The Singapore Exchange Securities Trading Limited (the “**SGX-ST**”)

Relevant Stock Exchange for the Underlying Stock:

HKEX

Business Day and Exchange Business Day:

A “**Business Day**” is a day on which the SGX-ST is open for dealings in Singapore during its normal trading hours and banks are open for business in Singapore.

An “**Exchange Business Day**” is a day on which the SGX-ST and the HKEX are open for dealings in Singapore and Hong Kong respectively during its normal trading hours and banks are open for business in Singapore and Hong Kong.

Warrant Agent:	The Central Depository (Pte) Limited (“ CDP ”)
Clearing System:	CDP
Fees and Charges:	<p>Normal transaction and brokerage fees shall apply to the trading of the Certificates on the SGX-ST. Investors should note that they may be required to pay stamp taxes or other documentary charges in accordance with the laws and practices of the country where the Certificates are transferred. Investors who are in any doubt as to their tax position should consult their own independent tax advisers. In addition, investors should be aware that tax regulations and their application by the relevant taxation authorities change from time to time. Accordingly, it is not possible to predict the precise tax treatment which will apply at any given time.</p> <p>Investors holding position overnight would also be required to bear the Management Fee and Gap Premium, which are calculated daily and applied to the value of the Certificates, as well as certain costs embedded within the Leverage Strategy including the Funding Cost and Rebalancing Cost. The Management Fee may be increased up to a maximum of 3% p.a. on giving one month’s notice to investors in accordance with the terms and conditions of the Certificates. Any increase in the Management Fee will be announced on the SGXNET.</p>
Further Information:	Please refer to the website at dlc.socgen.com for more information on the theoretical closing price of the Certificates on the previous trading day, the closing price of the Underlying Stock on the previous trading day, the Air Bag Trigger Price for each trading day and the Management Fee and Gap Premium.

Specific Definitions relating to the Leverage Strategy

Description of the Leverage Strategy

The Leverage Strategy is designed to track a 5 times daily leveraged exposure to the Underlying Stock.

At the end of each trading day of the Underlying Stock, the exposure of the Leverage Strategy to the Underlying Stock is reset within the Leverage Strategy in order to retain a daily leverage of 5 times the performance of the Underlying Stock (excluding costs) regardless of the performance of the Underlying Stock on the preceding day. This mechanism is referred to as the Daily Reset.

The Leverage Strategy incorporates an air bag mechanism which is designed to reduce exposure to the Underlying Stock during extreme market conditions, as further described below.

Leverage Strategy Formula

LSL_t	<p>means, for any Observation Date(t), the Leverage Strategy Closing Level as of such day (t).</p> <p>Subject to the occurrence of an Intraday Restrike Event, the Leverage Strategy Closing Level as of such Observation Date(t) is calculated in accordance with the following formulae:</p> <p>On Observation Date(1):</p> $LSL_1 = 1000$ <p>On each subsequent Observation Date(t):</p> $LSL_t = \text{Max}[LSL_{t-1} \times (1 + LR_{t-1,t} - FC_{t-1,t} - RC_{t-1,t}), 0]$
LR_{t-1,t}	<p>means the Leveraged Return of the Underlying Stock between Observation Date(t-1) and Observation Date(t) closing prices, calculated as follows:</p> $LR_{t-1,t} = \text{Leverage} \times \left(\frac{S_t}{S_{t-1} \times Rfactor_t} - 1 \right)$
FC_{t-1,t}	<p>means, the Funding Cost between Observation Date(t-1) (included) and Observation Date(t) (excluded) calculated as follows:</p> $FC_{t-1,t} = (\text{Leverage} - 1) \times \frac{\text{Rate}_{t-1} \times \text{ACT}(t-1, t)}{\text{DayCountBasisRate}}$
RC_{t-1,t}	<p>means the Rebalancing Cost of the Leverage Strategy on Observation Date (t), calculated as follows :</p> $RC_{t-1,t} = \text{Leverage} \times (\text{Leverage} - 1) \times \left(\left \frac{S_t}{S_{t-1} \times Rfactor_t} - 1 \right \right) \times TC$
TC	<p>means the Transaction Costs applicable (including Stamp Duty and any other applicable taxes, levies and costs which may be levied on the stock transactions on the Relevant Stock Exchange for the Underlying Stock by the applicable regulatory authorities from time to time) that are currently equal to:</p> <p>0.13%</p> <p>“Stamp Duty” refers to the applicable rate of stamp duty on the stock transactions in the jurisdiction of the Relevant Stock Exchange for the Underlying Stock, which may be changed by the applicable regulatory authorities from time to time.</p>
Leverage	5
S_t	<p>means, in respect of each Observation Date(t), the Closing Price of the Underlying Stock as of such Observation Date(t), subject to the adjustments and provisions of the Conditions.</p>
Rate_t	<p>means, in respect of each Observation Date(t), a rate calculated as of such day in accordance with the following formula:</p>

$$\text{Rate}_t = \text{CashRate}_t + \% \text{SpreadLevel}_t$$

Rfactor_t means, in the event Observation Date (t) is an ex-dividend date of the Underlying Stock, an amount determined by the Calculation Agent, subject to the adjustments and provisions of the Conditions, according to the following formula:

$$Rfactor_t = 1 - \frac{Div_t}{S_{t-1}}$$

where

Div_t is the dividend to be paid out in respect of the Underlying Stock and the relevant ex-dividend date which shall be considered net of any applicable withholding taxes.

CashRate_t means, in respect of each Observation Date(t), the Overnight HKD Hong Kong Interbank Offered Rate (HIBOR) Fixing, as published on Reuters RIC HIKDOND= or any successor page, being the rate as of day (t), provided that if any of such rate is not available, then that rate shall be determined by reference to the latest available rate that was published on the relevant Reuters page. Upon the occurrence or likely occurrence, as determined by the Calculation Agent, of modification, the permanent or indefinite cancellation or cessation in the provision of HIBOR, or a regulator or other official sector entity prohibits the use of HIBOR, the Calculation Agent may make adjustments as it may determine appropriate to account for the relevant event or circumstance, including but not limited to using any alternative rates from such date, with or without retroactive effect as the Calculation Agent may in its sole and absolute discretion determine.

%SpreadLevel_t means, in respect of each Observation Date(t), a rate which shall be determined with respect to such Valuation Date(t) by the Calculation Agent as the difference between (1) the 12-month HKD Hong Kong Interbank Offered Rate (HIBOR) Fixing, as published on Reuters RIC HIKD1YD= and (2) Overnight HKD Hong Kong Interbank Offered Rate (HIBOR) Fixing, as published on Reuters RIC HIKDOND= or any successor page, each being the rate as of day (t), provided that if any of such rates is not available, then that rate shall be determined by reference to the latest available rate that was published on the relevant Reuters page. Upon the occurrence or likely occurrence, as determined by the Calculation Agent, of modification, the permanent or indefinite cancellation or cessation in the provision of HIBOR, or a regulator or other official sector entity prohibits the use of HIBOR, the Calculation Agent may make adjustments as it may determine appropriate to account for the relevant event or circumstance, including but not limited to using any alternative rates from such date, with or without retroactive effect as the Calculation Agent may in its sole and absolute discretion determine.

Provided that if such difference is negative, **%SpreadLevel_t** should be 0%.

ACT(t-1,t) ACT (t-1;t) means the number of calendar days between the Underlying Stock Business Day immediately preceding the Observation Date (which is "t-1") (included) and the Observation Date (which is "t") (excluded).

**Benchmark
Fallback**

upon the occurrence or likely occurrence, as determined by the Calculation Agent, of a Reference Rate Event, the Calculation Agent may make adjustments as it may determine appropriate to account for the relevant event or circumstance, including but not limited to using any alternative rates from such date, with or without retroactive effect as the Calculation Agent may in its sole and absolute discretion determine.

**Reference Rate
Event**

means, in respect of the Reference Rate any of the following has occurred or will occur:

(i) a Reference Rate Cessation;

(ii) an Administrator/Benchmark Event; or

(iii) a Reference Rate is, with respect to over-the-counter derivatives transactions which reference such Reference Rate, the subject of any market-wide development formally agreed upon by the International Swaps and Derivative Association (ISDA) or the Asia Securities Industry & Financial Markets Association (ASIFMA), pursuant to which such Reference Rate is, on a specified date, replaced with a risk-free rate (or near risk-free rate) established in order to comply with the recommendations in the Financial Stability Board's paper titled "Reforming Major Interest Rate Benchmarks" dated 22 July 2014.

**Reference Rate
Cessation**

means, for a Reference Rate, the occurrence of one or more of the following events:

(i) a public statement or publication of information by or on behalf of the administrator of the Reference Rate announcing that it has ceased or will cease to provide the Reference Rate permanently or indefinitely, provided that, at the time of the statement or publication, there is no successor administrator that will continue to provide the Reference Rate;

(ii) a public statement or publication of information by the regulatory supervisor for the administrator of the Reference Rate, the central bank for the currency of the Reference Rate, an insolvency official with jurisdiction over the administrator for the Reference Rate, a resolution authority with jurisdiction over the administrator for the Reference Rate or a court or an entity with similar insolvency or resolution authority over the administrator for the Reference Rate, which states that the administrator of the Reference Rate has ceased or will cease to provide the Reference Rate permanently or indefinitely, provided that, at the time of the statement or publication, there is no successor administrator that will continue to provide the Reference Rate; or

(iii) in respect of a Reference Rate, a public statement or publication of information by the regulatory supervisor for the administrator of such Reference Rate announcing that (a) the regulatory supervisor has determined that such Reference Rate is no longer, or as of a specified future date will no longer be, representative of the underlying market and economic reality that such Reference Rate is intended to measure and that representativeness will not be restored and (b) it is being made in the awareness that the statement or publication will engage certain contractual triggers for fallbacks activated by pre-cessation announcements by such supervisor (howsoever described) in contracts;

Administrator/ Benchmark Event	means, for a Reference Rate, any authorisation, registration, recognition, endorsement, equivalence decision, approval or inclusion in any official register in respect of the Reference Rate or the administrator or sponsor of the Benchmark has not been, or will not be, obtained or has been, or will be, rejected, refused, suspended or withdrawn by the relevant competent authority or other relevant official body, in each case with the effect that either the Issuer, the Calculation Agent or any other entity is not, or will not be, permitted under any applicable law or regulation to use the Reference Rate to perform its or their respective obligations under the Certificates.
Reference Rate(s)	means the rate(s) used in the Leverage Strategy Formula, for example SORA, SOFR and US Federal Funds Effective Rate.

Extraordinary Strategy Adjustment for Performance Reasons (“Air Bag Mechanism”)

Extraordinary Strategy Adjustment for Performance Reasons	If the Calculation Agent determines that an Intraday Restrike Event has occurred during an Observation Date(t) (the Intraday Restrike Date , noted hereafter IRD), an adjustment (an Extraordinary Strategy Adjustment for Performance Reasons) shall take place during such Observation Date(t) in accordance with the following provisions.
--	--

(1) Provided the last Intraday Restrike Observation Period as of such Intraday Restrike Date does not end on the TimeReferenceClosing, the Leverage Strategy Closing Level on the Intraday Restrike Date (LSL_{IRD}) should be computed as follows :

$$LSL_{IRD} = \text{Max}[ILSL_{IR(n)} \times (1 + ILR_{IR(n),IR(C)} - IRC_{IR(n),IR(C)}), 0]$$

(2) If the last Intraday Restrike Event Observation Period on the relevant Intraday Restrike Date ends on the TimeReferenceClosing:

$$LSL_{IRD} = \text{Max}[ILSL_{IR(n)}, 0]$$

$ILSL_{IR(k)}$	means, in respect of $IR(k)$, the Intraday Leverage Strategy Level in accordance with the following provisions :
----------------------------------	---

(1) for $k = 1$:

$$ILSL_{IR(1)} = \text{Max}[LSL_{IRD-1} \times (1 + ILR_{IR(0),IR(1)} - FC_{IRD-1,IRD} - IRC_{IR(0),IR(1)}), 0]$$

(2) for $k > 1$:

$$ILSL_{IR(k)} = \text{Max}[ILSL_{IR(k-1)} \times (1 + ILR_{IR(k-1),IR(k)} - IRC_{IR(k-1),IR(k)}), 0]$$

$ILR_{IR(k-1),IR(k)}$	means the Intraday Leveraged Return between $IR(k-1)$ and $IR(k)$, calculated as follows :
---	---

$$ILR_{IR(k-1),IR(k)} = \text{Leverage} \times \left(\frac{IS_{IR(k)}}{IS_{IR(k-1)}} - 1 \right)$$

$IRC_{IR(k-1),IR(k)}$	means the Intraday Rebalancing Cost of the Leverage Strategy in respect of $IR(k)$ on a given Intraday Restrike Date, calculated as follows :
---	---

$$IRC_{IR(k-1),IR(k)} = \text{Leverage} \times (\text{Leverage} - 1) \times \left(\left| \frac{IS_{IR(k)}}{IS_{IR(k-1)}} - 1 \right| \right) \times TC$$

$IS_{IR(k)}$	<p>means the Underlying Stock Price in respect of IR(k) computed as follows:</p> <p>(1) for k=0</p> $IS_{IR(0)} = S_{IRD-1} \times Rfactor_{IRD}$ <p>(2) for k=1 to n</p> <p>means in respect of IR(k), the lowest price of the Underlying Stock during the respective Intraday Restrike Observation Period</p> <p>(3) with respect to IR(C)</p> $IS_{IR(C)} = S_{IRD}$ <p>In each case, subject to the adjustments and provisions of the Conditions.</p>
IR(k)	<p>For k=0, means the scheduled close for the Relevant Stock Exchange for the Underlying Stock (or any successor thereto) on the Observation Date immediately preceding the relevant Intraday Restrike Date;</p> <p>For k=1 to n, means the kth Intraday Restrike Event on the relevant Intraday Restrike Date.</p>
IR(C)	means the scheduled close for the Relevant Stock Exchange for the Underlying Stock (or any successor thereto) on the relevant Intraday Restrike Date.
n	means the number of Intraday Restrike Events that occurred on the relevant Intraday Restrike Date.
Intraday Restrike Event	<p>means in respect of an Observation Date(t):</p> <p>(1) provided no Intraday Restrike Event has previously occurred on such Observation Date (t), the decrease at any Calculation Time of the Underlying Stock price by 15% or more compared with the relevant Underlying Stock Price $IS_{IR(0)}$ as of such Calculation Time.</p> <p>(2) if k Intraday Restrike Events have occurred on the relevant Intraday Restrike Date, the decrease at any Calculation Time of the Underlying Stock price by 15% or more compared with the relevant Underlying Stock Price $IS_{IR(k)}$ as of such Calculation Time.</p>
Calculation Time	means any time between the TimeReferenceOpening and the TimeReferenceClosing, provided that the relevant data is available to enable the Calculation Agent to determine the Leverage Strategy Level.
TimeReferenceOpening	means the scheduled opening time for the Relevant Stock Exchange for the Underlying Stock (or any successor thereto).
TimeReferenceClosing	means the scheduled closing time for the Relevant Stock Exchange for the Underlying Stock (or any successor thereto).
Intraday Restrike Event	means in respect of an Intraday Restrike Event, the period starting on and

Observation Period excluding the Intraday Restrike Event Time and finishing on and including the sooner between (1) the time falling 15 minutes after the Intraday Restrike Event Time and (2) the TimeReferenceClosing.

Where, during such period, the Calculation Agent determines that (1) the trading in the Underlying Stock is disrupted or subject to suspension or limitation or (2) the Relevant Stock Exchange for the Underlying Stock is not open for continuous trading, the Intraday Restrike Event Observation Period will be extended to the extent necessary until (1) the trading in the Underlying Stock is no longer disrupted, suspended or limited and (2) the Relevant Stock Exchange for the Underlying Stock is open for continuous trading.

Intraday Restrike Event Time means in respect of an Intraday Restrike Event, the Calculation Time on which such event occurs.

The Conditions set out in the section headed “Terms and Conditions of the European Style Cash Settled Long/Short Certificates on Single Equities” in the Base Listing Document are set out below. This section is qualified in its entirety by reference to the detailed information appearing elsewhere in this document which shall, to the extent so specified or to the extent inconsistent with the relevant Conditions set out below, replace or modify the relevant Conditions for the purpose of the Certificates.

TERMS AND CONDITIONS OF

THE EUROPEAN STYLE CASH SETTLED LONG/SHORT CERTIFICATES ON SINGLE EQUITIES

1. Form, Status and Guarantee, Transfer and Title

- (a) *Form.* The Certificates (which expression shall, unless the context otherwise requires, include any further certificates issued pursuant to Condition 11) are issued subject to and with the benefit of:-
- (i) a master instrument by way of deed poll (the “**Master Instrument**”) dated 18 June 2021, made by SG Issuer (the “**Issuer**”) and Société Générale (the “**Guarantor**”); and
 - (ii) a warrant agent agreement (the “**Master Warrant Agent Agreement**” or “**Warrant Agent Agreement**”) dated any time before or on the Closing Date, made between the Issuer and the Warrant Agent for the Certificates.

Copies of the Master Instrument and the Master Warrant Agent Agreement or Warrant Agent Agreement are available for inspection at the specified office of the Warrant Agent.

The holders of the Certificates (the “**Certificate Holders**”) are entitled to the benefit of, are bound by and are deemed to have notice of all the provisions of the Master Instrument and the Master Warrant Agent Agreement or Warrant Agent Agreement.

- (b) *Status and Guarantee.* The Certificates constitute direct, general and unsecured obligations of the Issuer and rank, and will rank, equally among themselves and *pari passu* with all other present and future unsecured and unsubordinated obligations of the Issuer (save for statutorily preferred exceptions). The Certificates provide for cash settlement on exercise. The Certificates do not entitle Certificate Holders to the delivery of any Underlying Stock, are not secured by the Underlying Stock and do not entitle Certificate Holders to any interest in any Underlying Stock.

The due and punctual payment of any amounts due by the Issuer in respect of the Certificates issued by the Issuer is unconditionally and irrevocably guaranteed by the Guarantor as provided in the Guarantee (each such amount payable under the Guarantee, a “**Guarantee Obligation**”).

The Guarantee Obligations will constitute direct, unconditional, unsecured and unsubordinated obligations of the Guarantor ranking as senior preferred obligations as provided for in Article L. 613-30-3 I 3° of the French Code *Monétaire et Financier* (the “**Code**”).

Such Guarantee Obligations rank and will rank equally and rateably without any preference or priority among themselves and:

- (i) *pari passu* with all other direct, unconditional, unsecured and unsubordinated

obligations of the Guarantor outstanding as of the date of the entry into force of the law no. 2016-1691 (the “**Law**”) on 11 December 2016;

- (ii) *pari passu* with all other present or future direct, unconditional, unsecured and senior preferred obligations (as provided for in Article L. 613-30-3 I 3° of the Code) of the Guarantor issued after the date of the entry into force of the Law on 11 December 2016;
- (iii) junior to all present or future claims of the Guarantor benefiting from the statutorily preferred exceptions; and
- (iv) senior to all present and future senior non-preferred obligations (as provided for in Article L.613-30-3 I 4° of the Code) of the Guarantor.

In the event of the failure of the Issuer to promptly perform its obligations to any Certificate Holder under the terms of the Certificates, such Certificate Holder may, but is not obliged to, give written notice to the Guarantor at Société Générale, Tour Société Générale, 75886 Paris Cedex 18, France marked for the attention of SEGL/JUR/OMF - Market Transactions & Financing.

- (c) **Transfer.** The Certificates are represented by a global warrant certificate (“**Global Warrant**”) which will be deposited with The Central Depository (Pte) Limited (“**CDP**”). Certificates in definitive form will not be issued. Transfers of Certificates may be effected only in Board Lots or integral multiples thereof. All transactions in (including transfers of) Certificates, in the open market or otherwise, must be effected through a securities account with CDP. Title will pass upon registration of the transfer in the records maintained by CDP.
- (d) **Title.** Each person who is for the time being shown in the records maintained by CDP as entitled to a particular number of Certificates shall be treated by the Issuer, the Guarantor and the Warrant Agent as the holder and absolute owner of such number of Certificates, notwithstanding any notice to the contrary. The expression “**Certificate Holder**” shall be construed accordingly.
- (e) **Bail-In.** By the acquisition of Certificates, each Certificate Holder (which, for the purposes of this Condition, includes any current or future holder of a beneficial interest in the Certificates) acknowledges, accepts, consents and agrees:
 - (i) to be bound by the effect of the exercise of the Bail-In Power (as defined below) by the Relevant Resolution Authority (as defined below) on the Issuer’s liabilities under the Certificates, which may include and result in any of the following, or some combination thereof:
 - (A) the reduction of all, or a portion, of the Amounts Due (as defined below), on a permanent basis;
 - (B) the conversion of all, or a portion, of the Amounts Due into shares, other securities or other obligations of the Issuer or the Guarantor or another person (and the issue to the Certificate Holder of such shares, securities or obligations), including by means of an amendment, modification or variation of the Conditions of the Certificates, in which case the Certificate Holder agrees to accept in lieu of its rights under the Certificates any such shares, other securities or other obligations of the Issuer or the Guarantor or another person;

- (C) the cancellation of the Certificates; and/or
- (D) the amendment or alteration of the expiration of the Certificates or amendment of the amounts payable on the Certificates, or the date on which the amounts become payable, including by suspending payment for a temporary period; and

that terms of the Certificates are subject to, and may be varied, if necessary, to give effect to the exercise of the Bail-In Power by the Relevant Resolution Authority or the regulator,

(the “**Statutory Bail-In**”);

- (ii) if the Relevant Resolution Authority exercises its Bail-In Power on liabilities of the Guarantor, pursuant to Article L.613-30-3-I-3 of the French Monetary and Financial Code (the “**M&F Code**”):

- (A) ranking:
 - (1) junior to liabilities of the Guarantor benefitting from statutorily preferred exceptions pursuant to Article L.613-30-3-I 1° and 2 of the M&F Code;
 - (2) *pari passu* with liabilities of the Guarantor as defined in Article L.613-30-3-I-3 of the M&F Code; and
 - (3) senior to liabilities of the Guarantor as defined in Article L.613-30-3-I-4 of the M&F Code; and
- (B) which are not *titres non structurés* as defined under Article R.613-28 of the M&F Code, and
- (C) which are not or are no longer eligible to be taken into account for the purposes of the MREL (as defined below) ratio of the Guarantor

and such exercise of the Bail-In Power results in the write-down or cancellation of all, or a portion of, the principal amount of, or the outstanding amount payable in respect of, and/or interest on, such liabilities, and/or the conversion of all, or a portion, of the principal amount of, or the outstanding amount payable in respect of, or interest on, such liabilities into shares or other securities or other obligations of the Guarantor or another person, including by means of variation to their terms and conditions in order to give effect to such exercise of Bail-In Power, then the Issuer’s obligations under the Certificates will be limited to (i) payment of the amount as reduced or cancelled that would be recoverable by the Certificate Holders and/or (ii) the delivery or the payment of value of the shares or other securities or other obligations of the Guarantor or another person that would be paid or delivered to the Certificate Holders as if, in either case, the Certificates had been directly issued by the Guarantor itself, and as if any Amount Due under the Certificates had accordingly been directly subject to the exercise of the Bail-In Power (the “**Contractual Bail-in**”).

No repayment or payment of the Amounts Due will become due and payable or be paid after the exercise of the Statutory Bail-In with respect to the Issuer or the Guarantor unless, at the time such repayment or payment, respectively, is scheduled to become due, such repayment or payment would be permitted to be made by the Issuer or the Guarantor under the applicable laws and regulations in effect in France or Luxembourg

and the European Union applicable to the Issuer or the Guarantor or other members of its group.

No repayment or payment of the Amounts Due will become due and payable or be paid under the Certificates issued by SG Issuer after implementation of the Contractual Bail-in.

Upon the exercise of the Statutory Bail-in or upon implementation of the Contractual Bail-in with respect to the Certificates, the Issuer or the Guarantor will provide a written notice to the Certificate Holders in accordance with Condition 9 as soon as practicable regarding such exercise of the Statutory Bail-in or implementation of the Contractual Bail-in. Any delay or failure by the Issuer or the Guarantor to give notice shall not affect the validity and enforceability of the Statutory Bail-in or Contractual Bail-in nor the effects on the Certificates described above.

Neither a cancellation of the Certificates, a reduction, in part or in full, of the Amounts Due, the conversion thereof into another security or obligation of the Issuer or the Guarantor or another person, as a result of the exercise of the Statutory Bail-in or the implementation of the Contractual Bail-in with respect to the Certificates will be an event of default or otherwise constitute non-performance of a contractual obligation, or entitle the Certificate Holder to any remedies (including equitable remedies) which are hereby expressly waived.

The matters set forth in this Condition shall be exhaustive on the foregoing matters to the exclusion of any other agreements, arrangements or understandings between the Issuer, the Guarantor and each Certificate Holder. No expenses necessary for the procedures under this Condition, including, but not limited to, those incurred by the Issuer and the Guarantor, shall be borne by any Certificate Holder.

For the purposes of this Condition:

“Amounts Due” means any amounts due by the Issuer under the Certificates.

“Bail-In Power” means any statutory cancellation, write-down and/or conversion power existing from time to time under any laws, regulations, rules or requirements relating to the resolution of banks, banking group companies, credit institutions and/or investment firms, including but not limited to any such laws, regulations, rules or requirements that are implemented, adopted or enacted within the context of a European Union directive or regulation of the European Parliament and of the Council establishing a framework for the recovery and resolution of credit institutions and investment firms, or any other applicable laws or regulations, as amended, or otherwise, pursuant to which obligations of a bank, banking group company, credit institution or investment firm or any of its affiliates can be reduced, cancelled and/or converted into shares or other securities or obligations of the obligor or any other person.

“MREL” means the Minimum Requirement for own funds and Eligible Liabilities as defined in Directive 2014/59/EU of the European Parliament and of the Council of 15 May 2014 establishing a framework for the recovery and resolution of credit institutions and investment firms (as amended from time to time).

“Relevant Resolution Authority” means any authority with the ability to exercise the Bail-in Power on Societe Generale or SG Issuer as the case may be.

2. Certificate Rights and Exercise Expenses

- (a) **Certificate Rights.** Every Certificate entitles each Certificate Holder, upon due exercise and on compliance with Condition 4, to payment by the Issuer of the Cash Settlement Amount (as defined below) (if any) in the manner set out in Condition 4.

The “**Cash Settlement Amount**”, in respect of each Certificate, shall be an amount payable in the Settlement Currency equal to the Closing Level multiplied by the Notional Amount per Certificate.

The “**Closing Level**”, in respect of each Certificate, shall be an amount payable in the Settlement Currency equal to:

$$\left(\frac{\text{Final Reference Level} \times \text{Final Exchange Rate}}{\text{Initial Reference Level} \times \text{Initial Exchange Rate}} - \text{Strike Level} \right) \times \text{Hedging Fee Factor}$$

If the Issuer determines, in its sole discretion, that on the Valuation Date or any Observation Date a Market Disruption Event has occurred, then that Valuation Date or Observation Date shall be postponed until the first succeeding Exchange Business Day or Underlying Stock Business Day, as the case may be, on which there is no Market Disruption Event, unless there is a Market Disruption Event on each of the five Exchange Business Days or Underlying Stock Business Days, as the case may be, immediately following the original date that, but for the Market Disruption Event, would have been a Valuation Date or an Observation Date. In that case:-

- (i) that fifth Exchange Business Day or Underlying Stock Business Day, as the case may be, shall be deemed to be the Valuation Date or the Observation Date notwithstanding the Market Disruption Event; and
- (ii) the Issuer shall determine the Final Reference Level or the relevant closing level on the basis of its good faith estimate of the Final Reference Level or the relevant closing level that would have prevailed on that fifth Exchange Business Day or Underlying Stock Business Day, as the case may be, but for the Market Disruption Event.

“**Market Disruption Event**” means the occurrence or existence of (i) any suspension of trading on the Relevant Stock Exchange of the Underlying Stock requested by the Company if that suspension is, in the determination of the Issuer, material, (ii) any suspension of or limitation imposed on trading (including but not limited to unforeseen circumstances such as by reason of movements in price exceeding limits permitted by the Relevant Stock Exchange or any act of God, war, riot, public disorder, explosion, terrorism or otherwise) on the Relevant Stock Exchange in the Underlying Stock if that suspension or limitation is, in the determination of the Issuer, material, or (iii) the closing of the Relevant Stock Exchange or a disruption to trading on the Relevant Stock Exchange if that disruption is, in the determination of the Issuer, material as a result of the occurrence of any act of God, war, riot, public disorder, explosion or terrorism.

- (b) **Exercise Expenses.** Certificate Holders will be required to pay all charges which are incurred in respect of the exercise of the Certificates (the “**Exercise Expenses**”). An amount equivalent to the Exercise Expenses will be deducted by the Issuer from the Cash Settlement Amount in accordance with Condition 4. Notwithstanding the foregoing, the Certificate Holders shall account to the Issuer on demand for any Exercise Expenses to the extent that they were not or could not be deducted from the Cash Settlement Amount prior to the date of payment of the Cash Settlement Amount

to the Certificate Holders in accordance with Condition 4.

- (c) **No Rights.** The purchase of Certificates does not confer on the Certificate Holders any right (whether in respect of voting, dividend or other distributions in respect of the Underlying Stock or otherwise) which the holder of an Underlying Stock may have.

3. **Expiry Date**

Unless automatically exercised in accordance with Condition 4(b), the Certificates shall be deemed to expire at 10:00 a.m. (Singapore time) on the Expiry Date or if the Expiry Date is not a Business Day (as defined below), the immediately preceding Business Day.

4. **Exercise of Certificates**

- (a) **Exercise.** Certificates may only be exercised on the Expiry Date or if the Expiry Date is not a Business Day, the immediately preceding Business Day, in accordance with Condition 4(b).
- (b) **Automatic Exercise.** Certificate Holders shall not be required to deliver an exercise notice. Exercise of Certificates shall be determined by whether the Cash Settlement Amount (less any Exercise Expenses) is positive. If the Cash Settlement Amount (less any Exercise Expenses) is positive, all Certificates shall be deemed to have been automatically exercised at 10:00 a.m. (Singapore time) on the Expiry Date or if the Expiry Date is not a Business Day, the immediately preceding Business Day. The Cash Settlement Amount less the Exercise Expenses in respect of the Certificates shall be paid in the manner set out in Condition 4(c) below. In the event the Cash Settlement Amount (less any Exercise Expenses) is zero, all Certificates shall be deemed to have expired at 10:00 a.m. (Singapore time) on the Expiry Date or if the Expiry Date is not a Business Day, the immediately preceding Business Day, and Certificate Holders shall not be entitled to receive any payment from the Issuer in respect of the Certificates.
- (c) **Settlement.** In respect of Certificates which are automatically exercised in accordance with Condition 4(b), the Issuer will pay to the relevant Certificate Holder the Cash Settlement Amount (if any) in the Settlement Currency. The aggregate Cash Settlement Amount (less any Exercise Expenses) shall be despatched as soon as practicable and no later than five Business Days following the Expiry Date by way of crossed cheque or other payment in immediately available funds drawn in favour of the Certificate Holder only (or, in the case of joint Certificate Holders, the first-named Certificate Holder) appearing in the records maintained by CDP. Any payment made pursuant to this Condition 4(c) shall be delivered at the risk and expense of the Certificate Holder and posted to the Certificate Holder's address appearing in the records maintained by CDP (or, in the case of joint Certificate Holders, to the address of the first-named Certificate Holder appearing in the records maintained by CDP). If the Cash Settlement Amount is equal to or less than the determined Exercise Expenses, no amount is payable.
- (d) **CDP not liable.** CDP shall not be liable to any Certificate Holder with respect to any action taken or omitted to be taken by the Issuer or the Warrant Agent in connection with the exercise of the Certificates or otherwise pursuant to or in connection with these Conditions.
- (e) **Business Day.** In these Conditions, a "**Business Day**" shall be a day on which the SGX-ST is open for dealings in Singapore during its normal trading hours and banks are open for business in Singapore.

5. Warrant Agent

- (a) *Warrant Agent.* The Issuer reserves the right, subject to the appointment of a successor, at any time to vary or terminate the appointment of the Warrant Agent and to appoint another Warrant Agent provided that it will at all times maintain a Warrant Agent which, so long as the Certificates are listed on the SGX-ST, shall be in Singapore. Notice of any such termination or appointment and of any change in the specified office of the Warrant Agent will be given to the Certificate Holders in accordance with Condition 9.
- (b) *Agent of Issuer.* The Warrant Agent will be acting as agent of the Issuer and will not assume any obligation or duty to or any relationship of agency or trust for the Certificate Holders. All determinations and calculations by the Warrant Agent under these Conditions shall (save in the case of manifest error) be final and binding on the Issuer and the Certificate Holders.

6. Adjustments

- (a) *Potential Adjustment Event.* Following the declaration by a Company of the terms of any Potential Adjustment Event (as defined below), the Issuer will determine whether such Potential Adjustment Event has a dilutive or concentrative or other effect on the theoretical value of the Underlying Stock and, if so, will (i) make the corresponding adjustment, if any, to any one or more of the Conditions as the Issuer determines appropriate to account for that dilutive or concentrative or other effect, and (ii) determine the effective date of that adjustment. The Issuer may, but need not, determine the appropriate adjustment by reference to the adjustment in respect of such Potential Adjustment Event made by an exchange on which options or futures contracts on the Underlying Stock are traded.
- (b) *Definitions.* **"Potential Adjustment Event"** means any of the following:
 - (i) a subdivision, consolidation, reclassification or other restructuring of the Underlying Stock (excluding a Merger Event) or a free distribution or dividend of any such Underlying Stock to existing holders by way of bonus, capitalisation or similar issue;
 - (ii) a distribution or dividend to existing holders of the Underlying Stock of (1) such Underlying Stock, or (2) other share capital or securities granting the right to payment of dividends and/or the proceeds of liquidation of the Company equally or proportionately with such payments to holders of such Underlying Stock, or (3) share capital or other securities of another issuer acquired by the Company as a result of a "spin-off" or other similar transaction, or (4) any other type of securities, rights or warrants or other assets, in any case for payment (in cash or otherwise) at less than the prevailing market price as determined by the Issuer;
 - (iii) an extraordinary dividend;
 - (iv) a call by the Company in respect of the Underlying Stock that is not fully paid;
 - (v) a repurchase by the Company of the Underlying Stock whether out of profits or capital and whether the consideration for such repurchase is cash, securities or otherwise;
 - (vi) with respect to a Company an event that results in any shareholder rights

pursuant to a shareholder rights agreement or other plan or arrangement of the type commonly referred to as a “poison pill” being distributed, or becoming separated from shares of common stock or other shares of the capital stock of such Company (provided that any adjustment effected as a result of such an event shall be readjusted upon any redemption of such rights); or

- (vii) any other event that may have, in the opinion of the Issuer, a dilutive or concentrative or other effect on the theoretical value of the Underlying Stock.
- (c) *Merger Event, Tender Offer, Nationalisation and Insolvency.* If a Merger Event, Tender Offer, Nationalisation or Insolvency occurs in relation to the Underlying Stock, the Issuer may take any action described below:
- (i) determine the appropriate adjustment, if any, to be made to any one or more of the Conditions to account for the Merger Event, Tender Offer, Nationalisation or Insolvency, as the case may be, and determine the effective date of that adjustment. The Issuer may, but need not, determine the appropriate adjustment by reference to the adjustment in respect of the Merger Event, Tender Offer, Nationalisation or Insolvency made by an options exchange to options on the Underlying Stock traded on that options exchange;
 - (ii) cancel the Certificates by giving notice to the Certificate Holders in accordance with Condition 9. If the Certificates are so cancelled, the Issuer will pay an amount to each Certificate Holder in respect of each Certificate held by such Certificate Holder which amount shall be the fair market value of a Certificate taking into account the Merger Event, Tender Offer, Nationalisation or Insolvency, as the case may be, less the cost to the Issuer and/or any of its affiliates of unwinding any underlying related hedging arrangements, all as determined by the Issuer in its reasonable discretion. Payment will be made in such manner as shall be notified to the Certificate Holders in accordance with Condition 9; or
 - (iii) following any adjustment to the settlement terms of options on the Underlying Stock on such exchange(s) or trading system(s) or quotation system(s) as the Issuer in its reasonable discretion shall select (the “**Option Reference Source**”) make a corresponding adjustment to any one or more of the Conditions, which adjustment will be effective as of the date determined by the Issuer to be the effective date of the corresponding adjustment made by the Option Reference Source. If options on the Underlying Stock are not traded on the Option Reference Source, the Issuer will make such adjustment, if any, to any one or more of the Conditions as the Issuer determines appropriate, with reference to the rules and precedents (if any) set by the Option Reference Source, to account for the Merger Event, Tender Offer, Nationalisation or Insolvency, as the case may be, that in the determination of the Issuer would have given rise to an adjustment by the Option Reference Source if such options were so traded.

Once the Issuer determines that its proposed course of action in connection with a Merger Event, Tender Offer, Nationalisation or Insolvency, it shall give notice to the Certificate Holders in accordance with Condition 9 stating the occurrence of the Merger Event, Tender Offer, Nationalisation or Insolvency, as the case may be, giving details thereof and the action proposed to be taken in relation thereto. Certificate Holders should be aware that due to the nature of such events, the Issuer will not make an

immediate determination of its proposed course of action or adjustment upon the announcement or occurrence of a Merger Event, Tender Offer, Nationalisation or Insolvency.

- (d) *Definitions.* “**Insolvency**” means that by reason of the voluntary or involuntary liquidation, bankruptcy, insolvency, dissolution or winding-up of or any analogous proceeding affecting a Company (i) all the Underlying Stock of that Company is required to be transferred to a trustee, liquidator or other similar official or (ii) holders of the Underlying Stock of that Company become legally prohibited from transferring them. “**Merger Date**” means the closing date of a Merger Event or, where a closing date cannot be determined under the local law applicable to such Merger Event, such other date as determined by the Issuer. “**Merger Event**” means, in respect of the Underlying Stock, any (i) reclassification or change of such Underlying Stock that results in a transfer of or an irrevocable commitment to transfer all of such Underlying Stock outstanding to another entity or person, (ii) consolidation, amalgamation, merger or binding share exchange of a Company with or into another entity or person (other than a consolidation, amalgamation, merger or binding share exchange in which such Company is the continuing entity and which does not result in reclassification or change of all of such Underlying Stock outstanding), (iii) takeover offer, exchange offer, solicitation, proposal or other event by any entity or person to purchase or otherwise obtain 100 per cent. of the outstanding Underlying Stock of the Company that results in a transfer of or an irrevocable commitment to transfer all such Underlying Stock (other than such Underlying Stock owned or controlled by such other entity or person), or (iv) consolidation, amalgamation, merger or binding share exchange of the Company or its subsidiaries with or into another entity in which the Company is the continuing entity and which does not result in a reclassification or change of all such Underlying Stock outstanding but results in the outstanding Underlying Stock (other than Underlying Stock owned or controlled by such other entity) immediately prior to such event collectively representing less than 50 per cent. of the outstanding Underlying Stock immediately following such event, in each case if the Merger Date is on or before the Valuation Date. “**Nationalisation**” means that all the Underlying Stock or all or substantially all of the assets of a Company are nationalised, expropriated or are otherwise required to be transferred to any governmental agency, authority, entity or instrumentality thereof. “**Tender Offer**” means a takeover offer, tender offer, exchange offer, solicitation, proposal or other event by any entity or person that results in such entity or person purchasing, or otherwise obtaining or having the right to obtain, by conversion or other means, greater than 10 per cent. and less than 100 per cent. of the outstanding voting shares of the Company, as determined by the Issuer, based upon the making of filings with governmental or self-regulatory agencies or such other information as the Issuer deems relevant.
- (e) *Other Adjustments.* Except as provided in this Condition 6 and Conditions 10 and 12, adjustments will not be made in any other circumstances, subject to the right reserved by the Issuer (such right to be exercised in the Issuer's sole discretion and without any obligation whatsoever) to make such adjustments and amendments as it believes appropriate in circumstances where an event or events occur which it believes in its sole discretion (and notwithstanding any prior adjustment made pursuant to the above) should, in the context of the issue of the Certificates and the obligations of the Issuer, give rise to such adjustment or, as the case may be, amendment provided that such adjustment or, as the case may be, amendment is considered by the Issuer not to be materially prejudicial to the Certificate Holders generally (without considering the

circumstances of any individual Certificate Holder or the tax or other consequences of such adjustment or amendment in any particular jurisdiction).

- (f) *Notice of Adjustments.* All determinations made by the Issuer pursuant hereto will be conclusive and binding on the Certificate Holders. The Issuer will give, or procure that there is given, notice as soon as practicable of any adjustment and of the date from which such adjustment is effective by publication in accordance with Condition 9. For the avoidance of doubt, no notice will be given if the Issuer determines that adjustments will not be made.

7. Purchases

The Issuer, the Guarantor or any of their respective subsidiaries may at any time purchase Certificates at any price in the open market or by tender or by private treaty. Any Certificates so purchased may be held or resold or surrendered for cancellation.

8. Meetings of Certificate Holders; Modification

- (a) *Meetings of Certificate Holders.* The Master Warrant Agent Agreement or Warrant Agent Agreement contains provisions for convening meetings of the Certificate Holders to consider any matter affecting their interests, including the sanctioning by Extraordinary Resolution (as defined in the Master Warrant Agent Agreement or Warrant Agent Agreement) of a modification of the provisions of the Certificates or of the Master Warrant Agent Agreement or Warrant Agent Agreement.

At least 21 days' notice (exclusive of the day on which the notice is given and of the day on which the meeting is held) specifying the date, time and place of the meeting shall be given to the Certificate Holders.

Such a meeting may be convened by the Issuer or by Certificate Holders holding not less than ten per cent. of the Certificates for the time being remaining unexercised. The quorum at any such meeting for passing an Extraordinary Resolution will be two or more persons holding or representing not less than 25 per cent. of the Certificates for the time being remaining unexercised, or at any adjourned meeting, two or more persons being or representing Certificate Holders whatever the number of Certificates so held or represented.

A resolution will be an Extraordinary Resolution when it has been passed at a duly convened meeting by not less than three-quarters of the votes cast by such Certificate Holders who, being entitled to do so, vote in person or by proxy.

An Extraordinary Resolution passed at any meeting of the Certificate Holders shall be binding on all the Certificate Holders whether or not they are present at the meeting. Resolutions can be passed in writing if passed unanimously.

- (b) *Modification.* The Issuer may, without the consent of the Certificate Holders, effect (i) any modification of the provisions of the Certificates or the Master Instrument which is not materially prejudicial to the interests of the Certificate Holders or (ii) any modification of the provisions of the Certificates or the Master Instrument which is of a formal, minor or technical nature, which is made to correct an obvious error or which is necessary in order to comply with mandatory provisions of Singapore law. Any such modification shall be binding on the Certificate Holders and shall be notified to them by the Warrant Agent before the date such modification becomes effective or as soon as practicable thereafter in accordance with Condition 9.

9. Notices

- (a) *Documents.* All cheques and other documents required or permitted by these Conditions to be sent to a Certificate Holder or to which a Certificate Holder is entitled or which the Issuer shall have agreed to deliver to a Certificate Holder may be delivered by hand or sent by post addressed to the Certificate Holder at his address appearing in the records maintained by CDP or, in the case of joint Certificate Holders, addressed to the joint holder first named at his address appearing in the records maintained by CDP, and airmail post shall be used if that address is not in Singapore. All documents delivered or sent in accordance with this paragraph shall be delivered or sent at the risk of the relevant Certificate Holder.
- (b) *Notices.* All notices to Certificate Holders will be validly given if published in English on the web-site of the SGX-ST. Such notices shall be deemed to have been given on the date of the first such publication. If publication on the web-site of the SGX-ST is not practicable, notice will be given in such other manner as the Issuer may determine. The Issuer shall, at least one month prior to the expiry of any Certificate, give notice of the date of expiry of such Certificate in the manner prescribed above.

10. Liquidation

In the event of a liquidation or dissolution of the Company or the appointment of a liquidator (including a provisional liquidator) or receiver or judicial manager or trustee or administrator or analogous person under Singapore or other applicable law in respect of the whole or substantially the whole of its undertaking, property or assets, all unexercised Certificates will lapse and shall cease to be valid for any purpose, in the case of voluntary liquidation, on the effective date of the relevant resolution and, in the case of an involuntary liquidation or dissolution, on the date of the relevant court order or, in the case of the appointment of a liquidator (including a provisional liquidator) or receiver or judicial manager or trustee or administrator or analogous person under Singapore or other applicable law in respect of the whole or substantially the whole of its undertaking, property or assets, on the date when such appointment is effective but subject (in any such case) to any contrary mandatory requirement of law. In the event of the voluntary liquidation of the Company, the Issuer shall make such adjustments or amendments as it reasonably believes are appropriate in the circumstances.

11. Further Issues

The Issuer shall be at liberty from time to time, without the consent of the Certificate Holders, to create and issue further certificates so as to form a single series with the Certificates, subject to the approval of the SGX-ST.

12. Delisting

- (a) *Delisting.* If at any time, the Underlying Stock ceases to be listed on the Relevant Stock Exchange, the Issuer shall give effect to these Conditions in such manner and make such adjustments and amendments to the rights attaching to the Certificates as it shall, in its absolute discretion, consider appropriate to ensure, so far as it is reasonably able to do so, that the interests of the Certificate Holders generally are not materially prejudiced as a consequence of such delisting (without considering the individual circumstances of any Certificate Holder or the tax or other consequences that may result in any particular jurisdiction).
- (b) *Issuer's Determination.* The Issuer shall determine, in its absolute discretion, any adjustment or amendment and its determination shall be conclusive and binding on the Certificate Holders save in the case of manifest error. Notice of any adjustments or

amendments shall be given to the Certificate Holders in accordance with Condition 9 as soon as practicable after they are determined.

13. Early Termination

- (a) *Early Termination for Illegality and Force Majeure, etc.* If the Issuer determines that a Regulatory Event (as defined below) has occurred and, for reasons beyond its control, the performance of its obligations under the Certificates has become illegal or impractical in whole or in part for any reason, or the Issuer determines that, for reasons beyond its control, it is no longer legal or practical for it to maintain its hedging arrangements with respect to the Certificates for any reason, the Issuer may in its discretion and without obligation terminate the Certificates early in accordance with Condition 13(d).

Should any one or more of the provisions contained in the Conditions be or become invalid, the validity of the remaining provisions shall not in any way be affected thereby.

For the purposes of this Condition:

“Regulatory Event” means, following the occurrence of a Change in Law (as defined below) with respect to the Issuer and/or Société Générale as Guarantor or in any other capacity (including without limitation as hedging counterparty of the Issuer, market maker of the Certificates or direct or indirect shareholder or sponsor of the Issuer) or any of its affiliates involved in the issuer of the Certificates (hereafter the **“Relevant Affiliates”** and each of the Issuer, Société Générale and the Relevant Affiliates, a **“Relevant Entity”**) that, after the Certificates have been issued, (i) any Relevant Entity would incur a materially increased (as compared with circumstances existing prior to such event) amount of tax, duty, liability, penalty, expense, fee, cost or regulatory capital charge however defined or collateral requirements for performing its obligations under the Certificates or hedging the Issuer’s obligations under the Certificates, including, without limitation, due to clearing requirements of, or the absence of, clearing of the transactions entered into in connection with the issue of, or hedging the Issuer’s obligation under, the Certificates, (ii) it is or will become for any Relevant Entity impracticable, impossible (in each case, after using commercially reasonable efforts), unlawful, illegal or otherwise prohibited or contrary, in whole or in part, under any law, regulation, rule, judgement, order or directive of any governmental, administrative or judicial authority, or power, applicable to such Relevant Entity (a) to hold, acquire, issue, reissue, substitute, maintain, settle, or as the case may be, guarantee, the Certificates, (b) to acquire, hold, sponsor or dispose of any asset(s) (or any interest thereof) of any other transaction(s) such Relevant Entity may use in connection with the issue of the Certificates or to hedge the Issuer’s obligations under the Certificates, (c) to perform obligations in connection with, the Certificates or any contractual arrangement entered into between the Issuer and Société Générale or any Relevant Affiliate (including without limitation to hedge the Issuer’s obligations under the Certificates) or (d) to hold, acquire, maintain, increase, substitute or redeem all or a substantial part of its direct or indirect shareholding in the Issuer’s capital or the capital of any Relevant Affiliate or to directly or indirectly sponsor the Issuer or any Relevant Affiliate, or (iii) there is or may be a material adverse effect on a Relevant Entity in connection with the issue of the Certificates.

“Change in law” means (i) the adoption, enactment, promulgation, execution or ratification of any applicable new law, regulation or rule (including, without limitation, any applicable tax law, regulation or rule) after the Certificates have been issued, (ii)

the implementation or application of any applicable law, regulation or rule (including, without limitation, any applicable tax law, regulation or rule) already in force when the Certificates have been issued but in respect of which the manner of its implementation or application was not known or unclear at the time, or (iii) the change of any applicable law, regulation or rule existing when the Certificates are issued, or the change in the interpretation or application or practice relating thereto, existing when the Certificates are issued of any applicable law, regulation or rule, by any competent court, tribunal, regulatory authority or any other entity exercising executive, legislative, judicial, taxing, regulatory or administrative powers or functions of or pertaining to government (including any additional or alternative court, tribunal, authority or entity, to that existing when the Certificates are issued).

- (b) *Early Termination for Holding Limit Event.* The Issuer may in its discretion and without obligation terminate the Certificates early in accordance with Condition 13(d) where a Holding Limit Event (as defined below) occurs.

For the purposes of this Condition:

“Holding Limit Event” means, assuming the investor is the Issuer and/or any of its affiliates, the Issuer together with its affiliates, in aggregate hold, an interest in the Underlying Stock, constituting or likely to constitute (directly or indirectly) ownership, control or the power to vote a percentage of any class of voting securities of the Underlying Stock, of the Underlying Stock in excess of a percentage permitted or advisable, as determined by the Issuer, for the purpose of its compliance with the Bank Holding Company Act of 1956 as amended by Section 619 of the Dodd-Frank Wall Street Reform and Consumer Protection Act (the Volcker Rule), including any requests, regulations, rules, guidelines or directives made by the relevant governmental authority under, or issued by the relevant governmental authority in connection with, such statutes.

- (c) *Early Termination for other reasons.* The Issuer reserves the right (such right to be exercised in the Issuer’s sole and unfettered discretion and without any obligation whatsoever) to terminate the Certificates in accordance with Condition 13(d) where an event or events occur which it believes in its sole discretion should, in the context of the issue of the Certificates and the obligations of the Issuer, give rise to such termination provided that such termination (i) is considered by the Issuer not to be materially prejudicial to the interests of Certificate Holders generally (without considering the circumstances of any individual Certificate Holder or the tax or other consequences of such termination in any particular jurisdiction); or (ii) is otherwise considered by the Issuer to be appropriate and such termination is approved by the SGX-ST.
- (d) *Termination.* If the Issuer terminates the Certificates early, then the Issuer will give notice to the Certificate Holders in accordance with Condition 9. The Issuer will, if and to the extent permitted by applicable law, pay an amount to each Certificate Holder in respect of each Certificate held by such holder equal to the fair market value of a Certificate notwithstanding such illegality, impracticality or the relevant event less the cost to the Issuer of unwinding any underlying related hedging arrangements, all as determined by the Issuer in its sole and absolute discretion. Payment will be made in such manner as shall be notified to the Certificate Holders in accordance with Condition 9.

14. Substitution of the Issuer

The Issuer may be replaced by the Guarantor or any subsidiary of the Guarantor as principal obligor in respect of the Certificates without the consent of the relevant Certificate Holders. If the Issuer determines that it shall be replaced by the Guarantor or any subsidiary of the Guarantor (the “**Substituted Obligor**”), it shall give at least 90 days’ notice (exclusive of the day on which the notice is given and of the day on which the substitution is effected) specifying the date of the substitution, in accordance with Condition 9, to the Certificate Holders of such event and, immediately on the expiry of such notice, the Substituted Obligor shall become the principal obligor in place of the Issuer and the Certificate Holders shall thereupon cease to have any rights or claims whatsoever against the Issuer.

Upon any such substitution, all references to the Issuer in the Conditions and all agreements relating to the Certificates will be to the Substituted Obligor and the Certificates will be modified as required, and the Certificate Holders will be notified of the modified terms and conditions of such Certificates in accordance with Condition 9.

For the purposes of this Condition, it is expressly agreed that by subscribing to, acquiring or otherwise purchasing or holding the Certificates, the Certificate Holders are expressly deemed to have consented to the substitution of the Issuer by the Substituted Obligor and to the release of the Issuer from any and all obligations in respect of the Certificates and all agreements relating thereto and are expressly deemed to have accepted such substitution and the consequences thereof.

15. Governing Law

The Certificates, the Master Instrument and the Master Warrant Agent Agreement or Warrant Agent Agreement will be governed by and construed in accordance with Singapore law. The Issuer and the Guarantor and each Certificate Holder (by its purchase of the Certificates) shall be deemed to have submitted for all purposes in connection with the Certificates, the Master Instrument and the Master Warrant Agent Agreement or Warrant Agent Agreement to the non-exclusive jurisdiction of the courts of Singapore. The Guarantee shall be governed by and construed in accordance with Singapore law.

16. Prescription

Claims against the Issuer for payment of any amount in respect of the Certificates will become void unless made within six years of the Expiry Date and, thereafter, any sums payable in respect of such Certificates shall be forfeited and shall revert to the Issuer.

17. Contracts (Rights of Third Parties) Act, Chapter 53B of Singapore

Unless otherwise provided in the Global Warrant, the Master Instrument and the Master Warrant Agent Agreement or Warrant Agent Agreement, a person who is not a party to any contracts made pursuant to the Global Warrant, the Master Instrument and the Master Warrant Agent Agreement or Warrant Agent Agreement has no rights under the Contracts (Rights of Third Parties) Act, Chapter 53B of Singapore to enforce any terms of such contracts. Except as expressly provided herein, the consent of any third party is not required for any subsequent agreement by the parties hereto to amend or vary (including any release or compromise of any liability) or terminate such contracts.

SUMMARY OF THE ISSUE

The following is a summary of the issue and should be read in conjunction with, and is qualified by reference to, the other information set out in this document and the Base Listing Document. Terms used in this Summary are defined in the Conditions.

Issuer:	SG Issuer
Company:	Kuaishou Technology
The Certificates:	European Style Cash Settled Long Certificates relating to the Underlying Stock
Number:	8,400,000 Certificates
Form:	The Certificates will be issued subject to, and with the benefit of, a master instrument by way of deed poll dated 18 June 2021 (the “ Master Instrument ”) and executed by the Issuer and the Guarantor and a master warrant agent agreement dated 29 May 2017 (the “ Master Warrant Agent Agreement ”) and made between the Issuer, the Guarantor and the Warrant Agent.
Cash Settlement Amount:	In respect of each Certificate, is the amount (if positive) equal to: Notional Amount per Certificate x Closing Level
Denominations:	Certificates are represented by a global warrant in respect of all the Certificates.
Exercise:	The Certificates may only be exercised on the Expiry Date or if the Expiry Date is not a Business Day, the immediately preceding Business Day, in a Board Lot or integral multiples thereof. Certificate Holders will not be required to deliver an exercise notice. If the Cash Settlement Amount (less any Exercise Expenses) is positive, all Certificates will be deemed to have been automatically exercised at 10:00 a.m. (Singapore time) on the Expiry Date or if the Expiry Date is not a Business Day, the immediately preceding Business Day. The Cash Settlement Amount less the Exercise Expenses in respect of the Certificates shall be paid in the manner set out in Condition 4(c) of the Conditions. In the event the Cash Settlement Amount (less any Exercise Expenses) is zero, all Certificates shall be deemed to have expired at 10:00 a.m. (Singapore time) on the Expiry Date or if the Expiry Date is not a Business Day, the immediately preceding Business Day, and Certificate Holders shall not be entitled to receive any payment from the Issuer in respect of the Certificates.
Exercise and Trading Currency:	SGD
Board Lot:	100 Certificates
Transfers of Certificates:	Certificates may only be transferred in Board Lots (or integral multiples

thereof). All transfers in Certificates, in the open market or otherwise, must be effected through a securities account with CDP. Title will pass upon registration of the transfer in the records of CDP.

- Listing: Application has been made to the SGX-ST for permission to deal in and for quotation of the Certificates and the SGX-ST has agreed in principle to grant permission to deal in and for quotation of the Certificates. Issue of the Certificates is conditional on such listing being granted. It is expected that dealings in the Certificates on the SGX-ST will commence on or about 4 April 2022.
- Governing Law: The laws of Singapore
- Warrant Agent: The Central Depository (Pte) Limited
11 North Buona Vista Drive
#06-07 The Metropolis Tower 2
Singapore 138589
- Further Issues: Further issues which will form a single series with the Certificates will be permitted, subject to the approval of the SGX-ST.

The above summary is qualified in its entirety by reference to the detailed information appearing elsewhere in this document and the Base Listing Document.

INFORMATION RELATING TO THE EUROPEAN STYLE CASH SETTLED LONG CERTIFICATES ON SINGLE EQUITIES

What are European Style Cash Settled Long Certificates on Single Equities?

European style cash settled long certificates on single equities (the “**Certificates**”) are structured products relating to the Underlying Stock and the return on a Certificate is linked to the performance of the Leverage Strategy.

A) Cash Settlement Amount Payable upon the Exercise of the Certificates at Expiry

Upon the exercise of the Certificates at expiry, the Certificate Holders would be paid a Cash Settlement Amount in respect of each Certificate.

The Cash Settlement Amount, in respect of each Certificate, shall be an amount payable in the Settlement Currency equal to the Closing Level multiplied by the Notional Amount per Certificate.

The Closing Level, in respect of each Certificate, shall be an amount payable in the Settlement Currency equal to (1) divided by (2) less (3) subject to any adjustments such as (4), where:

- (1) is the Final Reference Level multiplied by the Final Exchange Rate;
- (2) is the Initial Reference Level multiplied by the Initial Exchange Rate;
- (3) is the Strike Level; and
- (4) is the Hedging Fee Factor.

If the Cash Settlement Amount (less any Exercise Expenses) is positive, all Certificates shall be deemed to have been automatically exercised and investors will receive a Cash Settlement Amount. If the Cash Settlement Amount (less any Exercise Expenses) is zero, all Certificates shall be deemed to have expired. Please refer to the section headed “Terms and Conditions of the European Style Cash Settled Long/Short Certificates on Single Equities” for further details on the calculation of the Cash Settlement Amount.

The Certificates are only suitable for investors who believe that the price of the Underlying Stock will increase and are seeking short-term leveraged exposure to the Underlying Stock.

B) Trading the Certificates before Expiry

If the Certificate Holders want to cash out their investments in the Certificates before the expiry of the Certificates, they may sell the Certificates in the secondary market during the life of the Certificates, and would be subject to the following fees and charges:

- (i) For Certificate Holders who trade the Certificates intraday: shall pay normal transaction and brokerage fees for the trading of the Certificates on the SGX-ST, and may be required to pay stamp taxes or other documentary charges in accordance with the laws and practices of the country where the Certificates are transferred; and
- (ii) For Certificate Holders who hold the Certificates overnight: in addition to the normal transaction and brokerage fees and applicable stamp taxes, would also be required to bear the Management Fee and Gap Premium as well as certain costs embedded within the Leverage Strategy including the Funding Cost and Rebalancing Cost.

Illustration of the Calculation of Hedging Fee Factor

Hedging Fee Factor	=	Product of the Daily Fees
--------------------	---	---------------------------

Daily Fees	=	Daily Management Fee Adjustment
		$1 - \text{Management Fee} \times \text{ACT} (t-1;t) / 360$
		x
		Daily Gap Premium Adjustment
		$1 - \text{Gap Premium} (t-1) \times \text{ACT} (t-1;t) / 360$

Illustration of the Calculation of Cash Settlement Amount

Cash Settlement Amount = Final Value of Certificates – Strike Level (zero)

Value of Certificates	=	$t^7=0$	x	$t=1$	x	$t=2$	x ...	$t=i$
		Notional Amount		Leverage Strategy daily performance ⁸ x Daily Fees		Leverage Strategy daily performance x Daily Fees		Leverage Strategy Daily performance x Daily Fees

Value of Certificates	=	$t=0$	x	Product of the daily Leverage Strategy Performance	x	Product of the Daily Fees (Hedging Fee Factor)
		Notional Amount		Leverage Strategy daily performance x Leverage Strategy daily performance		Daily Fees x Daily Fees

Final Value of Certificates	=	$t=0$	x	$\frac{\text{Final Reference Level} \times \text{Final Exchange Rate}}{\text{Initial Reference Level} \times \text{Initial Exchange Rate}}$	x	Hedging Fee Factor
		Notional Amount				

Illustration of the applicable fees and charges for an intraday trading scenario

Hedging Fee is implemented overnight in the price of the Certificate. As a consequence, when trading intraday, investors will not bear any Hedging Fee.

Investors will only support bid/ask costs, which are the difference between the price at which the Designated Market Maker purchases (bid) and sells (ask) the Certificate at any point of time.

⁷ "t" refers to "Observation Date" which means each Underlying Stock Business Day (subject to Market Disruption Event) from (and including) the Underlying Stock Business Day immediately preceding the Expected Listing Date to the Valuation Date.

⁸ Leverage Strategy daily performance is computed as the Leverage Strategy Closing Level on Business Day (t) divided by the Leverage Strategy Closing Level on Business Day (t-1).

Example of Calculation of Hedging Fee Factor and Cash Settlement Amount

The example is purely hypothetical. We include the example to illustrate how the Certificates work, and you MUST NOT rely on them as any indication of the actual return or what the payout on the Certificates might actually be. The example also assumes a product which expires 16 days after listing date, to illustrate the daily calculation of price, costs and fees from listing date to expiry date.

Assuming an investor purchases the following Certificates at the Issue Price:

Underlying Stock:	Class B ordinary shares of Kuaishou Technology
Expected Listing Date:	03/07/2018
Expiry Date:	18/07/2018
Initial Reference Level:	1,000
Initial Exchange Rate:	1
Final Reference Level:	1,200
Final Exchange Rate:	1
Issue Price:	1.20 SGD
Notional Amount per Certificate:	1.20 SGD
Management Fee (p.a.):	0.40%
Gap Premium (p.a.):	9.00%
Strike Level:	Zero

Hedging Fee Factor

Hedging Fee Factor on the n^{th} Underlying Stock Business Day after issuance of Certificate ("HFF (n)") is calculated as follows:

$$\text{HFF}(0) = 100\%$$

On Next Calendar Day (assuming it is an Underlying Stock Business Day):

$$\text{HFF}(1) = \text{HFF}(0) \times \left(1 - \text{Management Fee} \times \frac{\text{ACT}(t-1; t)}{360}\right) \times \left(1 - \text{Gap Premium} \times \frac{\text{ACT}(t-1; t)}{360}\right)$$

$$\text{HFF}(1) = 100\% \times \left(1 - 0.40\% \times \frac{1}{360}\right) \times \left(1 - 9.00\% \times \frac{1}{360}\right)$$

$$\text{HFF}(1) = 100\% \times 99.9989\% \times 99.9750\% \approx 99.9739\%$$

Assuming 2nd Underlying Stock Business Day falls 3 Calendar Days after 1st Underlying Stock Business Day:

$$\text{HFF (2)} = \text{HFF (1)} \times \left(1 - \text{Management Fee} \times \frac{\text{ACT (t-1; t)}}{360}\right) \times \left(1 - \text{Gap Premium} \times \frac{\text{ACT (t-1; t)}}{360}\right)$$

$$\text{HFF (2)} = 99.9739\% \times \left(1 - 0.40\% \times \frac{3}{360}\right) \times \left(1 - 9.00\% \times \frac{3}{360}\right)$$

$$\text{HFF (2)} = 99.9739\% \times 99.9967\% \times 99.9250\% \approx 99.8956\%$$

The same principle applies to the following Underlying Stock Business Days:

$$\text{HFF (n)} = \text{HFF (n-1)} \times \left(1 - \text{Management Fee} \times \frac{\text{ACT (t-1; t)}}{360}\right) \times \left(1 - \text{Gap Premium} \times \frac{\text{ACT (t-1; t)}}{360}\right)$$

In this example, the Hedging Fee Factor as of the Valuation Date would be equal to 99.6090% as illustrated below:

Date	HFF
3/7/2018	100.0000%
4/7/2018	99.9739%
5/7/2018	99.9478%
6/7/2018	99.9217%
9/7/2018	99.8434%
10/7/2018	99.8173%
11/7/2018	99.7913%
12/7/2018	99.7652%
13/7/2018	99.7392%
16/7/2018	99.6611%
17/7/2018	99.6350%
18/7/2018	99.6090%

Cash Settlement Amount

In this example, the Closing Level and the Cash Settlement Amount would be computed as follows:

$$\begin{aligned} \text{Closing Level} &= [(\text{Final Reference Level} \times \text{Final Exchange Rate}) / (\text{Initial Reference Level} \times \text{Initial Exchange Rate}) - \text{Strike Level}] \times \text{Hedging Fee Factor} \\ &= [(1200 \times 1) / (1000 \times 1) - 0] \times 99.6090\% \\ &= 119.53\% \end{aligned}$$

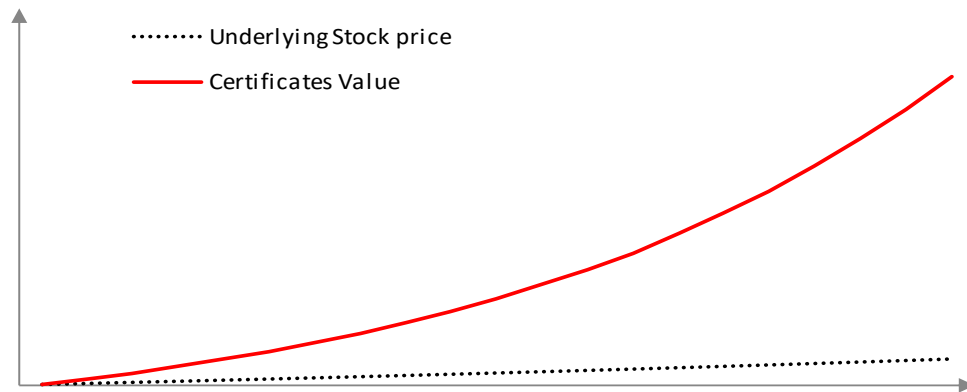
$$\begin{aligned} \text{Cash Settlement Amount} &= \text{Closing Level} \times \text{Notional Amount per Certificate} \\ &= 119.53\% \times 1.20 \text{ SGD} \\ &= \mathbf{1.434 \text{ SGD}} \end{aligned}$$

Illustration on how returns and losses can occur under different scenarios

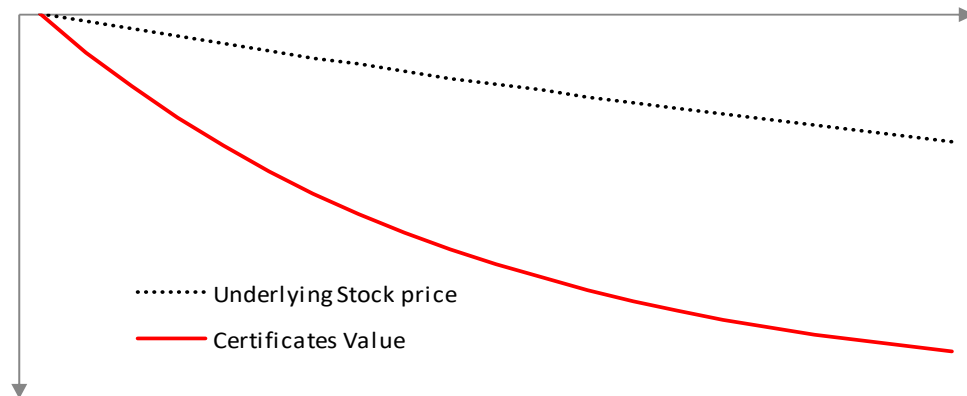
The examples are purely hypothetical and do not take fees and charges payable by investors into consideration. The examples highlight the effect of the Underlying Stock performance on the value of the Certificates and do not take into account the possible influence of fees, exchange rates, dividends, or any other market parameters.

1. Illustrative examples

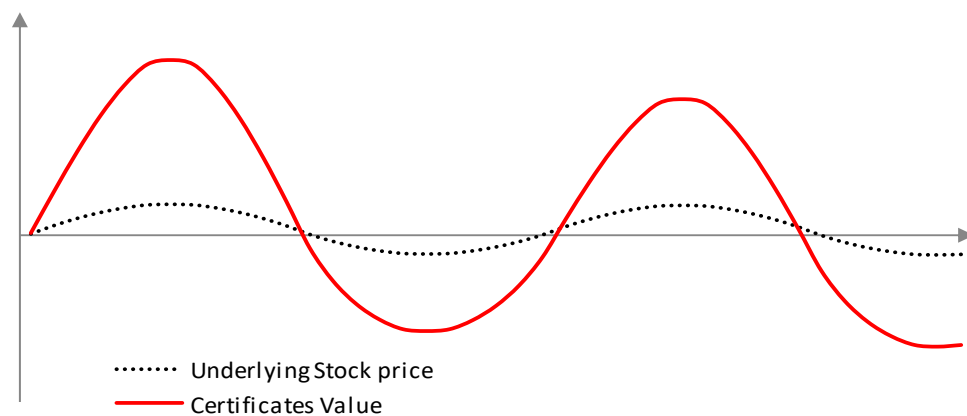
Scenario 1 – Upward Trend



Scenario 2 – Downward Trend



Scenario 3 – Volatile Market



2. Numerical Examples

Scenario 1 – Upward Trend

Underlying Stock						
	Day 0	Day 1	Day 2	Day 3	Day 4	Day 5
Daily return		2.0%	2.0%	2.0%	2.0%	2.0%
Value at end of day	10,000.0	10,200.0	10,404.0	10,612.1	10,824.3	11,040.8
Accumulated Return		2.00%	4.04%	6.12%	8.24%	10.41%

Value of the Certificates						
	Day 0	Day 1	Day 2	Day 3	Day 4	Day 5
Daily return		10.0%	10.0%	10.0%	10.0%	10.0%
Price at end of day	1.2	1.32	1.45	1.60	1.76	1.93
Accumulated Return		10.00%	21.00%	33.10%	46.41%	61.05%

Scenario 2 – Downward Trend

Underlying Stock						
	Day 0	Day 1	Day 2	Day 3	Day 4	Day 5
Daily return		-2.0%	-2.0%	-2.0%	-2.0%	-2.0%
Value at end of day	10,000.0	9,800.0	9,604.0	9,411.9	9,223.7	9,039.2
Accumulated Return		-2.00%	-3.96%	-5.88%	-7.76%	-9.61%

Value of the Certificates						
	Day 0	Day 1	Day 2	Day 3	Day 4	Day 5
Daily return		-10.0%	-10.0%	-10.0%	-10.0%	-10.0%
Price at end of day	1.2	1.08	0.97	0.87	0.79	0.71
Accumulated Return		-10.00%	-19.00%	-27.10%	-34.39%	-40.95%

Scenario 3 – Volatile Market

Underlying Stock						
	Day 0	Day 1	Day 2	Day 3	Day 4	Day 5
Daily return		2.0%	-2.0%	2.0%	-2.0%	2.0%
Value at end of day	10,000.0	10,200.0	9,996.0	10,195.9	9,992.0	10,191.8
Accumulated Return		2.00%	-0.04%	1.96%	-0.08%	1.92%

Value of the Certificates						
	Day 0	Day 1	Day 2	Day 3	Day 4	Day 5
Daily return		10.0%	-10.0%	10.0%	-10.0%	10.0%
Price at end of day	1.2	1.32	1.19	1.31	1.18	1.29
Accumulated Return		10.00%	-1.00%	8.90%	-1.99%	7.81%

Description of Air Bag Mechanism

The Certificates integrate an “Air Bag Mechanism” which is designed to reduce exposure to the Underlying Stock during extreme market conditions.

When the Air Bag triggers, a 30-minute period starts. This period is divided into two sub-periods:

- Observation Period : during 15 minutes after the Air Bag trigger, the price of the Underlying Stock is observed and its minimum price is recorded; and
- Reset Period: after 15 minutes, the Leverage Strategy is reset using the minimum price of the Underlying Stock during the Observation Period as the New Observed Price. The New Observed Price replaces the last closing price of the Underlying Stock in order to compute the performance of the Leverage Strategy, 30 minutes after the Air Bag trigger.

Trading of Certificates is suspended for at least 30 minutes after the Air Bag is triggered and does not take into account the mid-day break. Investors cannot sell or purchase any Certificates during this period.

Air Bag Mechanism timeline

Air Bag Trigger	Observation Period	Resumption of Trading
More than 45 minutes before Market Close	First 15 minutes after Air Bag Trigger	Trading resumes the same day between 30 and 45 minutes after Air Bag Trigger
Less than 45 minutes before Market Close and more than 15 minutes before Market Close		Next trading day at Market Open
15 minutes or less than 15 minutes before Market Close	From Air Bag Trigger to Market Close	

With **Market Close** defined as:

- Underlying Stock closing time with respect to the Observation Period
- The sooner between Underlying Stock closing time and SGX closing time with respect to the Resumption of Trading



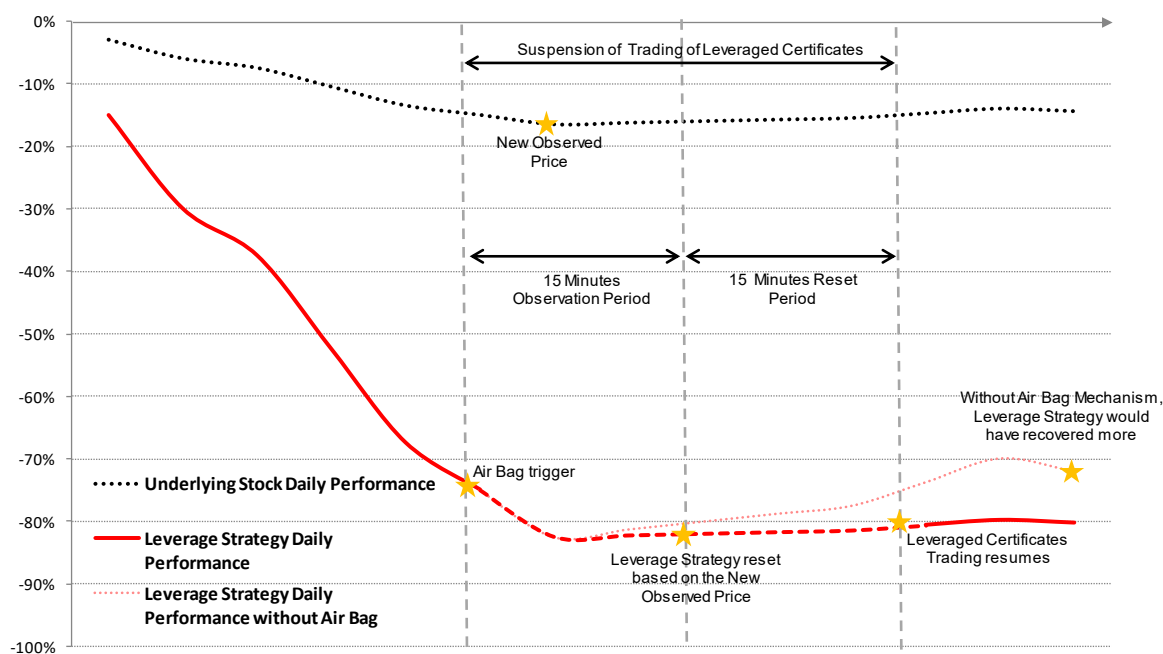
- The later between X+30 minutes or Y+15 minutes will be the earliest time the Certificates can be resumed, the next quarter-of-an-hour of which will be the scheduled resumption time of the Certificates
- If the scheduled resumption time of the Certificates is at or later than the scheduled closing time of the underlying asset, the Certificates will resume at 9 a.m. on the next SGX-ST trading day

Illustrative examples of the Air Bag Mechanism⁹

Scenario 1 – Downward Trend after Air Bag trigger



Scenario 2 – Upward Trend after Air Bag trigger



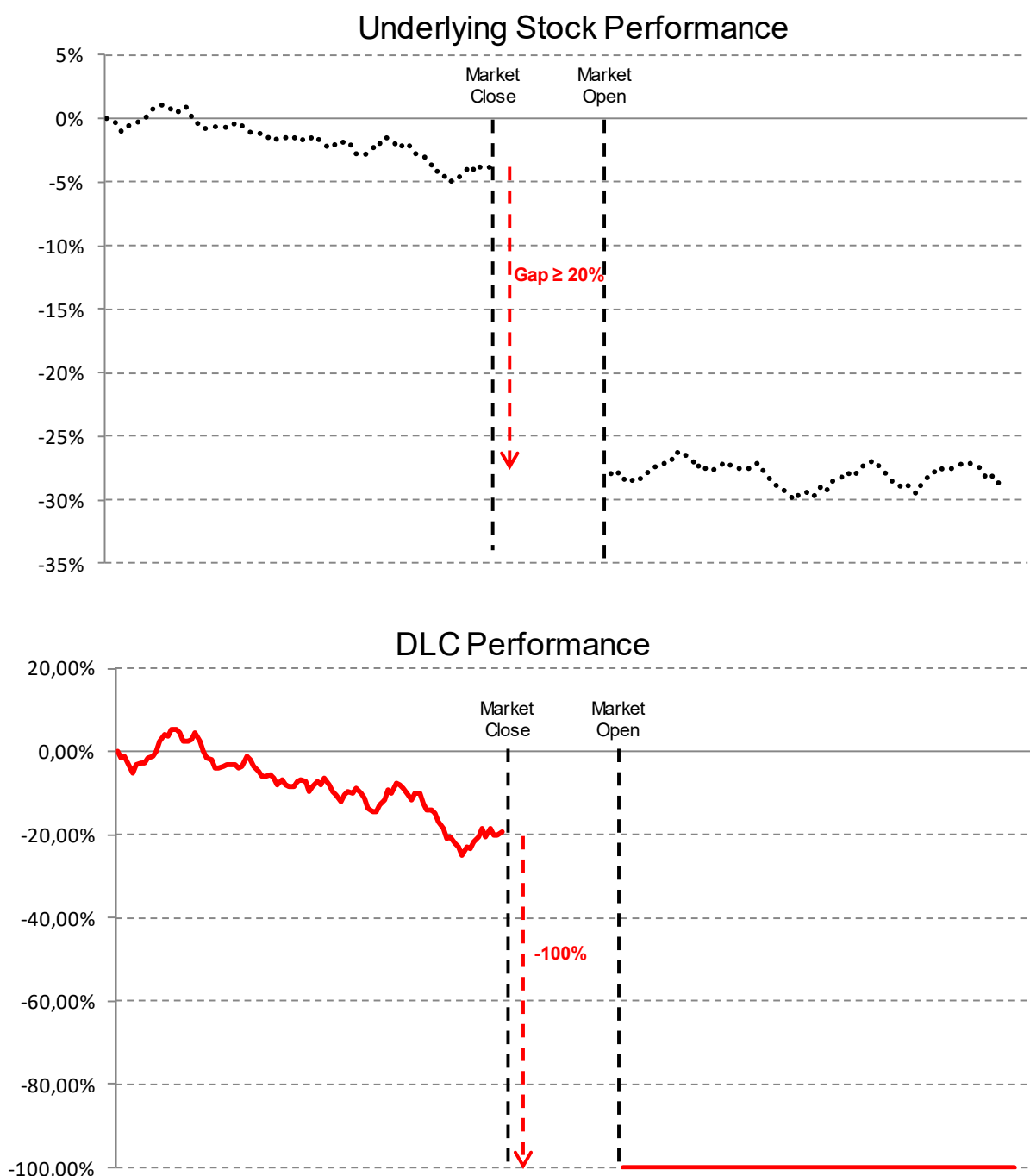
⁹ The illustrative examples are not exhaustive.

Scenarios where the investor may lose the entire value of the investment

The scenarios below are purely hypothetical and do not take fees and charges payable by investors into consideration. The scenarios highlight cases where the Certificates may lose 100% of their value.

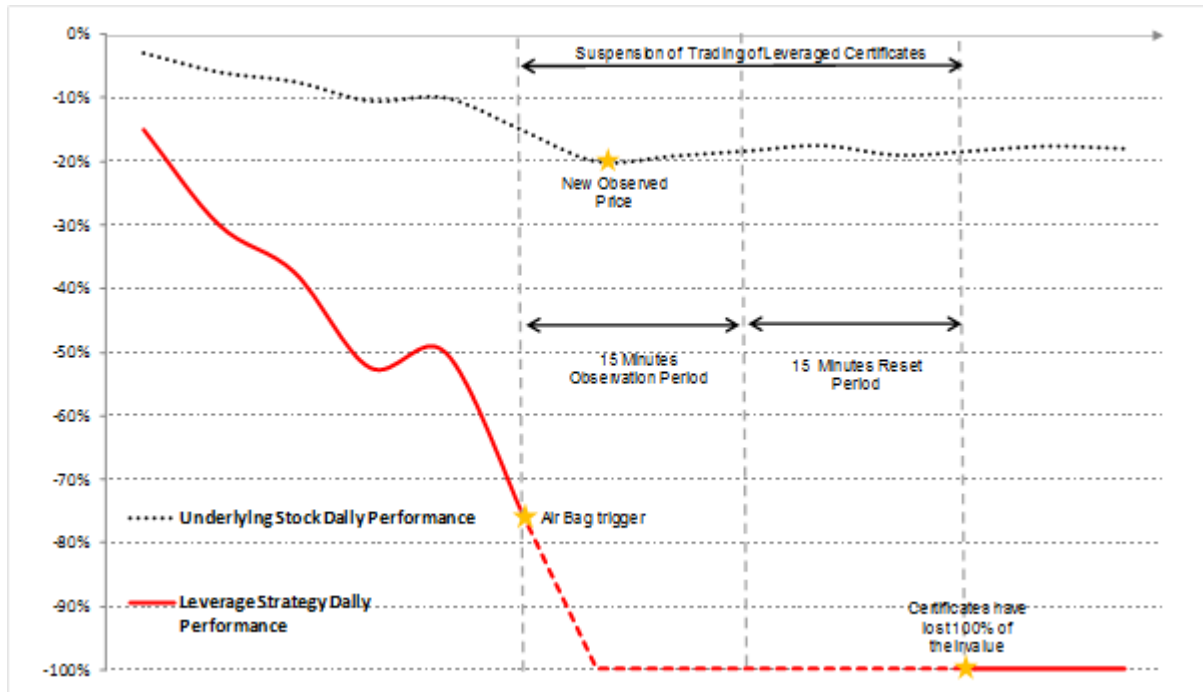
Scenario 1 – Overnight fall of the Underlying Stock

On any business day, the opening price of the Underlying Stock may be higher or lower than the closing price on the previous day. The difference between the previous closing price and the opening price of the Underlying Stock is termed a “gap”. If the opening price of the Underlying Stock is 20% or more below the previous day closing price, the Air Bag Mechanism would only be triggered when the market opens the following day, and the Certificates would lose their entire value in such event.



Scenario 2 – Sharp intraday fall of the Underlying Stock

Although the Air Bag Mechanism is designed to reduce the exposure to the Underlying Stock during extreme market conditions, the Certificate can lose 100% of its value in the event the price of the Underlying Stock falls by 20% or more within the 15 minutes Observation Period compared to the reference price, being: (i) if air bag has not been previously triggered on the same day, the previous closing price of the Underlying Stock, or (ii) if one or more air bag have been previously triggered on the same day, the latest New Observed Price. The Certificates would lose their entire value in such event.



Examples and illustrations of adjustments due to certain corporate actions

The examples are purely hypothetical and do not take fees and charges payable by investors into consideration. The examples highlight the effect of corporate actions on the value of the Certificates and do not take into account the possible influence of fees, exchange rates, or any other market parameters.

In the case of any corporate action on the Underlying Stock, the Calculation Agent will, as soon as reasonably practical after it becomes aware of such event, determine whether such corporate action has a dilutive or concentrative effect on the theoretical value of the Underlying Stock, and if so, will (a) calculate the corresponding adjustment, if any, to be made to the elements relating to the Underlying Stock which are used to determine any settlement or payment terms under the Certificates and/or adjust at its discretion any other terms of the Certificates as it determines appropriate to preserve the economic equivalent of the obligations of the Issuer under the Certificates and (b) determine the effective date of such adjustment.

Notwithstanding the foregoing, in the event Observation Date (t) is an ex-date with respect to a corporate action related to the Underlying Stock, the Calculation Agent may, in its sole and absolute discretion, replace the $Rfactor_t$ with respect to such Observation Date (t) by an amount computed according to the following generic formula :

$$Rfactor_t = \left[1 - \frac{Div_t + DivExc_t - M \times R}{S_{t-1}} \right] \times \frac{1}{1 + M}$$

This formula is provided for indicative purposes and the Calculation Agent may determine that this formula is not appropriate for certain corporate actions and may apply a different formula instead.

Such adjustment of $Rfactor_t$ would affect the Leveraged Return, the Rebalancing Cost, and the Underlying Reference Price used to determine the Intraday Restrike Event. The Air Bag mechanism would not be triggered if the stock price falls by 15% exclusively because of the dilutive effect of a corporate action.

Where:

$DivExc_t$ is the amount received as an Extraordinary Dividend by a holder of existing Shares for each Share held prior to the Extraordinary Dividend, net of any applicable withholding taxes.

M is the number of new Share(s) (whether a whole or a fraction) per existing Share each holder thereof is entitled to subscribe or to receive (positive amount) or the number of existing Shares redeemed or canceled per existing Share (negative amount), as the case may be, resulting from the corporate action.

R is the subscription price per Share (positive amount) or the redemption price per Share (negative amount) including any dividends or other benefits forgone to be subscribe to or to receive (as applicable), or to redeem a Share.

1. Stock split

Assuming the Underlying Stock is subject to a 1 to 2 stock split (i.e. 1 new Share for every 1 existing share):

$$S_{t-1} = \$100$$

$$S_t = \$51$$

$$Div_t = \$0$$

$$DivExc_t = \$0$$

M = 1 (i.e. 1 new Shares for 1 existing Share)

R = \$0 (no subscription price / redemption price)

$$Rfactor_t = \left[1 - \frac{0 + 0 - 2 \times 0}{100} \right] \times \frac{1}{1 + 1} = 50\%$$

As a consequence:

$$LR_{t-1,t} = \text{Leverage} \times \left(\frac{S_t}{S_{t-1} \times Rfactor_t} - 1 \right) = 5 \times \left(\frac{51}{100 \times 50\%} - 1 \right) = 10\%$$

S_{t-1}	$S_{t-1} \times Rfactor_t$	S_t	Adjusted Underlying Stock Performance
100	50	51	2%

Value of the Certificate (t-1)	Value of the Certificate (t)	Certificates' performance (excluding any cost and fees)
1.20	1.32	10%

In such case an Intraday Restrike Event would occur if the Underlying Stock price falls to \$42.5, which is 15% below \$50, the Underlying Stock Reference Price.

2. Share Consolidation

Assuming the Underlying Stock is subject to a 2 to 1 share consolidation (i.e. 1 Share canceled for every 2 existing Shares):

$$S_{t-1} = \$100$$

$$S_t = \$202$$

$$\text{Div}_t = \$0$$

$$\text{DivExc}_t = \$0$$

M = -0.5 (i.e. 0.5 Shares canceled for each 1 existing Share)

R = \$0 (no subscription price / redemption price)

$$Rfactor_t = \left[1 - \frac{0 + 0 - (-0.5) \times 0}{100} \right] \times \frac{1}{1 + (-0.5)} = 200\%$$

As a consequence:

$$LR_{t-1,t} = \text{Leverage} \times \left(\frac{S_t}{S_{t-1} \times Rfactor_t} - 1 \right) = 5 \times \left(\frac{202}{100 \times 200\%} - 1 \right) = 5\%$$

S_{t-1}	$S_{t-1} \times Rfactor_t$	S_t	Adjusted Underlying Stock Performance
100	200	202	1%

Value of the Certificate (t-1)	Value of the Certificate (t)	Certificates' performance (excluding any cost and fees)
1.20	1.26	5%

In such case an Intraday Restrike Event would occur if the Underlying Stock price falls to \$170, which is 15% below \$200, the Underlying Stock Reference Price.

3. Rights Issues

Assuming there is a rights issue with respect to the Underlying Stock, with a right to receive 1 new Share for every 2 existing Shares, for a subscription price of \$40.

$$S_{t-1} = \$100$$

$$S_t = \$84$$

$$Div_t = \$0$$

$$DivExc_t = \$0$$

$$R = \$40 \text{ (i.e. subscription price of \$40)}$$

$$M = 0.5 \text{ (i.e. 1 new share for every 2 existing shares)}$$

$$Rfactor_t = \left[1 - \frac{0 + 0 - 0.5 \times 40}{100} \right] \times \frac{1}{1 + 0.5} = 80\%$$

As a consequence:

$$LR_{t-1,t} = \text{Leverage} \times \left(\frac{S_t}{S_{t-1} \times Rfactor_t} - 1 \right) = 5 \times \left(\frac{84}{100 \times 80\%} - 1 \right) = 25\%$$

S_{t-1}	$S_{t-1} \times Rfactor_t$	S_t	Adjusted Underlying Stock Performance
100	80	84	5%

Value of the Certificate (t-1)	Value of the Certificate (t)	Certificates' performance (excluding any cost and fees)
1.20	1.50	25%

In such case an Intraday Restrike Event would occur if the Underlying Stock price falls to \$68, which is 15% below \$80, the Underlying Stock Reference Price.

4. Bonus Issues

Assuming there is a bonus issue with respect to the Underlying Stock, where shareholders receive 1 bonus share for 5 existing shares:

$$S_{t-1} = \$100$$

$$S_t = \$85$$

$$\text{Div}_t = \$0$$

$$\text{DivExc}_t = \$0$$

$$R = \$0$$

$$M = 0.2 \text{ (i.e. 1 new share for 5 existing shares)}$$

$$Rfactor_t = \left[1 - \frac{0 + 0 - 0.2 \times 0}{100} \right] \times \frac{1}{1 + 0.2} = 83.33\%$$

As a consequence:

$$LR_{t-1,t} = \text{Leverage} \times \left(\frac{S_t}{S_{t-1} \times Rfactor_t} - 1 \right) = 5 \times \left(\frac{85}{100 \times 83.33\%} - 1 \right) = 10\%$$

S_{t-1}	$S_{t-1} \times Rfactor_t$	S_t	Adjusted Underlying Stock Performance
100	83.33	85	2%

Value of the Certificate (t-1)	Value of the Certificate (t)	Certificates' performance (excluding any cost and fees)
1.20	1.32	10%

In such case an Intraday Restrike Event would occur if the Underlying Stock price falls to \$70.83, which is 15% below \$83.33, the Underlying Stock Reference Price.

5. Extraordinary Dividend

Assuming there is an extraordinary dividend of \$20 (net of taxes) paid in respect of each stock.

$$S_{t-1} = \$100$$

$$S_t = \$84$$

$$\text{Div}_t = \$0$$

$$\text{DivExc}_t = \$20$$

$$R = \$0$$

$$M = 0$$

$$Rfactor_t = \left[1 - \frac{0 + 20 - 0 \times 0}{100} \right] \times \frac{1}{1 + 0} = 80\%$$

As a consequence:

$$LR_{t-1,t} = \text{Leverage} \times \left(\frac{S_t}{S_{t-1} \times Rfactor_t} - 1 \right) = 5 \times \left(\frac{84}{100 \times 80\%} - 1 \right) = 25\%$$

S_{t-1}	$S_{t-1} \times Rfactor_t$	S_t	Adjusted Underlying Stock Performance
100	80	84	5%

Value of the Certificate (t-1)	Value of the Certificate (t)	Certificates' performance (excluding any cost and fees)
1.20	1.50	25%

In such case an Intraday Restrike Event would occur if the Underlying Stock price falls to \$68, which is 15% below \$80, the Underlying Stock Reference Price.

INFORMATION RELATING TO THE COMPANY

All information contained in this document regarding the Company, including, without limitation, its financial information, is derived from publicly available information which appears on the web-site of Hong Kong Exchanges and Clearing Limited (the “HKExCL”) at <http://www.hkex.com.hk> and/or the Company’s web-site at <https://kuaishou.com/en>. The Issuer has not independently verified any of such information.

Kuaishou Technology (the “**Company**” or “**Kuaishou**”) is a China-based investment holding company mainly engaged in the operation of content communities and social platforms. The Company mainly provides live streaming services, online marketing services and other services. The online marketing solutions include advertising services, Kuaishou fans headline services and other marketing services. Other services include e-commerce, online games and other value-added services. The Company mainly conducts business within the domestic market.

Kuaishou is a leading content community and social platform with its mission to be the most customer-obsessed company in the world. Kuaishou has relentlessly been focusing on serving its customers and creating value for them through the continual innovation and optimization of its products and services. At Kuaishou, any user can chronicle and share their life experiences through short videos and live streams and showcase their talents. Working closely with content creators and businesses together, Kuaishou provides product and service offerings that address various user needs that arise naturally, including entertainment, online marketing services, e-commerce, online games, online knowledge-sharing, and more.

The information set out in Appendix I of this document relates to the audited consolidated results of the Company and its subsidiaries for the year ended 31 December 2021 and has been extracted and reproduced from an announcement by the Company dated 29 March 2022 in relation to the same. Further information relating to the Company may be located on the web-site of the HKExCL at <http://www.hkex.com.hk>.

INFORMATION RELATING TO THE DESIGNATED MARKET MAKER

Société Générale has been appointed the designated market maker (“**DMM**”) for the Certificates. The DMM will provide competitive buy and sell quotes for the Certificates continuously during the trading hours of the SGX-ST on the following basis:

- (a) Maximum bid and offer spread : (i) when the best bid price of the Certificate is S\$10 and below: 10 ticks or S\$0.20 whichever is greater; and
(ii) when the best bid price of the Certificate is above S\$10: 5% of the best bid price of the Certificate.
- (b) Minimum quantity subject to bid and offer spread : 10,000 Certificates
- (c) Last Trading Day for Market Making : The date falling 5 Exchange Business Days immediately preceding the Expiry Date

In addition, the DMM may not provide a quotation in the following circumstances:

- (i) during the pre-market opening and five minutes following the opening of the SGX-ST on any trading day;
- (ii) if the Certificates are valueless (where the Issuer’s bid price is below the minimum bid size for such securities as prescribed by the SGX-ST);
- (iii) before the Relevant Stock Exchange for the Underlying Stock has opened and after the Relevant Stock Exchange for the Underlying Stock has closed on any trading day;
- (iv) when trading in the Underlying Stock is suspended or limited in a material way for any reason, for the avoidance of doubt, the DMM is not obliged to provide quotations for the Certificates at any time when the Underlying Stock is not negotiated/traded for any reason;
- (v) where the Certificates are suspended from trading for any reason;
- (vi) market disruption events, including, without limitation, any suspension of or limitation imposed on trading (including but not limited to unforeseen circumstances such as by reason of movements in price exceeding limits permitted by the SGX-ST or any act of God, war, riot, public disorder, explosion, terrorism or otherwise) in the Underlying Stock;
- (vii) where the Issuer or the DMM faces technical problems affecting the ability of the DMM to provide bids and offer quotations;
- (viii) where the ability of the Issuer to source a hedge or unwind an existing hedge, as determined by the Issuer in good faith, is materially affected by the prevailing market conditions, and the Issuer informs the SGX-ST of its inability to do so as soon as practicable;
- (ix) in cases where the Issuer has no Certificates to sell, then the DMM will only provide the bid price;
- (x) if the stock market experiences exceptional price movement and volatility;

- (xi) when it is a public holiday in Singapore and/or Hong Kong and/or the SGX-ST and/or the HKEX are not open for dealings; and
- (xii) during the suspension of trading of Certificates after an Air Bag Mechanism has been triggered.

The last trading day on which the DMM will provide competitive quotations for the Certificates would be the fifth Exchange Business Day immediately preceding the Expiry Date.

SUPPLEMENTAL INFORMATION RELATING TO THE GUARANTOR

The information set out in Appendix II of this document is a reproduction of the press release dated 10 February 2022 containing the Guarantor's consolidated financial results for the fourth quarter ended 31 December 2021.

SUPPLEMENTAL GENERAL INFORMATION

The information set out herein is supplemental to, and should be read in conjunction with, the information set out on page 105 of the Base Listing Document.

1. Save as disclosed in this document and the Base Listing Document, neither the Issuer nor the Guarantor is involved in any legal or arbitration proceedings (including any proceedings which are pending or threatened of which the Issuer or the Guarantor is aware) which may have or have had in the previous 12 months a significant effect on the financial position of the Issuer or the Guarantor in the context of the issuance of the Certificates.
2. Settlement of trades done on a normal “ready basis” on the SGX-ST generally take place on the second Business Day following the transaction. Dealing in the Certificates will take place in Board Lots in Singapore dollars. For further details on the transfer of Certificates and their exercise, please refer to the section headed “Summary of the Issue” above.
3. It is not the current intention of the Issuer to apply for a listing of the Certificates on any stock exchange other than the SGX-ST.
4. Save as disclosed in the Base Listing Document and herein, there has been no material adverse change in the financial position or prospects of the Issuer since 31 December 2020 or the Guarantor since 31 December 2021, in the context of the issuance of Certificates hereunder.
5. The following contracts, relating to the issue of the Certificates, have been or will be entered into by the Issuer and/or the Guarantor and may be material to the issue of the Certificates:
 - (a) the Guarantee;
 - (b) the Master Instrument; and
 - (c) the Master Warrant Agent Agreement.

None of the directors of the Issuer and the Guarantor has any direct or indirect interest in any of the above contracts.

6. The Auditors of the Issuer and the Guarantor have given and have not withdrawn their written agreement to the inclusion of the report, included herein, in the form and context in which it is included. Their report was not prepared exclusively for incorporation into this document.

The Auditors of the Issuer and the Guarantor have no shareholding in the Issuer or the Guarantor or any of its subsidiaries, nor do they have the right (whether legally enforceable or not) to subscribe for or to nominate persons to subscribe for securities of the Issuer or the Guarantor or any of its subsidiaries.

7. The Certificates are not fully covered by the Underlying Stock held by Issuer or a trustee for and on behalf of the Issuer. The Issuer has appropriate risk management capabilities to manage the issue of the Certificates.
8. Société Générale, Singapore Branch, currently of 8 Marina Boulevard, #12-01 Marina Bay Financial Centre Tower 1, Singapore 018981, has been authorised to accept, on behalf of the Issuer and the Guarantor, service of process and any other notices required to be served on the Issuer or the Guarantor. Any notices required to be served on the Issuer or the Guarantor should be sent to Société Générale at the above address for the attention of Société Générale Legal Department.

9. Copies of the following documents may be inspected during usual business hours on any weekday (Saturdays, Sundays and holidays excepted) at the offices of Société Générale, Singapore Branch at 8 Marina Boulevard, #12-01 Marina Bay Financial Centre Tower 1, Singapore 018981, during the period of 14 days from the date of this document:
- (a) the Memorandum and Articles of Association of the Issuer and the Constitutional Documents of the Guarantor;
 - (b) the latest financial reports (including the notes thereto) of the Issuer;
 - (c) the latest financial reports (including the notes thereto) of the Guarantor;
 - (d) the consent letters from the Auditors to the Issuer and the Guarantor referred to in paragraph 6 above;
 - (e) the Base Listing Document;
 - (f) this document; and
 - (g) the Guarantee.

PLACING AND SALE

General

No action has been or will be taken by the Issuer that would permit a public offering of the Certificates or possession or distribution of any offering material in relation to the Certificates in any jurisdiction where action for that purpose is required. No offers, sales or deliveries of any Certificates, or distribution of any offering material relating to the Certificates may be made in or from any jurisdiction except in circumstances which will result in compliance with any applicable laws or regulations and will not impose any obligation on the Issuer. In the event that the Issuer contemplates a placing, placing fees may be payable in connection with the issue and the Issuer may at its discretion allow discounts to placees.

Each Certificate Holder undertakes that it will inform any subsequent purchaser of the terms and conditions of the Certificates and all such subsequent purchasers as may purchase such securities from time to time shall be deemed to be a Certificate Holder for the purposes of the Certificates and shall be bound by the terms and conditions of the Certificates.

Singapore

This document has not been registered as a prospectus with the Monetary Authority of Singapore. Accordingly, this document and any other document or material in connection with the offer or sale, or invitation for subscription or purchase, of Certificates may not be circulated or distributed, nor may Certificates be offered or sold, or be made the subject of an invitation for subscription or purchase, whether directly or indirectly, to persons in Singapore other than pursuant to, and in accordance with the conditions of, any applicable provision of the Securities and Futures Act, Chapter 289 of Singapore.

Hong Kong

Each dealer has represented and agreed, and each further dealer appointed in respect of the Certificates and each other purchaser will be required to represent and agree, that:

- (a) it has not offered or sold and will not offer or sell in Hong Kong, by means of any document, any Certificates (except for Certificates which are a "structured product" as defined in the Securities and Futures Ordinance (Cap.571) of Hong Kong ("SFO")) other than (i) to "professional investors" as defined in the SFO and any rules made under the SFO; or (ii) in other circumstances which do not result in the document being a "prospectus", as defined in the Companies (Winding Up and Miscellaneous Provisions) Ordinance (Cap. 32) of Hong Kong ("CWUMPO") or which do not constitute an offer to the public within the meaning of the CWUMPO; and
- (b) it has not issued or had in its possession for the purposes of issue, and will not issue or have in its possession for the purposes of issue, whether in Hong Kong or elsewhere, any advertisement, invitation or document relating to the Certificates, which is directed at, or the contents of which are likely to be accessed or read by, the public of Hong Kong (except if permitted to do so under the securities laws of Hong Kong) other than with respect to Certificates which are or are intended to be disposed of only to persons outside Hong Kong or only to "professional investors" as defined in the SFO and any rules made under the SFO.

European Economic Area

Each dealer represents and agrees, and each further dealer appointed in respect of the Certificates will be required to represent and agree, that it has not offered, sold or otherwise made

available and will not offer, sell, or otherwise make available any Certificates which are the subject of the offering as contemplated by this document to any retail investor in the European Economic Area. For the purposes of this provision:

- (a) the expression “**retail investor**” means a person who is one (or more) of the following:
 - (i) a retail client as defined in point (11) of Article 4(1) of Directive 2014/65/EU (as amended, “**MiFID II**”); or
 - (ii) a customer within the meaning of Directive 2016/97/EU (as amended, the Insurance Distribution Directive), where that customer would not qualify as a professional client as defined in point (10) of Article 4(1) of MiFID II; or
 - (iii) not a qualified investor as defined in Regulation (EU) 2017/1129 (as amended and superseded, the Prospectus Regulation); and
- (b) the expression “**offer**” includes the communication in any form and by any means of sufficient information on the terms of the offer and the Certificates to be offered so as to enable an investor to decide to purchase or subscribe for the Certificates.

United Kingdom

Each dealer represents and agrees, and each further dealer appointed in respect of the Certificates will be required to represent and agree, that it has not offered, sold or otherwise made available and will not offer, sell or otherwise make available any Certificates which are the subject of the offering as contemplated by this document to any retail investor in the United Kingdom. For the purposes of this provision:

- (a) the expression “**retail investor**” means a person who is one (or more) of the following:
 - (i) a retail client, as defined in point (8) of Article 2 of Regulation (EU) No 2017/565 as it forms part of domestic law by virtue of the European Union (Withdrawal) Act 2018 (“EUWA”); or
 - (ii) a customer within the meaning of the provisions of the Financial Services and Markets Act, as amended (the “**FSMA**”) and any rules or regulations made under the FSMA to implement Directive (EU) 2016/97, where that customer would not qualify as a professional client, as defined in point (8) of Article 2(1) of Regulation (EU) No 600/2014 as it forms part of domestic law by virtue of the EUWA; or
 - (iii) not a qualified investor as defined in Article 2 of Regulation (EU) 2017/1129 as it forms part of domestic law by virtue of the EUWA; and
- (b) the expression an “**offer**” includes the communication in any form and by any means of sufficient information on the terms of the offer and the Certificates to be offered so as to enable an investor to decide to purchase or subscribe for the Certificates.

Each dealer further represents and agrees, and each further dealer appointed in respect of the Certificates will be required to further represent and agree, that:

- (a) in respect to Certificates having a maturity of less than one year: (i) it is a person whose ordinary activities involve it in acquiring, holding, managing or disposing of investments (as principal or agent) for the purposes of its business; and (ii) it has not offered or sold and will not offer or sell any Certificates other than to persons whose ordinary activities involve them in acquiring, holding, managing or disposing of investments (as principal or agent) for the purposes of their businesses or who it is reasonable to expect will acquire, hold, manage or dispose of

investments (as principal or agent) for the purposes of their businesses where the issue of the Certificates would otherwise constitute a contravention of Section 19 of the FSMA by the Issuer;

- (b) it has only communicated or caused to be communicated and will only communicate or cause to be communicated an invitation or inducement to engage in investment activity (within the meaning of section 21 of the FSMA) received by it in connection with the issue or sale of any Certificates in circumstances in which section 21(1) of the FSMA does not apply to the Issuer or the Guarantor; and
- (c) it has complied and will comply with all applicable provisions of the FSMA with respect to anything done by it in relation to any Certificates in, from or otherwise involving the United Kingdom.

United States

The Certificates and the Guarantee have not been and will not be registered under the United States Securities Act of 1933, as amended (the “**Securities Act**”) or any state securities law, and trading in the Certificates has not been approved by the United States Commodity Futures Trading Commission (the “**CFTC**”) under the United States Commodity Exchange Act of 1936, as amended (the “**Commodity Exchange Act**”) and the Issuer will not be registered as an investment company under the United States Investment Company Act of 1940, as amended, and the rules and regulations thereunder. None of the Securities and Exchange Commission, any state securities commission or regulatory authority or any other United States, French or other regulatory authority has approved or disapproved of the Certificates or the Guarantee or passed upon the accuracy or adequacy of this document. Accordingly, Certificates, or interests therein, may not at any time be offered, sold, resold, traded, pledged, exercised, redeemed, transferred or delivered, directly or indirectly, in the United States or to, or for the account or benefit of, U.S. persons, nor may any U.S. person at any time trade, own, hold or maintain a position in the Certificates or any interests therein. In addition, in the absence of relief from the CFTC, offers, sales, re-sales, trades, pledges, exercises, redemptions, transfers or deliveries of Certificates, or interests therein, directly or indirectly, in the United States or to, or for the account or benefit of, U.S. persons, may constitute a violation of United States law governing commodities trading and commodity pools. Consequently, any offer, sale, resale, trade, pledge, exercise, redemption, transfer or delivery made, directly or indirectly, within the United States or to, or for the account or benefit of, a U.S. person will not be recognised.

Each dealer has represented and agreed, and each further dealer will be required to represent and agree, that it has not and will not at any time offer, sell, resell, trade, pledge, exercise, redeem, transfer or deliver, directly or indirectly, Certificates in the United States or to, or for the account or benefit of, any U.S. person or to others for offer, sale, resale, trade, pledge, exercise, redeem, transfer or delivery, directly or indirectly, in the United States or to, or for the account or benefit of, any such U.S. person. Any person purchasing Certificates of any tranches must agree with the relevant dealer or the seller of such Certificates that (i) it will not at any time offer, sell, resell, trade, pledge, exercise, redeem, transfer or deliver, directly or indirectly, any Certificates in the United States or to, or for the account or benefit of, any U.S. person or to others for offer, sale, resale, trade, pledge, exercise, redemption, transfer or delivery, directly or indirectly, in the United States or to, or for the account or benefit of, any U.S. person, and (ii) it is not purchasing any Certificates for the account or benefit of any U.S. person.

Exercise or otherwise redemption of Certificates will be conditional upon certification that each person exercising or otherwise redeeming a Certificate is not a U.S. person or in the United States and that the Certificate is not being exercised or otherwise redeemed on behalf of a U.S. person. No payment will be made to accounts of holders of the Certificates located in the United States.

As used in the preceding paragraphs, the term “**United States**” includes the territories, the

possessions and all other areas subject to the jurisdiction of the United States of America, and the term **“U.S. person”** means any person who is (i) a U.S. person as defined under Regulation S under the Securities Act, (ii) a U.S. person as defined in paragraph 7701(a)(30) of the Internal Revenue Code of 1986, or (iii) a person who comes within any definition of U.S. person for the purposes of the United States Commodity Exchange Act of 1936, as amended (the **“CEA”**) or any rules thereunder of the CFTC (the **“CFTC Rules”**), guidance or order proposed or issued under the CEA (for the avoidance of doubt, any person who is not a “Non-United States person” defined under CFTC Rule 4.7(a)(1)(iv), but excluding, for purposes of subsection (D) thereof, the exception for qualified eligible persons who are not “Non-United States persons”, shall be considered a U.S. person).

APPENDIX I

REPRODUCTION OF THE AUDITED CONSOLIDATED RESULTS FOR THE YEAR ENDED 31 DECEMBER 2021 OF KUAISHOU TECHNOLOGY AND ITS SUBSIDIARIES

The information set out below is a reproduction of the audited consolidated results of the Company and its subsidiaries for the year ended 31 December 2021 and has been extracted and reproduced from an announcement by the Company dated 29 March 2022 in relation to the same.

Hong Kong Exchanges and Clearing Limited, The Stock Exchange of Hong Kong Limited and Hong Kong Securities Clearing Company Limited take no responsibility for the contents of this announcement, make no representation as to its accuracy or completeness and expressly disclaim any liability whatsoever for any loss howsoever arising from or in reliance upon the whole or any part of the contents of this announcement.



Kuaishou Technology **快手科技**

(A company controlled through weighted voting rights and incorporated in the Cayman Islands with limited liability)
(Stock Code: 1024)

ANNOUNCEMENT OF THE RESULTS **FOR THE YEAR ENDED DECEMBER 31, 2021**

The Board of Directors of Kuaishou Technology (快手科技) is pleased to announce the audited consolidated results of the Company for the year ended December 31, 2021. The consolidated financial statements for the year ended December 31, 2021 have been audited by PricewaterhouseCoopers, the independent auditor of the Company (the “**Auditor**”) in accordance with International Standards on Auditing. The results have been reviewed by the Audit Committee.

KEY HIGHLIGHTS

Financial Summary

	Year Ended December 31,				
	2021		2020		
	Amount	As a percentage of revenues	Amount	As a percentage of revenues	Year-over-year change
	<i>(RMB thousands, except for percentages)</i>				
Revenues	81,081,513	100.0	58,776,097	100.0	37.9%
Gross profit	34,029,705	42.0	23,814,637	40.5	42.9%
Operating loss	(27,701,265)	(34.2)	(10,319,953)	(17.6)	168.4%
Loss before income tax	(79,102,256)	(97.6)	(117,200,790)	(199.4)	(32.5%)
Loss for the year	(78,077,101)	(96.3)	(116,635,242)	(198.4)	(33.1%)
Non-IFRS Measures:					
Adjusted net loss ⁽¹⁾ (unaudited)	(18,851,769)	(23.3)	(7,863,818)	(13.4)	139.7%
Adjusted EBITDA ⁽²⁾ (unaudited)	(12,953,371)	(16.0)	(3,531,086)	(6.0)	266.8%

	Unaudited Three Months Ended December 31, 2021		2020		Year-over-year change
	Amount	As a percentage of revenues (RMB thousands, except for percentages)	Amount	As a percentage of revenues	
Revenues	24,430,260	100.0	18,098,656	100.0	35.0%
Gross profit	10,148,563	41.5	8,503,832	47.0	19.3%
Operating loss	(5,790,154)	(23.7)	(1,377,525)	(7.6)	320.3%
Loss before income tax	(5,871,655)	(24.0)	(19,081,735)	(105.4)	(69.2%)
Loss for the period	(6,202,743)	(25.4)	(19,263,780)	(106.4)	(67.8%)
Non-IFRS Measures:					
Adjusted net loss ⁽¹⁾	(3,568,768)	(14.6)	(459,271)	(2.5)	677.1%
Adjusted EBITDA ⁽²⁾	(1,290,186)	(5.3)	1,172,504	6.5	(210.0%)

Notes:

- ⁽¹⁾ We define “adjusted net loss” as loss for the year or period adjusted by adding back share-based compensation expenses, fair value changes of convertible redeemable preferred shares, and net fair value changes on investments.
- ⁽²⁾ We define “adjusted EBITDA” as adjusted net loss for the year or period adjusted by adding back income tax (benefits)/expenses, depreciation of property and equipment, depreciation of right-of-use assets, amortization of intangible assets, and finance (income)/expense, net.

Operating Metrics

Unless otherwise specified, the following table sets forth certain of our key operating data on Kuaishou App for the periods indicated:

	Year Ended December 31, 2021		Three Months Ended December 31, 2021	
	2021	2020	2021	2020
Average DAUs (<i>in millions</i>)	308.2	264.6	323.3	271.3
Average MAUs (<i>in millions</i>)	544.2	481.1	578.0	475.7
Average daily time spent per DAU (<i>in minutes</i>)	111.5	87.3	118.9	89.9
Average online marketing services revenue per DAU (<i>in RMB</i>)	138.4	82.6	40.9	31.4
Total e-commerce GMV ⁽¹⁾ (<i>in RMB millions</i>)	680,036.1	381,168.5	240,291.5	177,108.2

Note:

- ⁽¹⁾ Placed on or directed to our partners through our platform.

BUSINESS REVIEW AND OUTLOOK

Business Review

We ended the year of 2021 with a robust fourth quarter performance as well as exceptional user and traffic growth, setting new records in both metrics. In the fourth quarter of 2021, our total traffic grew at a vigorous pace, representing a year-over-year increase of 57.6% on Kuaishou App, while total revenues reached RMB24.4 billion, increasing by 35.0% year-over-year. For the full year of 2021, our total revenues grew by 37.9% year-over-year to RMB81.1 billion.

Enriched content and a close-knit and vibrant social community fortified our healthy ecosystem and closed-loop, virtuous business cycle, which along with our improved monetization capabilities, drove our consistent revenue growth throughout the year. Setting out to align with our strategic development, we completed a major organizational restructuring in September 2021, which has effectively transformed our organizational structure from a function-based system to a business unit-based system and significantly strengthened our core capabilities in operations, monetization and efficiency. In particular, we have continuously gained market share in online marketing services and e-commerce, which was demonstrated by the 95.2% and 78.4% year-over-year growth in revenue from online marketing services and e-commerce GMV in the year of 2021, respectively. In the fourth quarter of 2021, we continued to optimize our revenue and cost structure and enhance operating leverage, driving our adjusted net margin to improve by 7.9 percentage points, on a quarter-over-quarter basis.

Ecosystem

In the fourth quarter of 2021, average DAUs and average MAUs on Kuaishou App reached new record highs of 323.3 million and 578.0 million, respectively, increasing by 19.2% and 21.5% year-over-year, respectively. These fourth quarter metrics marked our highest year-over-year growth rate in 2021 for both average DAUs and average MAUs on Kuaishou App, as well as demonstrated a quarter-over-quarter growth which outperformed our typical seasonal patterns. In the fourth quarter of 2021, average daily time spent per DAU on Kuaishou App increased by 32.3% year-over-year to 118.9 minutes. Our user and traffic growth was driven by the enhancement of our platform's differentiated social attributes, the expansion of our unique and immersive content, and our effective organizational restructuring.

Our efforts in strengthening social attributes have significantly enhanced our highly interactive and engaged one-stop digital community, which differentiates Kuaishou from other short video platforms as a social platform. Pairs of mutual followers on Kuaishou App reached over 16.3 billion by the end of 2021, on a cumulative basis, representing a 68.2% year-over-year increase.

Our targeted content operations and recommendations across different user demographics have enabled us to better serve evolving user needs and acquire targeted new users, which resulted in growth in both user base and user time spent, as well as reinforced Kuaishou's featured content in users' share of mind and heart. For example, our distinctive ***Kuaishou Playlet (快手短劇)*** has been successful in attracting female users in higher-tier cities, further diversifying our massive user base. With more than 10,000 short plays on our platform at the end of 2021, we had become home to many blockbuster short plays.

Following our organizational restructuring, we focused on the implementation of a more efficient and higher-quality user growth strategy. Through our more dynamic and holistic operation of different users and our enhanced user management infrastructure, we successfully improved user growth efficiency and user retention rate with more disciplined spending on user acquisition and user maintenance.

Online marketing services

Online marketing services led our revenue growth in the fourth quarter of 2021, reaching revenue of RMB13.2 billion, representing an increase of 55.5% year-over-year and 21.3% quarter-over-quarter, which was a strong demonstration of our increasing market share in the online marketing sector. For 2021, revenue of our online marketing services was RMB42.7 billion, increasing by 95.2% year-over-year.

The performance of our online marketing business was boosted by our consistent traffic growth, which has laid a solid foundation for our market share expansion. In addition, advertisements in short video and live streaming format are being increasingly adopted by more advertisers, providing tailwinds for our growth. Motivated by our characteristic combination of public and private traffic, an increasing number of advertisers came to our platform to capture the attention of our valuable and growing user community. Furthermore, with continued improvements in our product and operating capabilities, advertiser experience and ad performance on our platform were further optimized. As a result, in 2021, the number of advertisers increased by over 60% year-over-year and their monthly average spending on our platform increased by double digits year-over-year, leading to our further market share gain in the online marketing sector.

Our e-commerce business, as a natural extension to our platform, also contributed to the resilience of our online marketing business, which jointly empowered the closed-loop transactions within our ecosystem where merchants on our platform can implement integrated brand promotion and product sales strategies. Our one-stop service capability has further reinforced the merchants' bond with our platform.

Brand advertisement has been an additional growth driver to our online marketing services. Our massive and diverse user base, along with our enhanced service capabilities and creative marketing campaign format attracted an increasing number of brand advertisers to our platform. Revenue from our brand advertisement experienced a more than 150% year-over-year increase in 2021.

Live streaming

Revenue from our live streaming was RMB8.8 billion in the fourth quarter of 2021, increasing by 14.3% quarter-over-quarter, and 11.7% year-over-year. By further expanding our collaboration with talent agencies, we attracted more creative talents and motivated them to create more high-quality content. As of December 31, 2021, the number of professional streamers engaged by talent agencies doubled year-over-year on our platform.

Our enhanced and enriched live streaming content encouraged more users to interact with streamers. For the fourth quarter of 2021, penetration of live streaming viewers and penetration of live streaming paying users both increased quarter-over-quarter, and average MPUs for live streaming increased by 5.2% quarter-over-quarter to 48.5 million. Talent agencies bring other benefits to our platform as well, including more efficient live streaming operations and higher monetization efficiency. Monthly ARPPU for live streaming grew to RMB60.7 in the fourth quarter of 2021, up 8.6% quarter-over-quarter and 17.2% year-over-year.

Supported by enhanced content quality and operating efficiency, we continue to sustain vigorous user activities and a highly engaged user community that is built on trust, while expanding use case scenarios for live streaming during the quarter. With content categories spanning entertainment, online games, sports and more, we are looking to introduce more genres of interest to our growing community.

Other services including e-commerce

Our other services are also thriving with revenue of RMB2.4 billion in the fourth quarter of 2021, representing an increase of 40.2% year-over-year and 27.3% quarter-over-quarter, primarily driven by growth in e-commerce. In 2021, revenue of our other services reached RMB7.4 billion, increasing by 99.9% year-over-year.

Our unique trust-based e-commerce model has contributed to the significant growth of our live streaming e-commerce and boosted our market share in this segment. In the fourth quarter of 2021, we further optimized supply, content, services, technology and user experience to expand our growth potential. Our total e-commerce GMV reached RMB680.0 billion in 2021, representing an increase of 78.4% year-over-year. In December 2021, **Kwai Shop (快手小店)**, our closed-loop e-commerce marketplace, contributed to 98.8% of our total e-commerce GMV. In the fourth quarter of 2021, driven by our reinforced trust-based e-commerce model, the repeat purchase rate of our e-commerce business increased by over five percentage points year-over-year.

During the fourth quarter of 2021, we upgraded ***Kuaishou Selection*** (好物聯盟), our official platform for e-commerce product selection, to ***Kuaishou Distribution*** (快分銷), which lowers the threshold for brands and merchants to join our platform. ***Kuaishou Distribution*** features a more refined scoring system to direct traffic to better quality products and achieve more accurate matching between products and streamers. In recognition of our superior platform infrastructure and service capabilities, more brands and merchants have further enriched merchandise supply and improved product quality on our platform, boosting the growth of active buyers, purchasing frequency and average order value. In the fourth quarter of 2021, over 30% of our total e-commerce GMV was contributed by ***Kuaishou Distribution***.

Our unique positioning in the e-commerce sector has demonstrated our differentiated advantage to brand clients. Our Key Account team was established in the second half of 2021, which has become a strong addition to serve and empower brands. In the fourth quarter of 2021, the e-commerce GMV from self-operated live streaming of well-known brands was more than nine times of that in the first quarter of 2021 on our platform. At the same time, we provided support to the upgrade of many niche brands and regional brands, which together have driven the growth of branded GMV.

Empowered by our platform and our service providers, the number of active e-commerce streamers on our platform grew continuously throughout the year, leading to enriched e-commerce-related live streaming content. Total user time spent on e-commerce content increased by over 50% year-over-year on Kuaishou App in 2021.

As our traffic grows, we continuously iterate and optimize our technologies and services to enhance targeting accuracy and sales conversion rates for our merchants. As of December 31, 2021, more than 500 service partners had been attracted to our platform. Our collaborating service partners have enabled merchants on our platform to improve their professional and systematic operations and service capabilities.

Overseas

We achieved successful user acquisition in the overseas market in 2021. Since mid-2021, we started to focus on optimizing local infrastructure and investing in content and products to improve user quality effectively. In particular, we increased investments in high-quality copyrights and content creator incentive plans to build our overseas content community, which are considered to be very important to short video platforms. In addition, we continuously refined our products and algorithms to emphasize our positioning as a social platform and improve user stickiness in the overseas market.

Through the enrichment of content creation and enhanced content consumption on the platform, we gradually formed a virtuous business cycle in some of our key overseas markets. Internally, we further enhanced our operating efficiency as our organizational restructuring in our international business unit started to show positive effects in the fourth quarter of 2021. We managed to continue to increase our DAUs, user time spent, and retention rates in our overseas market in the second half of 2021, while implementing a more disciplined budget plan.

Business Outlook

Looking ahead, leveraging our unique business proposition and capabilities, we are committed to creating social value through promoting the development of digital economy and industrial upgrade. We expect short videos and live streams, as our fundamental infrastructure, to provide more users and industry participants with high-quality, efficient and convenient services and solutions.

We will continue to focus on and invest in four main areas. Firstly, we will continue to accentuate our inclusive and balanced traffic distribution and private domain strength that differentiate us from others. Secondly, we will further develop differentiated content and enhance our content operation capabilities to strengthen and emphasize our unique share of mind. Our third area of focus is algorithm improvement, which in turn will result in increased user consumption on our platform, leading to reinforcement of our recommendation mechanism. Lastly, we will continue to expand use case scenarios to better serve our user needs and further enrich offerings in our community.

The sustainable and healthy development of our core business paves the way for our future growth. At the same time, we remain committed to managing costs and improving efficiency. We will strive to effectively execute our initiatives to improve efficiency in key areas including organizational synergy, user growth, operation and monetization, driving sustainable growth of our ecosystem.

MANAGEMENT DISCUSSION AND ANALYSIS

Year Ended December 31, 2021 Compared to Year Ended December 31, 2020

The following table sets forth the comparative figures for the years ended December 31, 2021 and 2020, respectively:

	Year Ended December 31,			
	2021		2020	
	<i>RMB</i>	<i>%</i>	<i>RMB</i>	<i>%</i>
	<i>(in thousands, except for percentages)</i>			
Revenues	81,081,513	100.0	58,776,097	100.0
Cost of revenues	<u>(47,051,808)</u>	<u>(58.0)</u>	<u>(34,961,460)</u>	<u>(59.5)</u>
Gross profit	34,029,705	42.0	23,814,637	40.5
Selling and marketing expenses	(44,175,898)	(54.5)	(26,614,746)	(45.3)
Administrative expenses	(3,400,316)	(4.2)	(1,676,745)	(2.9)
Research and development expenses	(14,956,247)	(18.4)	(6,547,578)	(11.1)
Other income	1,026,742	1.3	527,996	0.9
Other (losses)/gains, net	<u>(225,251)</u>	<u>(0.4)</u>	<u>176,483</u>	<u>0.3</u>
Operating loss	(27,701,265)	(34.2)	(10,319,953)	(17.6)
Finance expense, net	(38,536)	(0.0)	(35,288)	(0.0)
Fair value changes of convertible redeemable preferred shares	(51,275,797)	(63.3)	(106,845,549)	(181.8)
Share of losses of investments accounted for using the equity method	<u>(86,658)</u>	<u>(0.1)</u>	<u>—</u>	<u>—</u>
Loss before income tax	(79,102,256)	(97.6)	(117,200,790)	(199.4)
Income tax benefits	<u>1,025,155</u>	<u>1.3</u>	<u>565,548</u>	<u>1.0</u>
Loss for the year	<u>(78,077,101)</u>	<u>(96.3)</u>	<u>(116,635,242)</u>	<u>(198.4)</u>
Non-IFRS Measures:				
Adjusted net loss (unaudited)	(18,851,769)	(23.3)	(7,863,818)	(13.4)
Adjusted EBITDA (unaudited)	(12,953,371)	(16.0)	(3,531,086)	(6.0)

Revenues

Our revenues increased by 37.9% to RMB81.1 billion in 2021, from RMB58.8 billion in 2020. The increase was primarily attributable to the growth of our online marketing services and other services including e-commerce business.

The following table sets forth our revenues by business lines in absolute amounts and as percentages of our total revenues in 2021 and 2020, respectively:

	Year Ended December 31,			
	2021		2020	
	<i>RMB</i>	<i>%</i>	<i>RMB</i>	<i>%</i>
	<i>(in thousands, except for percentages)</i>			
Online marketing services	42,665,483	52.6	21,854,539	37.2
Live streaming	30,995,152	38.2	33,209,115	56.5
Other services	7,420,878	9.2	3,712,443	6.3
Total	<u>81,081,513</u>	<u>100.0</u>	<u>58,776,097</u>	<u>100.0</u>

Online marketing services

Revenue from our online marketing services increased by 95.2% to RMB42.7 billion in 2021 from RMB21.9 billion in 2020, primarily attributable to user traffic growth and the growing number of advertisers, driven by improvements in advertiser experience and ad performance.

Live streaming

Revenue from our live streaming business decreased by 6.7% to RMB31.0 billion in 2021 from RMB33.2 billion in 2020, primarily attributable to the improvement in the containment of COVID-19 and more people returning to their normal routines in 2021, while the COVID-19 outbreak in early part of 2020 and the strict quarantine during that period caused more users to turn to online social and entertainment activities in 2020.

Other services

Revenue from our other services increased by 99.9% to RMB7.4 billion in 2021 from RMB3.7 billion in 2020, primarily due to the growth of our e-commerce business, which is further attributable to our optimizing supply, content, services, technology and user experience.

Cost of Revenues

The following table sets forth our cost of revenues in absolute amounts and as percentages of our total revenues in 2021 and 2020, respectively:

	Year Ended December 31,			
	2021		2020	
	RMB	%	RMB	%
<i>(in thousands, except for percentages)</i>				
Revenue sharing costs and related taxes ⁽¹⁾	24,792,937	30.6	20,519,492	34.9
Bandwidth expenses and server custody costs ⁽²⁾	7,638,475	9.4	5,735,392	9.8
Depreciation of property and equipment and right-of-use assets, and amortization of intangible assets ⁽²⁾	6,246,286	7.7	4,573,549	7.8
Employee benefit expenses	3,451,634	4.3	1,712,980	2.9
Payment processing costs	1,602,030	2.0	1,004,480	1.7
Other cost of revenues	3,320,446	4.0	1,415,567	2.4
Total	47,051,808	58.0	34,961,460	59.5

Notes:

- (1) Revenue sharing costs and related taxes included related costs from online marketing services, live streaming and other services.
- (2) Server custody costs included the custody fee of internet data centers with a lease term of one year or less which is exempted under the new standard of IFRS 16-Leases. Leases of internet data centers with a term of over one year were recorded as right-of-use assets, and recorded as depreciation charge in cost of revenues.

Our cost of revenues increased by 34.6% to RMB47.1 billion in 2021 from RMB35.0 billion in 2020, primarily attributable to (i) the increase in revenue sharing costs and related taxes in line with our revenue growth; (ii) increases in bandwidth expenses and server custody costs, depreciation of property and equipment and right-of-use assets, and amortization of intangible assets in line with the increase in user traffic attributable to the enlarged user base and the growth of our business including overseas business; (iii) the increase in employee benefit expenses as a result of the increase in the headcount of employees to support our business growth and the related share-based compensation expenses; and (iv) the increase in content costs as part of other cost of revenues, as a result of our continuous efforts to diversify content verticals and enrich content ecosystem.

Gross Profit and Gross Profit Margin

The following table sets forth our gross profit both in absolute amounts and as percentages of our total revenues, or gross profit margin, in 2021 and 2020, respectively:

	Year Ended December 31,			
	2021		2020	
	<i>RMB</i>	<i>%</i>	<i>RMB</i>	<i>%</i>
	<i>(in thousands, except for percentages)</i>			
Gross profit	34,029,705	42.0	23,814,637	40.5

As a result of the foregoing, our gross profit increased by 42.9% to RMB34.0 billion in 2021 from RMB23.8 billion in 2020. Our gross profit margin increased to 42.0% in 2021 from 40.5% in 2020, mainly due to the decreased cost of revenues as a percentage of our total revenues primarily driven by the decrease in revenue sharing costs and related taxes as a percentage of our total revenues as a result of change in revenue mix, partially offset by increases in employee benefit expenses, and content costs as part of other cost of revenues, both as a percentage of our total revenues.

Selling and Marketing Expenses

Our selling and marketing expenses increased by 66.0% to RMB44.2 billion in 2021 from RMB26.6 billion in 2020, and increased to 54.5% in 2021 from 45.3% in 2020 as a percentage of our total revenues. The increase was primarily attributable to (i) an increase in promotion and advertising expenses as a result of the increased spending for promotion of our products, which to some extent was due to the intense competition surrounding traffic acquisition, and (ii) the increased spending for our brand marketing campaign and for overseas market business development.

Administrative Expenses

Our administrative expenses increased by 102.8% to RMB3.4 billion in 2021 from RMB1.7 billion in 2020, primarily due to an increase in employee benefits expenses as a result of the administrative personnel expansion to support our business growth and the related share-based compensation expenses. If the impact from share-based compensation expenses had been excluded, the administrative expenses as a percentage of revenues would have been 2.8% and 2.4% for 2021 and 2020, respectively.

Research and Development Expenses

Our research and development expenses increased by 128.4% to RMB15.0 billion in 2021 from RMB6.5 billion in 2020, primarily due to an increase in employee benefit expenses attributable to the research and development personnel expansion as we continue to invest in big data and other advanced technologies, and the related share-based compensation expenses. If the impact from share-based compensation expenses had been excluded, the research and development expenses as a percentage of revenues would have been 12.1% and 8.9% for 2021 and 2020, respectively.

Other Income

Our other income increased by 94.5% to RMB1.0 billion in 2021 from RMB528.0 million in 2020, primarily due to more government grants and value-added tax subsidies in 2021 as compared to 2020.

Other (Losses)/Gains, Net

We had other losses, net of RMB225.3 million in 2021, compared to other gains, net of RMB176.5 million in 2020, which was primarily due to the impairment provision for investments recorded in 2021.

Operating Loss

As a result of the foregoing, we had an operating loss of RMB27.7 billion and a negative operating margin of 34.2% in 2021, compared to an operating loss of RMB10.3 billion and a negative operating margin of 17.6% in 2020.

Finance Expense, Net

We had finance expense, net of RMB38.5 million and RMB35.3 million in 2021 and 2020, respectively, primarily attributable to interest expense from lease liabilities, which was partially offset by interest income from bank deposits. The interest expense from lease liabilities was in connection with the leasing of internet data centers to host additional servers to meet the growth of our user base and the leasing of office buildings.

Fair Value Changes of Convertible Redeemable Preferred Shares

Fair value changes of convertible redeemable preferred shares were negative RMB51.3 billion in 2021, compared to negative RMB106.8 billion in 2020, primarily due to changes in valuation of the Company, which was determined by the offering price of Shares in our initial public offering.

Share of Losses of Investments Accounted for Using the Equity Method

Our share of losses of investments accounted for using the equity method was RMB86.7 million in 2021, compared to nil in 2020, primarily due to the conversion of the Group's investment in certain investee from financial assets at fair value through profit or loss to investment accounted for using the equity method at the end of March 2021.

Loss before Income Tax

As a result of the foregoing, we had a loss before income tax of RMB79.1 billion and RMB117.2 billion in 2021 and 2020, respectively.

Income Tax Benefits

We had income tax benefits of RMB1.0 billion and RMB565.5 million in 2021 and 2020, respectively, primarily due to the recognition of deferred tax assets attributable to the net losses incurred by certain subsidiaries.

Loss for the Year

As a result of the foregoing, our loss for the year was RMB78.1 billion and RMB116.6 billion in 2021 and 2020, respectively.

Fourth Quarter of 2021 Compared to Fourth Quarter of 2020

The following table sets forth the comparative figures for the fourth quarter of 2021 and 2020, respectively:

	Unaudited Three Months Ended December 31,			
	2021		2020	
	<i>RMB</i>	<i>%</i>	<i>RMB</i>	<i>%</i>
	<i>(in thousands, except for percentages)</i>			
Revenues	24,430,260	100.0	18,098,656	100.0
Cost of revenues	<u>(14,281,697)</u>	<u>(58.5)</u>	<u>(9,594,824)</u>	<u>(53.0)</u>
Gross profit	10,148,563	41.5	8,503,832	47.0
Selling and marketing expenses	(10,229,580)	(41.9)	(6,781,475)	(37.5)
Administrative expenses	(919,756)	(3.8)	(595,398)	(3.3)
Research and development expenses	(4,016,063)	(16.4)	(2,429,671)	(13.4)
Other income	222,516	0.9	131,845	0.7
Other losses, net	<u>(995,834)</u>	<u>(4.0)</u>	<u>(206,658)</u>	<u>(1.1)</u>
Operating loss	(5,790,154)	(23.7)	(1,377,525)	(7.6)
Finance expense, net	(56,730)	(0.2)	(8,717)	(0.0)
Fair value changes of convertible redeemable preferred shares	—	—	(17,695,493)	(97.8)
Share of losses of investments accounted for using the equity method	<u>(24,771)</u>	<u>(0.1)</u>	<u>—</u>	<u>—</u>
Loss before income tax	(5,871,655)	(24.0)	(19,081,735)	(105.4)
Income tax expenses	<u>(331,088)</u>	<u>(1.4)</u>	<u>(182,045)</u>	<u>(1.0)</u>
Loss for the period	<u>(6,202,743)</u>	<u>(25.4)</u>	<u>(19,263,780)</u>	<u>(106.4)</u>
Non-IFRS Measures:				
Adjusted net loss	(3,568,768)	(14.6)	(459,271)	(2.5)
Adjusted EBITDA	(1,290,186)	(5.3)	1,172,504	6.5

Revenues

Our revenues increased by 35.0% to RMB24.4 billion for the fourth quarter of 2021, from RMB18.1 billion for the same period of 2020. The increase was primarily attributable to our online marketing services, e-commerce business and live streaming.

The following table sets forth our revenues by business lines in absolute amounts and as percentages of our total revenues for the fourth quarter of 2021 and 2020, respectively:

	Unaudited			
	Three Months Ended December 31,			
	2021		2020	
	<i>RMB</i>	<i>%</i>	<i>RMB</i>	<i>%</i>
	<i>(in thousands, except for percentages)</i>			
Online marketing services	13,236,475	54.2	8,511,345	47.0
Live streaming	8,827,182	36.1	7,899,803	43.6
Other services	2,366,603	9.7	1,687,508	9.4
Total	<u>24,430,260</u>	<u>100.0</u>	<u>18,098,656</u>	<u>100.0</u>

Online marketing services

Revenue from our online marketing services increased by 55.5% to RMB13.2 billion for the fourth quarter of 2021, from RMB8.5 billion for the same period of 2020, primarily attributable to user traffic growth and the growing number of advertisers, driven by improvements in advertiser experience and ad performance.

Live streaming

Revenue from our live streaming business increased by 11.7% to RMB8.8 billion for the fourth quarter of 2021, from RMB7.9 billion for the same period of 2020, as a result of 17.2% year-over-year growth in the monthly ARPPU, which was further supported by improved content quality and operating efficiency.

Other services

Revenue from our other services increased by 40.2% to RMB2.4 billion for the fourth quarter of 2021, from RMB1.7 billion for the same period of 2020, primarily due to the growth of our e-commerce business.

Cost of Revenues

The following table sets forth our cost of revenues in absolute amounts and as percentages of our total revenues for the fourth quarter of 2021 and 2020, respectively:

	Unaudited			
	Three Months Ended December 31,			
	2021		2020	
	<i>RMB</i>	<i>%</i>	<i>RMB</i>	<i>%</i>
<i>(in thousands, except for percentages)</i>				
Revenue sharing costs and related taxes ⁽¹⁾	8,191,079	33.5	5,137,058	28.4
Bandwidth expenses and server custody costs ⁽²⁾	1,808,818	7.4	1,814,894	10.0
Depreciation of property and equipment and right-of-use assets, and amortization of intangible assets ⁽²⁾	1,686,273	6.9	1,338,734	7.4
Employee benefit expenses	893,225	3.7	560,532	3.1
Payment processing costs	526,692	2.2	317,145	1.8
Other cost of revenues	1,175,610	4.8	426,461	2.3
Total	<u>14,281,697</u>	<u>58.5</u>	<u>9,594,824</u>	<u>53.0</u>

Notes:

- ⁽¹⁾ Revenue sharing costs and related taxes included related costs from online marketing services, live streaming and other services.
- ⁽²⁾ Server custody costs included the custody fee of internet data centers with a lease term of one year or less which is exempted under the new standard of IFRS 16-Leases. Leases of internet data centers with a term of over one year were recorded as right-of-use assets, and recorded as depreciation charge in cost of revenues.

Our cost of revenues increased by 48.8% to RMB14.3 billion for the fourth quarter of 2021, from RMB9.6 billion for the same period of 2020, primarily attributable to (i) the increase in revenue sharing costs and related taxes in line with our revenue growth; (ii) the increase in content costs as part of other cost of revenues, as a result of our continuous efforts to diversify content verticals and enrich content ecosystem; (iii) increases in depreciation of property and equipment and right-of-use assets, and amortization of intangible assets in line with the increase in user traffic attributable to the enlarged user base and the growth of our business including overseas business; and (iv) the increase in employee benefit expenses as a result of the increase in the headcount of employees to support our business growth and the related share-based compensation expenses.

Gross Profit and Gross Profit Margin

The following table sets forth our gross profit both in absolute amounts and as percentages of our total revenues, or gross profit margin, for the fourth quarter of 2021 and 2020, respectively:

	Unaudited			
	Three Months Ended December 31,			
	2021		2020	
	<i>RMB</i>	<i>%</i>	<i>RMB</i>	<i>%</i>
	<i>(in thousands, except for percentages)</i>			
Gross profit	10,148,563	41.5	8,503,832	47.0

As a result of the foregoing, our gross profit increased by 19.3% to RMB10.1 billion for the fourth quarter of 2021, from RMB8.5 billion for the same period of 2020. Our gross profit margin decreased to 41.5% for the fourth quarter of 2021, from 47.0% in the same period of 2020, mainly due to the increased cost of revenues as a percentage of our total revenues primarily driven by the increases in revenue sharing costs and related taxes, and content costs as part of other cost of revenues, both as a percentage of our total revenues, partially offset by a decrease in bandwidth expenses and server custody costs as a percentage of our total revenues.

Selling and Marketing Expenses

Our selling and marketing expenses increased by 50.8% to RMB10.2 billion for the fourth quarter of 2021, from RMB6.8 billion for the same period of 2020, and increased to 41.9% from 37.5% as a percentage of our total revenues. The increase was primarily attributable to an increase in promotion and advertising expenses as a result of the increased spending for promotion of our products, for our brand marketing campaign and for overseas market business development.

Administrative Expenses

Our administrative expenses increased by 54.5% to RMB919.8 million for the fourth quarter of 2021, from RMB595.4 million for the same period of 2020, primarily due to an increase in employee benefits expenses as a result of the administrative personnel expansion to support our business growth and the related share-based compensation expenses.

Research and Development Expenses

Our research and development expenses increased by 65.3% to RMB4.0 billion for the fourth quarter of 2021, from RMB2.4 billion for the same period of 2020, primarily attributable to an increase in employee benefit expenses attributable to the research and development personnel expansion as we continue to invest in big data and other advanced technologies, and the related share-based compensation expenses. If the impact from share-based compensation expenses had been excluded, the research and development expenses as a percentage of revenues would have been 11.9% and 9.9% for the fourth quarter of 2021 and 2020, respectively.

Other Income

Our other income increased by 68.8% to RMB222.5 million for the fourth quarter of 2021, from RMB131.8 million for the same period of 2020, primarily due to more government grants and value-added tax subsidies for the fourth quarter of 2021 as compared to the same period of 2020.

Other Losses, Net

We recorded other losses, net of RMB995.8 million and RMB206.7 million for the fourth quarter of 2021 and 2020, respectively. The increase was primarily due to the impairment provision for investments recorded in 2021.

Operating Loss

As a result of the foregoing, we had an operating loss of RMB5.8 billion and a negative operating margin of 23.7% for the fourth quarter of 2021, compared to an operating loss of RMB1.4 billion and a negative operating margin of 7.6% for the same period of 2020.

Finance Expense, Net

Our finance expense, net was RMB56.7 million and RMB8.7 million for the fourth quarter of 2021 and 2020, respectively, primarily attributable to interest expense from lease liabilities, which was partially offset by interest income from bank deposits. The interest expense from lease liabilities was in connection with the leasing of internet data centers to host additional servers to meet the growth of our user base and the leasing of office buildings.

Fair Value Changes of Convertible Redeemable Preferred Shares

Fair value changes of convertible redeemable preferred shares were nil for the fourth quarter of 2021, as a result of the completion of our initial public offering in February 2021, compared to negative RMB17.7 billion for the same period of 2020.

Share of Losses of Investments Accounted for Using the Equity Method

Our share of losses of investments accounted for using the equity method was RMB24.8 million for the fourth quarter of 2021, compared to nil for the same period of 2020, primarily due to the conversion of the Group's investment in certain investee from financial assets at fair value through profit or loss to investment accounted for using the equity method at the end of March 2021.

Loss before Income Tax

As a result of the foregoing, we had a loss before income tax of RMB5.9 billion and RMB19.1 billion for the fourth quarter of 2021 and 2020, respectively.

Income Tax Expenses

We incurred income tax expenses of RMB331.1 million and RMB182.0 million for the fourth quarter of 2021 and 2020, respectively.

Loss for the Period

As a result of the foregoing, our loss was RMB6.2 billion for the fourth quarter of 2021, compared to RMB19.3 billion for the same period of 2020.

Fourth Quarter of 2021 Compared to Third Quarter of 2021

The following table sets forth the comparative figures for the fourth and third quarter of 2021, respectively:

	Unaudited Three Months Ended			
	December 31, 2021		September 30, 2021	
	<i>RMB</i>	<i>%</i>	<i>RMB</i>	<i>%</i>
	<i>(in thousands, except for percentages)</i>			
Revenues	24,430,260	100.0	20,492,977	100.0
Cost of revenues	(14,281,697)	(58.5)	(11,984,377)	(58.5)
Gross profit	10,148,563	41.5	8,508,600	41.5
Selling and marketing expenses	(10,229,580)	(41.9)	(11,016,923)	(53.8)
Administrative expenses	(919,756)	(3.8)	(913,050)	(4.5)
Research and development expenses	(4,016,063)	(16.4)	(4,217,699)	(20.6)
Other income	222,516	0.9	425,534	2.2
Other losses, net	(995,834)	(4.0)	(190,052)	(0.9)
Operating loss	(5,790,154)	(23.7)	(7,403,590)	(36.1)
Finance (expense)/income, net	(56,730)	(0.2)	23,420	0.1
Share of losses of investments accounted for using the equity method	(24,771)	(0.1)	(36,995)	(0.2)
Loss before income tax	(5,871,655)	(24.0)	(7,417,165)	(36.2)
Income tax (expenses)/benefits	(331,088)	(1.4)	330,269	1.6
Loss for the period	(6,202,743)	(25.4)	(7,086,896)	(34.6)
Non-IFRS Measures:				
Adjusted net loss	(3,568,768)	(14.6)	(4,616,262)	(22.5)
Adjusted EBITDA	(1,290,186)	(5.3)	(3,174,157)	(15.5)

Revenues

Our revenues increased by 19.2% to RMB24.4 billion for the fourth quarter of 2021, from RMB20.5 billion for the third quarter of 2021, primarily attributable to our online marketing services, live streaming and e-commerce business.

The following table sets forth our revenues by business lines in absolute amounts and as percentages of our total revenues for the fourth and third quarter of 2021, respectively:

	Unaudited			
	Three Months Ended			
	December 31, 2021		September 30, 2021	
	<i>RMB</i>	<i>%</i>	<i>RMB</i>	<i>%</i>
	<i>(in thousands, except for percentages)</i>			
Online marketing services	13,236,475	54.2	10,909,035	53.2
Live streaming	8,827,182	36.1	7,724,141	37.7
Other services	2,366,603	9.7	1,859,801	9.1
Total	<u>24,430,260</u>	<u>100.0</u>	<u>20,492,977</u>	<u>100.0</u>

Online marketing services

Revenue from our online marketing services increased by 21.3% to RMB13.2 billion for the fourth quarter of 2021, from RMB10.9 billion for the third quarter of 2021, primarily attributable to user traffic growth and the growing number of advertisers, driven by improvements in advertiser experience and ad performance.

Live streaming

Revenue from our live streaming business was RMB8.8 billion for the fourth quarter of 2021, compared to RMB7.7 billion for the third quarter of 2021, as more audience were drawn to our live streaming by improved content quality and operating efficiency.

Other services

Revenue from our other services increased by 27.3% to RMB2.4 billion for the fourth quarter of 2021, from RMB1.9 billion for the third quarter of 2021, primarily due to the growth of our e-commerce business.

Cost of Revenues

The following table sets forth our cost of revenues in absolute amounts and as percentages of our total revenues for the fourth and third quarter of 2021, respectively:

	Unaudited Three Months Ended			
	December 31, 2021		September 30, 2021	
	RMB	%	RMB	%
<i>(in thousands, except for percentages)</i>				
Revenue sharing costs and related taxes ⁽¹⁾	8,191,079	33.5	6,105,445	29.8
Bandwidth expenses and server custody costs ⁽²⁾	1,808,818	7.4	1,945,954	9.5
Depreciation of property and equipment and right-of-use assets, and amortization of intangible assets ⁽²⁾	1,686,273	6.9	1,620,731	7.9
Employee benefit expenses	893,225	3.7	926,541	4.5
Payment processing costs	526,692	2.2	398,484	1.9
Other cost of revenues	1,175,610	4.8	987,222	4.9
Total	14,281,697	58.5	11,984,377	58.5

Notes:

- ⁽¹⁾ Revenue sharing costs and related taxes included related costs from online marketing services, live streaming and other services.
- ⁽²⁾ Server custody costs included the custody fee of internet data centers with a lease term of one year or less which is exempted under the new standard of IFRS 16-Leases. Leases of internet data centers with a term of over one year were recorded as right-of-use assets, and recorded as depreciation charge in cost of revenues.

Our cost of revenues increased by 19.2% to RMB14.3 billion for the fourth quarter of 2021, from RMB12.0 billion for the third quarter of 2021, primarily attributable to the increase in revenue sharing costs and related taxes in line with our revenue growth.

Gross Profit and Gross Profit Margin

The following table sets forth our gross profit both in absolute amounts and as percentages of our total revenues, or gross profit margin, for the fourth and third quarter of 2021, respectively:

	Unaudited			
	Three Months Ended			
	December 31, 2021		September 30, 2021	
	<i>RMB</i>	<i>%</i>	<i>RMB</i>	<i>%</i>
	<i>(in thousands, except for percentages)</i>			
Gross profit	10,148,563	41.5	8,508,600	41.5

As a result of the foregoing, our gross profit increased by 19.3% to RMB10.1 billion for the fourth quarter of 2021, from RMB8.5 billion for the third quarter of 2021. Our gross profit margin was 41.5% for both the fourth and the third quarter of 2021.

Selling and Marketing Expenses

Our selling and marketing expenses decreased by 7.1% to RMB10.2 billion for the fourth quarter of 2021, from RMB11.0 billion for the third quarter of 2021, and decreased to 41.9% for the fourth quarter of 2021 from 53.8% for the third quarter of 2021 as a percentage of our total revenues. The decrease was primarily attributable to disciplined and more efficient spending on user acquisition and maintenance.

Administrative Expenses

Our administrative expenses slightly increased by 0.7% to RMB919.8 million for the fourth quarter of 2021, from RMB913.1 million for the third quarter of 2021.

Research and Development Expenses

Our research and development expenses decreased by 4.8% to RMB4.0 billion for the fourth quarter of 2021, from RMB4.2 billion for the third quarter of 2021.

Other Income

Our other income was RMB222.5 million for the fourth quarter of 2021, compared to RMB425.5 million for the third quarter of 2021, mainly attributable to less government grants in the fourth quarter of 2021 as compared to the third quarter of 2021.

Other Losses, Net

We recorded other losses, net of RMB995.8 million for the fourth quarter of 2021, compared to other losses, net of RMB190.1 million for the third quarter of 2021. The increase was primarily due to the impairment provision for investments recorded in the fourth quarter of 2021.

Operating Loss

As a result of the foregoing, we had operating loss of RMB5.8 billion for the fourth quarter of 2021, and operating loss of RMB7.4 billion for the third quarter of 2021, and our operating margin was negative 23.7% for the fourth quarter of 2021, compared to negative 36.1% for the third quarter of 2021.

Finance (Expense)/Income, Net

We had finance expense, net of RMB56.7 million in the fourth quarter of 2021, compared to finance income, net of RMB23.4 million in the third quarter of 2021. The change was primarily due to the increase in interest expense from lease liabilities, partially offset by the increase in interest income from bank deposits.

Share of Losses of Investments Accounted for Using the Equity Method

Our share of losses of investments accounted for using the equity method were RMB24.8 million for the fourth quarter of 2021 and RMB37.0 million for the third quarter of 2021.

Loss before Income Tax

As a result of the foregoing, we had a loss before income tax of RMB5.9 billion for the fourth quarter of 2021, compared to RMB7.4 billion for the third quarter of 2021.

Income Tax (Expenses)/Benefits

We had income tax expenses of RMB331.1 million for the fourth quarter of 2021, compared to income tax benefits of RMB330.3 million for the third quarter of 2021, because more current income tax expenses were incurred than deferred income tax benefits for the fourth quarter of 2021.

Loss for the Period

As a result of the foregoing, our loss was RMB6.2 billion for the fourth quarter of 2021, compared to RMB7.1 billion for the third quarter of 2021.

Reconciliation of Non-IFRS Measures to the Nearest IFRS Measures

We believe that the presentation of non-IFRS measures facilitate comparisons of operating performance from period to period and company to company by eliminating the potential impact of items that our management does not consider to be indicative of our operating performance, such as certain non-cash items. The use of these non-IFRS measures has limitations as an analytical tool, and you should not consider them in isolation from, as a substitute for, analysis of, or superior to, our results of operations or financial conditions as reported under IFRS. In addition, these non-IFRS financial measures may be defined differently from similar terms used by other companies, and may not be comparable to other similarly titled measures used by other companies. Our presentation of these non-IFRS measures should not be construed as an implication that our future results will be unaffected by unusual or non-recurring items.

The following table sets forth the reconciliations of our non-IFRS financial measures for the years ended December 31, 2021 and 2020, respectively, to the nearest measures prepared in accordance with IFRS:

	Year Ended December 31,	
	2021	2020
	<i>(in RMB thousands)</i>	
Loss for the year	(78,077,101)	(116,635,242)
Add:		
Share-based compensation expenses	7,830,249	1,840,886
Fair value changes of convertible redeemable preferred shares	51,275,797	106,845,549
Net fair value changes on investments ⁽¹⁾	119,286	84,989
Adjusted net loss (unaudited)	<u>(18,851,769)</u>	<u>(7,863,818)</u>
Adjusted net loss (unaudited)	(18,851,769)	(7,863,818)
Add:		
Income tax benefits	(1,025,155)	(565,548)
Depreciation of property and equipment	3,985,910	3,077,674
Depreciation of right-of-use assets	2,735,442	1,656,457
Amortization of intangible assets	163,665	128,861
Finance expense, net	38,536	35,288
Adjusted EBITDA (unaudited)	<u>(12,953,371)</u>	<u>(3,531,086)</u>

Note:

- ⁽¹⁾ Net fair value changes on investments represents net fair value (gains)/losses on financial assets at fair value through profit or loss of our investments in listed and unlisted entities and impairment provision for investments, which is unrelated to our core business and operating performance and subject to market fluctuations, and exclusion of which provides investors with more relevant and useful information to evaluate our performance.

The following table sets forth the reconciliations of our non-IFRS financial measures for the fourth quarter of 2021, the third quarter of 2021 and the fourth quarter of 2020, respectively, to the nearest measures prepared in accordance with IFRS:

	Unaudited		
	Three Months Ended		
	December 31,	September 30,	December 31,
	2021	2021	2020
	<i>(in RMB thousands)</i>		
Loss for the period	(6,202,743)	(7,086,896)	(19,263,780)
Add:			
Share-based compensation expenses	1,742,471	2,264,622	863,799
Fair value changes of convertible redeemable preferred shares	—	—	17,695,493
Net fair value changes on investments ⁽¹⁾	891,504	206,012	245,217
Adjusted net loss	<u>(3,568,768)</u>	<u>(4,616,262)</u>	<u>(459,271)</u>
Adjusted net loss	(3,568,768)	(4,616,262)	(459,271)
Add:			
Income tax expenses/(benefits)	331,088	(330,269)	182,045
Depreciation of property and equipment	1,077,220	1,030,724	903,482
Depreciation of right-of-use assets	776,990	721,717	499,239
Amortization of intangible assets	36,554	43,353	38,292
Finance expense/(income), net	56,730	(23,420)	8,717
Adjusted EBITDA	<u>(1,290,186)</u>	<u>(3,174,157)</u>	<u>1,172,504</u>

Note:

- ⁽¹⁾ Net fair value changes on investments represents net fair value (gains)/losses on financial assets at fair value through profit or loss of our investments in listed and unlisted entities and impairment provision for investments, which is unrelated to our core business and operating performance and subject to market fluctuations, and exclusion of which provides investors with more relevant and useful information to evaluate our performance.

Liquidity and Capital Resources

Other than the funds raised through our global offering in February 2021, we historically met our working capital and other capital requirements primarily through capital contributions from shareholders, cash generated from issuance of convertible redeemable preferred shares and cash generated from our operating activities. We had cash and cash equivalents of RMB32.6 billion as of December 31, 2021, compared to RMB20.4 billion as of December 31, 2020.

The following table sets forth a summary of our cash flows for the years ended December 31, 2021 and 2020, respectively:

	Year Ended December 31,	
	2021	2020
	<i>(in RMB thousands)</i>	
Net cash (used in)/generated from operating activities	(5,519,291)	2,288,640
Net cash used in investing activities	(18,361,335)	(4,867,465)
Net cash generated from financing activities	36,500,187	19,290,120
Net increase in cash and cash equivalents	12,619,561	16,711,295
Cash and cash equivalents at the beginning of the year	20,391,545	3,996,236
Effects of exchange rate changes on cash and cash equivalents	(398,687)	(315,986)
Cash and cash equivalents at the end of the year	<u>32,612,419</u>	<u>20,391,545</u>

Net Cash (Used in)/Generated from Operating Activities

Net cash (used in)/generated from operating activities represents the cash used in or generated from our operations minus the income tax paid. Cash used in or generated from our operations primarily consists of our loss before income tax, adjusted by non-cash items and changes in working capital.

For the year ended December 31, 2021, our net cash used in operating activities was RMB5.5 billion, which was primarily attributable to our loss before income tax of RMB79.1 billion, adjusted by non-cash items, primarily comprising fair value changes of convertible redeemable preferred shares of RMB51.3 billion, share-based compensation expenses of RMB7.8 billion, depreciation of property and equipment of RMB4.0 billion, depreciation of right-of-use assets of RMB2.7 billion, partially offset by net fair value gains on financial assets at fair value through profit or loss of RMB1.0 billion. The amount was further adjusted by changes in working capital, which primarily comprised increases in accounts payables of RMB8.0 billion and other payables and accruals of RMB3.4 billion, partially offset by increase in trade receivables of RMB2.0 billion and increase in prepayments, other receivables and other current assets of RMB907.2 million. We also paid income tax of RMB1.5 billion.

Net Cash Used in Investing Activities

For the year ended December 31, 2021, our net cash used in investing activities was RMB18.4 billion, which was primarily attributable to purchase of investments in current financial assets at fair value through profit or loss of RMB72.4 billion, purchase of time deposits with initial terms of over three months of RMB12.9 billion, purchase of property, equipment and intangible assets of RMB7.8 billion and purchase of investments in non-current financial assets at fair value through profit or loss of RMB1.0 billion, partially offset by proceeds from disposal of investments in current financial assets at fair value through profit or loss of RMB67.4 billion and proceeds from maturity of time deposits with initial terms over three months of RMB8.2 billion.

Net Cash Generated from Financing Activities

For the year ended December 31, 2021, our net cash generated from financing activities was RMB36.5 billion, which was primarily attributable to net proceeds from issuance of ordinary shares relating to the initial public offering of RMB39.2 billion, partially offset by payments for principal elements of lease and the related interest of RMB2.7 billion.

Impact of the Coronavirus Outbreak

During the outbreak of COVID-19, including the emergence of the Delta and Omicron virus variants, the PRC government adopted various social distancing initiatives in response to the pandemic, and many people turned to online social and entertainment activities in lieu of physical gatherings. Consequently, there was a surge in demand for internet and mobile services. However, the surge in demand was offset by certain factors, including (i) decreased advertising spending from certain of our advertisers who experienced uncertainties in their business operations due to the further spread of COVID-19 and its multiple variants, which in turn affected our online marketing service revenue; (ii) reduced incomes and declined consumption of our users as a result of the economic disruption caused by the COVID-19 pandemic, which had an impact on the revenue from our live streaming business and the growth of our e-commerce GMV; and (iii) supply chain disruptions and logistics challenges that had limited our merchants' capabilities to provide merchandise and services to our users, affecting our e-commerce GMV.

While there has been improvement in the COVID-19 situation in China, we are uncertain as to when the outbreak of COVID-19 will continue to be contained, and we also cannot predict if the impact will be long-lasting. In particular, the recent emergence of the Omicron virus variant, a COVID-19 virus variant that is significantly more infectious than its predecessors, could affect the overall business sentiment. We took a series of measures in response to the outbreak to protect our employees in compliance with governments' measures, including, among others, remote working arrangements for our employees and travel restrictions or suspension. These measures temporarily reduced the capacity and efficiency of our operations.

FINANCIAL INFORMATION

CONSOLIDATED INCOME STATEMENT

		Year ended December 31,	
		2021	2020
	Note	RMB'000	RMB'000
Revenues	3	81,081,513	58,776,097
Cost of revenues	5	<u>(47,051,808)</u>	<u>(34,961,460)</u>
Gross profit		34,029,705	23,814,637
Selling and marketing expenses	5	(44,175,898)	(26,614,746)
Administrative expenses	5	(3,400,316)	(1,676,745)
Research and development expenses	5	(14,956,247)	(6,547,578)
Other income		1,026,742	527,996
Other (losses)/gains, net	4	<u>(225,251)</u>	<u>176,483</u>
Operating loss		(27,701,265)	(10,319,953)
Finance expense, net		(38,536)	(35,288)
Fair value changes of convertible redeemable preferred shares	16	(51,275,797)	(106,845,549)
Share of losses of investments accounted for using the equity method		<u>(86,658)</u>	<u>—</u>
Loss before income tax		(79,102,256)	(117,200,790)
Income tax benefits	6	<u>1,025,155</u>	<u>565,548</u>
Loss for the year		<u>(78,077,101)</u>	<u>(116,635,242)</u>
Attributable to:			
— Equity holders of the Company		(78,073,643)	(116,635,242)
— Non-controlling interests		<u>(3,458)</u>	<u>—</u>
		<u>(78,077,101)</u>	<u>(116,635,242)</u>
Loss per share for the loss attributable to the equity holders of the Company (expressed in RMB per share)	7		
Basic loss per share		<u>(20.37)</u>	<u>(125.25)</u>
Diluted loss per share		<u>(20.37)</u>	<u>(125.25)</u>

CONSOLIDATED STATEMENT OF COMPREHENSIVE LOSS

		Year ended December 31,	
		2021	2020
	Note	RMB'000	RMB'000
Loss for the year		(78,077,101)	(116,635,242)
Other comprehensive income			
<i>Items that will not be reclassified to profit or loss</i>			
Fair value change on convertible redeemable preferred shares due to own credit risk	16	—	2,404
Currency translation differences		282,560	9,816,967
<i>Items that may be reclassified subsequently to profit or loss</i>			
Currency translation differences		740,239	819,897
Other comprehensive income for the year, net of taxes		1,022,799	10,639,268
Total comprehensive loss for the year		(77,054,302)	(105,995,974)
Attributable to:			
— Equity holders of the Company		(77,050,839)	(105,995,974)
— Non-controlling interests		(3,463)	—
		(77,054,302)	(105,995,974)

CONSOLIDATED BALANCE SHEET

		As of December 31,	
		2021	2020
	Note	RMB'000	RMB'000
ASSETS			
Non-current assets			
Property and equipment	8	11,050,654	7,206,100
Right-of-use assets	9	12,561,745	5,199,712
Intangible assets		1,171,754	1,247,788
Investments accounted for using the equity method		1,411,141	—
Financial assets at fair value through profit or loss	10	3,300,623	3,843,315
Deferred tax assets		5,405,224	2,313,301
Long-term time deposits	12	4,000,000	500,000
Other non-current assets		603,367	308,982
		<u>39,504,508</u>	<u>20,619,198</u>
Current assets			
Trade receivables	11	4,450,092	2,428,039
Prepayments, other receivables and other current assets		3,278,318	2,285,420
Financial assets at fair value through profit or loss	10	8,842,203	3,690,448
Short-term time deposits	12	3,825,420	2,729,095
Restricted cash	12	2,415	3,698
Cash and cash equivalents	12	32,612,419	20,391,545
		<u>53,010,867</u>	<u>31,528,245</u>
Total assets		<u><u>92,515,375</u></u>	<u><u>52,147,443</u></u>

CONSOLIDATED BALANCE SHEET (CONTINUED)

		As of December 31,	
		2021	2020
	Note	RMB'000	RMB'000
EQUITY AND LIABILITIES			
Equity attributable to equity holders of the Company			
Share capital		142	30
Share premium		274,407,796	—
Other reserves		20,853,674	12,011,644
Accumulated losses		(250,172,236)	(172,061,513)
		45,089,376	(160,049,839)
Non-controlling interests		6,595	—
Total equity		45,095,971	(160,049,839)
LIABILITIES			
Non-current liabilities			
Lease liabilities	9	10,079,847	3,608,041
Deferred tax liabilities		28,477	31,601
Convertible redeemable preferred shares	16	—	185,372,816
Other non-current liabilities		55,560	—
		10,163,884	189,012,458
Current liabilities			
Accounts payables	14	20,021,082	11,544,297
Other payables and accruals		9,123,367	5,763,226
Advances from customers	15	3,502,642	3,290,098
Income tax liabilities		1,079,591	487,843
Lease liabilities	9	3,528,838	2,099,360
		37,255,520	23,184,824
Total liabilities		47,419,404	212,197,282
Total equity and liabilities		92,515,375	52,147,443

CONDENSED CONSOLIDATED STATEMENT OF CASH FLOWS

	Year ended December 31,	
	2021	2020
	<i>RMB'000</i>	<i>RMB'000</i>
Net cash (used in)/generated from operating activities	(5,519,291)	2,288,640
Net cash used in investing activities	(18,361,335)	(4,867,465)
Net cash generated from financing activities	<u>36,500,187</u>	<u>19,290,120</u>
Net increase in cash and cash equivalents	12,619,561	16,711,295
Cash and cash equivalents at the beginning of the year	20,391,545	3,996,236
Effects of exchange rate changes on cash and cash equivalents	<u>(398,687)</u>	<u>(315,986)</u>
Cash and cash equivalents at the end of the year	<u><u>32,612,419</u></u>	<u><u>20,391,545</u></u>

NOTES TO THE FINANCIAL INFORMATION

1. General information

Kuaishou Technology (the “**Company**”) was incorporated in the Cayman Islands on February 11, 2014 as an exempted company with limited liability. The registered office is at PO Box 309, Ugland House, Grand Cayman, KY1-1104, Cayman Islands. The Company completed the listing on the Main Board of The Stock Exchange of Hong Kong Limited on February 5, 2021 (“**IPO**”).

The Company is an investment holding company. The Company and its subsidiaries, including structured entities (collectively, the “**Group**”), provides online marketing services, live streaming services and other services to its customers.

Mr. Su Hua and Mr. Cheng Yixiao are the ultimate controlling shareholders of the Company as of the date of approval of the consolidated financial statements.

The consolidated financial statements are presented in Renminbi (“**RMB**”), unless otherwise stated.

2. Summary of significant accounting policies

This note provides a list of the significant accounting policies applied in the preparation of the consolidated financial statements. These policies have been consistently applied throughout all the years presented, unless otherwise stated.

2.1 *Basis of preparation*

The consolidated financial statements of the Group have been prepared in accordance with all applicable International Financial Reporting Standards (“**IFRSs**”) and interpretations issued by International Accounting Standards Board (“**IASB**”) applicable to companies reporting under IFRSs and disclosure requirements of the Hong Kong Companies Ordinance.

The consolidated financial statements have been prepared on a historical cost basis, except for certain financial assets and liabilities measured at fair value.

2.2 *New and amended standards adopted by the Group*

The following new and amended standards are mandatory for the first time for the Group's financial year beginning on January 1, 2021 and are applicable for the Group:

- Interest Rate Benchmark Reform Phase 2 — Amendments to IFRS 9, IAS 39, IFRS 7, IFRS 4 and IFRS 16
- Covid-19-related Rent Concessions — Amendments to IFRS 16

The adoption of the above new and amended standards did not have any significant financial impact on these consolidated financial statements.

2.3 *New standards and interpretations not yet adopted*

Certain new accounting standards, amendments and interpretations have been issued but are not yet effective for the year beginning on January 1, 2021 and have not been early adopted by the Group during the year ended December 31, 2021. These standards are not expected to have a material impact on the Group in the current or future reporting periods and on foreseeable future transactions.

Standards and amendments	Effective for annual years beginning on or after
Classification of Liabilities as Current or Non-current — Amendments to IAS 1	January 1, 2023
Disclosure of Accounting Policies — Amendments to IAS 1 and IFRS Practice Statement 2	January 1, 2023
Definition of Accounting Estimates — Amendments to IAS 8	January 1, 2023
Deferred Tax related to Assets and Liabilities arising from a Single Transaction — Amendments to IAS 12	January 1, 2023
IFRS 17 Insurance Contracts	January 1, 2023
Reference to the Conceptual Framework — Amendments to IFRS 3	January 1, 2022
Property, Plant and Equipment — Proceeds before Intended Use — Amendments to IAS 16	January 1, 2022
Onerous Contracts — Cost of Fulfilling a Contract — Amendments to IAS 37	January 1, 2022
Annual Improvements to IFRS Standards 2018–2020	January 1, 2022
Sale or Contribution of Assets between an Investor and its Associate or Joint Venture — Amendments to IFRS 10 and IAS 28	To be determined

3. Revenues

The breakdown of revenues during the years ended December 31, 2021 and 2020 is as follows:

	Year ended December 31,	
	2021	2020
	<i>RMB'000</i>	<i>RMB'000</i>
Online marketing services	42,665,483	21,854,539
Live streaming	30,995,152	33,209,115
Other services	7,420,878	3,712,443
	<u>81,081,513</u>	<u>58,776,097</u>

4. Other (losses)/gains, net

	Year ended December 31,	
	2021	2020
	<i>RMB'000</i>	<i>RMB'000</i>
Net (losses)/gains on disposal of property and equipment, intangible assets and right-of-use assets	(43,373)	90
Net fair value gains/(losses) on financial assets at fair value through profit or loss		
— Investments in listed and unlisted entities	802,747	(84,989)
— Wealth management products and others	242,978	357,733
Net foreign exchange (losses)/gains	(90,773)	35,884
Impairment provision for investments	(922,033)	—
Others	(214,797)	(132,235)
	<u>(225,251)</u>	<u>176,483</u>

5. Expenses by nature

	Year ended December 31,	
	2021	2020
	<i>RMB'000</i>	<i>RMB'000</i>
Revenue sharing costs and related taxes	24,792,937	20,519,492
Employee benefit expenses	21,870,107	9,616,960
Promotion and advertising expenses	41,216,431	25,491,328
Bandwidth expenses and server custody costs	7,638,475	5,735,392
Depreciation of property and equipment	3,985,910	3,077,674
Depreciation of right-of-use assets	2,735,442	1,656,457
Amortization of intangible assets	163,665	128,861
Outsourcing and other labor costs	1,498,304	583,084
Payment processing costs	1,602,030	1,004,480
Auditor's remuneration		
— Audit services	30,000	32,524
— Non-audit services	23,126	3,641
Other professional fees	284,508	164,047
Tax surcharges	378,263	377,097
Credit loss allowances on financial assets	27,550	12,424
Others (<i>Note a</i>)	3,337,521	1,397,068
	<u>109,584,269</u>	<u>69,800,529</u>

Note:

- (a) Others mainly comprise content-related costs, office facilities fees, travelling and communication fees.

6. Income tax

(a) *Cayman Islands*

The Company is incorporated as an exempted company with limited liability under the Companies Law of the Cayman Islands and is not subject to tax on income or capital gains. Additionally, the Cayman Islands do not impose a withholding tax on payments of dividends to shareholders. The Cayman Islands are not party to any double tax treaties that are applicable to any payments made by or to the Company.

(b) *British Virgin Islands (“BVI”)*

The Group’s entities established under the International Business Companies Acts of the BVI are exempted from BVI income tax.

(c) *Hong Kong Income Tax*

Entities incorporated in Hong Kong are subject to Hong Kong profits tax of which the tax rate is 8.25% for assessable profits on the first HK\$2 million and 16.5% for any assessable profits in excess of HK\$2 million. No provision for Hong Kong profits tax was made as we had no estimated assessable profit that was subject to Hong Kong profits tax during the year ended December 31, 2021 (2020: Nil).

(d) *PRC Enterprise Income Tax*

The income tax provision of the Group in respect of its operations in the PRC was subject to statutory tax rate of 25% on the assessable profits for the year ended December 31, 2021 based on the existing legislation, interpretation and practices in respect thereof (2020: 25%).

Beijing Dajia Internet Information Technology Co., Ltd. (“**Beijing Dajia**”) was accredited as High and New Technology Enterprises enabling it to enjoy a preferential tax rate of 15% from 2020 to 2022. In addition, Beijing Dajia was granted as “Software Enterprise”, which entitled it to an income tax exemption for two years beginning with its first profitable year and a 50% reduction to a rate of 12.5% for the subsequent three years from 2017 to 2021. In 2020, Beijing Dajia also obtained the qualification of “Key National Software Enterprise” which entitled it to a further reduced preferential income tax rate of 10% for the year of 2019.

According to the relevant laws and regulations promulgated by the State Taxation Administration of the PRC that was effective from 2008 onwards, enterprises engaging in research and development activities are entitled to claim 150% of their research and development expense so incurred as tax deductible expense when determining their assessable profit for that year (“**Super Deduction**”). The State Taxation Administration of the PRC announced in September 2018 that enterprises engaging in research and development activities are entitled to claim 175% of their research and development expenses as Super Deduction from January 1, 2018. The Group has made its best estimate for the Super Deduction to be claimed for the Group’s entities in ascertaining their assessable profits during the year.

(e) Withholding Tax in Mainland China (“WHT”)

According to the New Corporate Income Tax Law, beginning January 1, 2008, distribution of profits earned by companies in mainland China since January 1, 2008 to foreign investors is subject to withholding tax of 5% or 10%, depending on the country of incorporation of the foreign investor, upon the distribution of profits to overseas-incorporated immediate holding companies.

The Group does not have any plan in the foreseeable future to require its subsidiaries in mainland China to distribute their retained earnings and intends to retain them to operate and expand its business in mainland China. Accordingly, no deferred income tax liability related to WHT on undistributed earnings was accrued as of the end of each reporting period.

The income tax benefits of the Group during the years ended December 31, 2021 and 2020 are analysed as follows:

	Year ended December 31,	
	2021	2020
	<i>RMB'000</i>	<i>RMB'000</i>
Current income tax	(2,072,167)	(893,467)
Deferred income tax	3,097,322	1,459,015
	<hr/>	<hr/>
Income tax benefits	<u>1,025,155</u>	<u>565,548</u>

7. Loss per share

(a) Basic loss per share

Basic loss per share for the year are calculated by dividing the loss attributable to the Company's equity holders by the weighted average number of ordinary shares in issue during the year.

	Year ended December 31,	
	2021	2020
	<i>RMB'000</i>	<i>RMB'000</i>
Net loss attributable to equity holders of the Company	(78,073,643)	(116,635,242)
Weighted average number of ordinary shares in issue (<i>thousand shares</i>)	<u>3,833,009</u>	<u>931,245</u>
Basic loss per share (<i>expressed in RMB per share</i>)	<u>(20.37)</u>	<u>(125.25)</u>

(b) Diluted loss per share

Diluted loss per share is calculated by adjusting the weighted average number of ordinary shares outstanding to assume conversion of all dilutive potential ordinary shares.

During the years ended December 31, 2021 and 2020, the Company had three categories of potential ordinary shares: convertible redeemable preferred shares ("**Preferred Shares**"), share options and restricted share units. As the Company incurred losses for the years ended December 31, 2021 and 2020, these potential ordinary shares were not included in the calculation of diluted loss per share as their inclusion would be anti-dilution. Accordingly, the amounts of diluted loss per share for the years ended December 31, 2021 and 2020 were the same as basic loss per share of the respective years.

8. Property and equipment

The detailed information of property and equipment during the years ended December 31, 2021 and 2020 is as below:

	Buildings <i>RMB'000</i>	Servers, computers and equipment <i>RMB'000</i>	Office equipment <i>RMB'000</i>	Leasehold improvements <i>RMB'000</i>	Construction in progress <i>RMB'000</i>	Total <i>RMB'000</i>
At January 1, 2021						
Cost	—	12,315,894	29,566	253,481	25,173	12,624,114
Accumulated depreciation	—	(5,311,475)	(10,199)	(96,340)	—	(5,418,014)
Net book amount	—	7,004,419	19,367	157,141	25,173	7,206,100
Year ended December 31, 2021						
Opening net book amount	—	7,004,419	19,367	157,141	25,173	7,206,100
Currency translation differences	—	(4,537)	(10)	(564)	—	(5,111)
Additions	2,541,793	4,576,165	36,424	103,445	636,205	7,894,032
Transfer from construction in progress to leasehold improvements	—	—	—	141,666	(141,666)	—
Disposal	—	(5,176)	(125)	(609)	(52,671)	(58,581)
Depreciation charge	—	(3,827,465)	(11,295)	(147,150)	—	(3,985,910)
Business combination	—	24	1	99	—	124
Closing net book amount	2,541,793	7,743,430	44,362	254,028	467,041	11,050,654
At December 31, 2021						
Cost	2,541,793	16,851,672	65,172	488,604	467,041	20,414,282
Accumulated depreciation	—	(9,108,242)	(20,810)	(234,576)	—	(9,363,628)
Net book amount	2,541,793	7,743,430	44,362	254,028	467,041	11,050,654

	Buildings <i>RMB'000</i>	Servers, computers and equipment <i>RMB'000</i>	Office equipment <i>RMB'000</i>	Leasehold improvements <i>RMB'000</i>	Construction in progress <i>RMB'000</i>	Total <i>RMB'000</i>
At January 1, 2020						
Cost	—	8,401,480	15,945	122,734	34,029	8,574,188
Accumulated depreciation	—	(2,312,079)	(4,972)	(24,832)	—	(2,341,883)
Net book amount	<u>—</u>	<u>6,089,401</u>	<u>10,973</u>	<u>97,902</u>	<u>34,029</u>	<u>6,232,305</u>
Year ended December 31, 2020						
Opening net book amount	—	6,089,401	10,973	97,902	34,029	6,232,305
Currency translation differences	—	(792)	(15)	—	—	(807)
Additions	—	3,916,919	14,394	32,973	88,918	4,053,204
Transfer from construction in progress to leasehold improvements	—	—	—	97,774	(97,774)	—
Disposal	—	(691)	(237)	—	—	(928)
Depreciation charge	—	(3,000,418)	(5,748)	(71,508)	—	(3,077,674)
Closing net book amount	<u>—</u>	<u>7,004,419</u>	<u>19,367</u>	<u>157,141</u>	<u>25,173</u>	<u>7,206,100</u>
At December 31, 2020						
Cost	—	12,315,894	29,566	253,481	25,173	12,624,114
Accumulated depreciation	—	(5,311,475)	(10,199)	(96,340)	—	(5,418,014)
Net book amount	<u>—</u>	<u>7,004,419</u>	<u>19,367</u>	<u>157,141</u>	<u>25,173</u>	<u>7,206,100</u>

Depreciation expenses have been charged to the consolidated income statement as follows:

	Year ended December 31,	
	2021	2020
	RMB'000	RMB'000
Cost of revenues	3,790,217	2,980,192
Selling and marketing expenses	21,347	7,413
Administrative expenses	61,178	40,839
Research and development expenses	113,168	49,230
	<u>3,985,910</u>	<u>3,077,674</u>

9. Lease

(a) *Items recognized in the consolidated balance sheet*

	As of December 31,	
	2021	2020
	RMB'000	RMB'000
Right-of-use assets		
Internet data centers	10,101,628	4,435,397
Office buildings	2,431,689	764,315
Land use rights	28,428	—
	<u>12,561,745</u>	<u>5,199,712</u>
Lease liabilities		
Current	3,528,838	2,099,360
Non-current	10,079,847	3,608,041
	<u>13,608,685</u>	<u>5,707,401</u>

Additions to the right-of-use assets for the year ended December 31, 2021 was RMB10.4 billion (2020: RMB2.5 billion).

(b) *Items recognized in the consolidated income statement and consolidated statement of cash flows*

	Year ended December 31,	
	2021	2020
	RMB'000	RMB'000
Depreciation charge of right-of-use assets		
— Internet data centers	2,220,689	1,434,374
— Office buildings	514,262	222,083
— Land use rights	491	—
Interest expense (included in finance expense, net)	562,344	225,084
Expense relating to short-term leases not included in lease liabilities (included in cost of revenues, selling and marketing expenses, administrative expenses and research and development expenses)	118,065	67,755
	<u>3,415,851</u>	<u>1,949,296</u>

The total cash outflows in financing activities for leases during the years ended December 31, 2021 and 2020 are as below:

	Year ended December 31,	
	2021	2020
	RMB'000	RMB'000
Principal elements of lease payments	2,185,593	1,421,162
Related interest paid	562,344	225,084
	<u>2,747,937</u>	<u>1,646,246</u>

10. Financial assets at fair value through profit or loss

	As of December 31,	
	2021	2020
	RMB'000	RMB'000
Non-current assets		
Investments in unlisted entities	2,844,187	3,843,315
Investments in listed entity		
— United States listed	146,165	—
Wealth management products and others	310,271	—
	<u>3,300,623</u>	<u>3,843,315</u>
Current assets		
Investments in listed entity		
— Hong Kong listed	30,738	82,646
Wealth management products and others	8,811,465	3,607,802
	<u>8,842,203</u>	<u>3,690,448</u>
Total	<u><u>12,142,826</u></u>	<u><u>7,533,763</u></u>

Movements in financial assets at fair value through profit or loss are as below:

	Year ended December 31,	
	2021	2020
	RMB'000	RMB'000
At the beginning of the year	7,533,763	11,160,542
Additions	73,569,288	48,657,244
Disposal	(67,426,383)	(52,084,645)
Transfer to investments accounted for using the equity method	(2,470,647)	—
Change in fair value through profit or loss	1,045,725	272,744
Deemed disposal due to business combination	(6,959)	—
Currency translation differences	(101,961)	(472,122)
At the end of the year	<u><u>12,142,826</u></u>	<u><u>7,533,763</u></u>

11. Trade receivables

The detailed information of trade receivables during the years ended December 31, 2021 and 2020 is as below:

	As of December 31,	
	2021	2020
	<i>RMB'000</i>	<i>RMB'000</i>
Trade receivables from contracts with customers	4,476,135	2,444,121
Less: credit loss allowances	(26,043)	(16,082)
	<u>4,450,092</u>	<u>2,428,039</u>

The Group generally grants a credit period of 90 days to its customers. Aging analysis of trade receivables based on invoice date is as follows:

	As of December 31,	
	2021	2020
	<i>RMB'000</i>	<i>RMB'000</i>
Up to 3 months	4,358,887	2,339,276
3 to 6 months	117,248	104,845
	<u>4,476,135</u>	<u>2,444,121</u>

Movements on the Group's allowance for credit loss of trade receivables are as follows:

	Year ended December 31,	
	2021	2020
	<i>RMB'000</i>	<i>RMB'000</i>
At the beginning of the year	(16,082)	(4,774)
Additional provision	(9,961)	(11,308)
At the end of the year	<u>(26,043)</u>	<u>(16,082)</u>

12. Cash and bank balances

(a) Cash and cash equivalents

	As of December 31,	
	2021	2020
	<i>RMB'000</i>	<i>RMB'000</i>
Cash at bank and in hand	27,511,859	20,391,545
Time deposits with initial terms within three months	5,100,560	—
	<u>32,612,419</u>	<u>20,391,545</u>

Cash and cash equivalents are denominated in the following currencies:

	As of December 31,	
	2021	2020
	<i>RMB'000</i>	<i>RMB'000</i>
RMB	15,441,937	8,710,497
USD	15,377,699	11,657,970
HKD	1,761,064	7
Others	31,719	23,071
	<u>32,612,419</u>	<u>20,391,545</u>

The weighted average effective interest rates on time deposits of the Group with initial terms within three months as of December 31, 2021 was 0.57% per annum (2020: Nil).

(b) *Restricted cash*

Restricted cash are denominated in the following currencies:

	As of December 31,	
	2021	2020
	<i>RMB'000</i>	<i>RMB'000</i>
RMB	—	1,214
USD	<u>2,415</u>	<u>2,484</u>
	<u>2,415</u>	<u>3,698</u>

(c) *Time deposits*

	As of December 31,	
	2021	2020
	<i>RMB'000</i>	<i>RMB'000</i>
RMB	4,000,000	610,000
USD	<u>3,825,420</u>	<u>2,619,095</u>
	<u>7,825,420</u>	<u>3,229,095</u>

The interest rates on time deposits of the Group with initial terms over three months as of December 31, 2021 were in the range of 0.78% to 3.85% per annum (2020: 0.57% to 4.18%).

13. Dividends

No dividends have been paid or declared by the Company during the year ended December 31, 2021 (2020: Nil).

14. Accounts payables

Accounts payables and their aging analysis based on invoice date are as follows:

	As of December 31,	
	2021	2020
	<i>RMB'000</i>	<i>RMB'000</i>
Up to 3 months	16,173,978	8,745,012
3 to 6 months	2,347,408	1,816,541
6 months to 1 year	1,145,454	898,262
Over 1 year	354,242	84,482
	<u>20,021,082</u>	<u>11,544,297</u>

15. Advances from customers

The breakdown of advances from customers are as follows:

	As of December 31,	
	2021	2020
	<i>RMB'000</i>	<i>RMB'000</i>
Advances from live streaming customers	1,683,750	1,699,624
Advances from online marketing services customers	1,795,887	1,571,975
Others	23,005	18,499
	<u>3,502,642</u>	<u>3,290,098</u>

The above mentioned advances from customers represented the contract liability in connection with the advances for the purchase of virtual items and advanced cash receipt for services including online marketing services and others. Revenue recognized from the advances from customers balance as of January 1, 2021 in the year of 2021 was RMB2.3 billion (2020 : RMB1.4 billion was recognized from the advances from customers balance as of January 1, 2020).

16. Convertible redeemable preferred shares

The movements of the Preferred Shares are set out as below:

	<i>RMB'000</i>
At January 1, 2021	185,372,816
Change in fair value	51,275,797
— Includes: change in fair value due to own credit risk	—
Currency translation differences	(1,564,067)
Conversion into ordinary shares	<u>(235,084,546)</u>
At December 31, 2021	<u>—</u>
At January 1, 2020	69,444,163
Issuance of Series F-1 & F-2 Preferred Shares	20,956,542
Re-designation of Series F-1 & F-2 Preferred Shares from ordinary shares	163,809
Change in fair value	106,843,145
— Includes: change in fair value due to own credit risk	(2,404)
Currency translation differences	<u>(12,034,843)</u>
At December 31, 2020	<u>185,372,816</u>
Total unrealized gains and change in fair value for the year included in “Fair value changes of convertible redeemable preferred shares”	<u>106,845,549</u>

In February 2021, the Company completed its initial public offering on the Main Board of The Stock Exchange of Hong Kong Limited. Upon listing, all the convertible redeemable preferred shares were automatically converted into ordinary shares and were reclassified from liabilities to equity accordingly.

OTHER INFORMATION

Final Dividend

The Board has resolved not to recommend the payment of a final dividend for the year ended December 31, 2021.

Use of Proceeds from the Global Offering

The Class B Shares were listed on the Main Board of the Stock Exchange on the Listing Date. Based on the offer price of HK\$115.00 per offer share, the net proceeds from the Global Offering received by the Company, after deduction of the underwriting commission and other expenses payable by the Company in connection with the Global Offering, were approximately HK\$41,218.0 million.

On February 7, 2021, the underwriters of the Global Offering fully exercised the over-allotment option in respect of an aggregate of 54,782,700 Class B Shares, among which 50,737,300 Class B Shares were newly allotted and issued by the Company. The additional net proceeds of approximately HK\$5,746.4 million were received by the Company from the allotment and issuance of such 50,737,300 new Class B Shares, after deducting the underwriting commission and related expenses payable by the Company relating to the exercise of the over-allotment option.

There was no change in the intended use of net proceeds as previously disclosed in the Prospectus. Please refer to “Future Plans and Use of Proceeds” in the Prospectus for details.

As of December 31, 2021, the Group has utilized the net proceeds as set out in the table below:

	Allocation of net proceeds from the Global Offering (HK\$ million)	Amount of net proceeds utilized as of December 31, 2021 (HK\$ million)	Balance of net proceeds as of December 31, 2021 (HK\$ million)	Expected timeline of full utilization of net proceeds
Approximately 35% to enhance and grow the ecosystem	16,437.5	9,409.6	7,027.9	Before December 31, 2023
Approximately 30% to strengthen research and development and technological capabilities	14,089.3	6,981.4	7,107.9	Before December 31, 2023
Approximately 25% to selectively acquire or invest in products, services and businesses	11,741.1	335.6	11,405.5	Before December 31, 2023
Approximately 10% for working capital and general corporate purposes	4,696.5	2,162.8	2,533.7	Before December 31, 2023
Total	46,964.4	18,889.4	28,075.0	

Since the Company is an offshore holding company, it will need to make capital contributions and loans to its PRC subsidiaries or through loans to the Consolidated Affiliated Entities such that the net proceeds can be used in the manner described above. Such capital contributions and loans are subject to a number of limitations and approval processes under the PRC laws and regulations. There are no costs associated with registering loans or capital contributions with the relevant PRC authorities, other than nominal processing charges. The Company cannot assure that it can obtain the approvals from the relevant governmental authorities, or complete the registration and filing procedures required to use the net proceeds as described above, in each case on a timely basis, or at all. This is because the PRC regulation of loans and direct investment by offshore holding companies to the PRC entities may delay or prevent the Company from using the net proceeds to make loans or additional capital contributions to its PRC subsidiaries or Consolidated Affiliated Entities, which could materially and adversely affect its liquidity and its ability to fund and expand its business.

Compliance with the Corporate Governance Code

The Company is committed to maintaining and promoting high standard of corporate governance which is crucial to the Group's development and safeguard the interests of the Shareholders. The Company adopted the principles and code provisions of the Corporate Governance Code as the basis of the Company's corporate governance practices during the period from the Listing Date to December 31, 2021.

Save for the deviation from code provision C.2.1, which is explained in the following paragraph, the Company complied with all applicable code provisions as set out in the Corporate Governance Code during the period from the Listing Date to December 31, 2021.

The code provision C.2.1 of the Corporate Governance Code stipulates that the roles of chairman and chief executive should be separate and should not be performed by the same individual. Mr. Su Hua assumed the roles of both the chairman of the Board and the chief executive officer of the Company from the Listing Date and up to October 28, 2021, to ensure effective and efficient overall strategic planning of the Group.

With effect from October 29, 2021, Mr. Su Hua has ceased to serve as the chief executive officer of the Company, and Mr. Cheng Yixiao, the co-founder, an executive Director and chief product officer of the Company, has been appointed as the chief executive officer of the Company. The chairman of the Board and the chief executive officer of the Company are currently two separate positions with clear distinction in responsibilities. Mr. Su Hua is responsible for formulating the Group's long-term strategies and exploring new initiatives, while Mr. Cheng Yixiao is leading the day-to-day operations and business development of the Group. Following such change of the chief executive officer, the Company has duly complied with code provision C.2.1 of the Corporate Governance Code.

Compliance with the Model Code

The Company has adopted the Model Code as its own code of conduct regarding Directors' dealings in the securities of the Company. Having made specific enquiries of all Directors, each of the Directors has confirmed that he complied with the required standards as set out in the Model Code during the period from the Listing Date to December 31, 2021.

Purchase, Sale or Redemption of Listed Securities

Neither the Company nor any of its subsidiaries or Consolidated Affiliated Entities purchased, sold or redeemed any of the Company's listed securities during the period from the Listing Date to December 31, 2021.

Audit Committee

The Company has established the Audit Committee in compliance with Rule 3.21 of the Listing Rules (with effect from the Listing Date) and with written terms of reference in compliance with the Corporate Governance Code. The Audit Committee consists of three members, namely Mr. Huang Sidney Xuande, Mr. Wang Huiwen and Mr. Ma Yin. The chairman of the Audit Committee is Mr. Huang Sidney Xuande, who is an independent non-executive Director with the appropriate accounting and related financial management expertise as required under Rules 3.10(2) and 3.21 of the Listing Rules.

The Audit Committee, after the discussion with the Auditor, has reviewed the Company's audited consolidated financial statements for the year ended December 31, 2021. The Audit Committee has reviewed the accounting principles and practices adopted by the Company and discussed matters in respect of risk management and internal control of the Company. There is no disagreement between the Board and the Audit Committee regarding the accounting treatment adopted by the Company.

The Company's audited consolidated financial statements for the year ended December 31, 2021 have been prepared in accordance with IFRS.

Auditor's Procedures Performed on this Results Announcement

The figures in respect of the announcement of the Group's results for the year ended December 31, 2021 have been agreed by the Auditor to the amounts set out in the Group's audited consolidated financial statements for the year. The work performed by the Auditor in this respect did not constitute an audit, review or other assurance engagement, and consequently no assurance has been expressed by the Auditor on this announcement.

Significant Events after December 31, 2021

Save as disclosed in this announcement, there were no other significant events affecting the Group which occurred after December 31, 2021 and up to the date of this announcement.

Annual General Meeting

The 2022 AGM of the Company will be held on Friday, June 17, 2022. A notice convening the 2022 AGM will be published and despatched to the Shareholders in the manner required by the Listing Rules in due course.

Closure of Register of Members

For determining the entitlement to attend and vote at the 2022 AGM, the register of members of the Company will be closed from Tuesday, June 14, 2022 to Friday, June 17, 2022 (both days inclusive), during which period no transfer of shares of the Company will be registered. In order to be eligible to attend and vote at the 2022 AGM, all properly completed transfer forms accompanied by the relevant share certificates must be lodged with the Company's branch share registrar in Hong Kong, Computershare Hong Kong Investor Services Limited, at Shops 1712–1716, 17th Floor, Hopewell Centre, 183 Queen's Road East, Wan Chai, Hong Kong, for registration not later than 4:30 p.m. on Monday, June 13, 2022.

Publication of the Annual Results and Annual Report

This annual results announcement is published on the websites of the Stock Exchange (www.hkexnews.hk) and the Company (www.kuaishou.com), and the annual report containing all the information required by the Listing Rules will be published on the websites of the Stock Exchange (www.hkexnews.hk) and the Company (www.kuaishou.com) and will be despatched to the Shareholders in accordance with the Listing Rules in due course.

APPRECIATION

On behalf of the Board, I would like to express our heartfelt gratitude to our conscientious and professional staff and management team for their hard work during the past year. I would also like to extend our thanks and appreciation to our Shareholders and stakeholders who continue to provide us with great support and confidence.

By order of the Board
Kuaishou Technology
Mr. Su Hua
Chairman

Hong Kong, March 29, 2022

As at the date of this announcement, the Board comprises Mr. Su Hua and Mr. Cheng Yixiao as executive Directors; Mr. Li Zhaohui, Mr. Zhang Fei, Dr. Shen Dou and Mr. Lin Frank as non-executive Directors; Mr. Wang Huiwen, Mr. Huang Sidney Xuande and Mr. Ma Yin as independent non-executive Directors.

Certain statements included in this announcement, other than statements of historical fact, are forward-looking statements. Forward-looking statements generally can be identified by the use of forward-looking terminology such as “may”, “might”, “can”, “could”, “will”, “would”, “anticipate”, “believe”, “continue”, “estimate”, “expect”, “forecast”, “intend”, “plan”, “seek”, or “timetable”. These forward-looking statements, which are subject to risks, uncertainties, and assumptions, may include our business outlook, estimates of financial performance, forecast business plans, growth strategies and projections of anticipated trends in our industry. These forward-looking statements are based on information currently available to our Group and are stated herein on the basis of the outlook at the time of this announcement. They are based on certain expectations, assumptions and premises, many of which are subjective or beyond our control. These forward-looking statements may prove to be incorrect and may not be realized in future. Underlying these forward-looking statements are a large number of risks and uncertainties. In light of the risks and uncertainties, the inclusion of forward-looking statements in this announcement should not be regarded as representations by the Board or the Company that the plans and objectives will be achieved, and investors should not place undue reliance on such statements. Except as required by law, we are not obligated, and we undertake no obligation, to release publicly any revisions to these forward-looking statements that might reflect events or circumstance occurring after the date of this announcement or those that might reflect the occurrence of unanticipated events.

DEFINITIONS

In this announcement, the following expressions have the meanings set out below unless the context requires otherwise:

“AGM”	annual general meeting of the Company
“ARPPU”	average revenue per paying user, calculated as revenue in a given period divided by the number of paying users during that period
“Articles” or “Articles of Association”	the articles of association of the Company adopted on January 18, 2021, which has become effective on the Listing Date, as amended from time to time
“Audit Committee”	the audit committee of the Board
“Auditor”	PricewaterhouseCoopers, the external auditor of the Company
“Board” or “Board of Directors”	the board of directors of the Company
“Class A Shares”	class A ordinary shares of the share capital of the Company with a par value of US\$0.0000053 each, conferring weighted voting rights in the Company such that a holder of a Class A Share is entitled to 10 votes per share on any resolution tabled at the Company’s general meeting, save for resolutions with respect to any Reserved Matters, in which case they shall be entitled to one vote per share
“Class B Shares”	class B ordinary shares of the share capital of the Company with a par value of US\$0.0000053 each, conferring a holder of a Class B Share one vote per share on any resolution tabled at the Company’s general meeting
“Companies Ordinance”	the Companies Ordinance (Chapter 622 of the Laws of Hong Kong), as amended or supplemented from time to time
“Company”, “our Company”, “the Company”, “Kuaishou”, “we” or “us”	Kuaishou Technology (快手科技), an exempted company incorporated in the Cayman Islands with limited liability on February 11, 2014

“Consolidated Affiliated Entities”	the entities that the Company controls through a set of contractual arrangements
“Corporate Governance Code”	the Corporate Governance Code as set out in Appendix 14 to the Listing Rules
“DAUs”	refers to daily active users, which are calculated as the number of unique user accounts, excluding spam accounts, that access an app at least once during the day
“Director(s)”	the director(s) of the Company
“Global Offering”	the global offering of the Class B Shares
“GMV”	gross merchandise value, the total value of all orders for products and services placed on, or directed to the Group’s partners through, the Group’s platform, regardless of whether the order is settled or returned, excluding single transactions of RMB100,000 or greater and any series of transactions from a single buyer totaling RMB1,000,000 or greater in a single day, unless they are settled
“Group”, “our Group” or “the Group”	the Company, its subsidiaries and its Consolidated Affiliated Entities, or where the context so requires, in respect of the period before the Company became the holding company of its present subsidiaries, the subsidiaries as if they were the subsidiaries of the Company at the time
“HK\$”	Hong Kong dollars, the lawful currency of Hong Kong
“Hong Kong”	Hong Kong Special Administrative Region of the PRC
“IFRS”	International Financial Reporting Standards, amendments and interpretations issued by the International Accounting Standards Board
“Kuaishou App”	collectively, Kuaishou Flagship, Kuaishou Express and Kuaishou Concept mobile apps
“Kuaishou Concept”	an app that we launched in November 2018 to explore different user needs and preferences

“Kuaishou Express”	a variant of Kuaishou Flagship that was officially launched in August 2019
“Kuaishou Flagship”	a mobile app that was derived from our original mobile app, <i>GIF Kuaishou</i> (launched in 2011)
“Listing Date”	February 5, 2021, on which the Class B Shares were listed and dealings in the Class B Shares were first permitted to take place on the Main Board of the Stock Exchange
“Listing Rules”	the Rules Governing the Listing of Securities on The Stock Exchange of Hong Kong Limited (as amended, supplemented or otherwise modified from time to time)
“Main Board”	the stock market (excluding the option market) operated by the Stock Exchange which is independent from and operated in parallel with the Growth Enterprise Market of the Stock Exchange
“MAUs”	refers to monthly active users, which are calculated as the number of unique user accounts, excluding spam accounts, that access an app at least once during the calendar month
“Memorandum”	the memorandum of association of the Company (as amended from time to time), adopted on January 18, 2021, which has become effective on the Listing Date
“Model Code”	Model Code for Securities Transactions by Directors of Listed Issuers as set out in Appendix 10 to the Listing Rules
“MPUs”	monthly paying users, which refers to the number of user accounts that purchase a particular service at least once in a given month
“paying user”	a user account that purchases a particular service at least once during a given period
“PRC” or “China”	the People’s Republic of China, which, for the purpose of this announcement only, excludes Hong Kong, the Macau Special Administrative Region and Taiwan
“Prospectus”	the prospectus of the Company dated January 26, 2021

“repeat purchase rate”	the percentage of purchasing users in a given month that also make a purchase in the following month
“Reserved Matters”	those matters resolutions with respect to which each Share is entitled to one vote at general meetings of the Company pursuant to the Articles of Association, being: (i) any amendment to the Memorandum or Articles, including the variation of the rights attached to any class of shares, (ii) the appointment, election or removal of any independent non-executive Director, (iii) the appointment or removal of the Company’s auditors, and (iv) the voluntary liquidation or winding-up of the Company
“RMB” or “Renminbi”	Renminbi, the lawful currency of the PRC
“Shareholder(s)”	holder(s) of the Shares
“Share(s)”	the Class A Shares and Class B Shares in the capital of the Company, as the context so requires
“Stock Exchange”	The Stock Exchange of Hong Kong Limited
“subsidiary(ies)”	has the meaning ascribed to it under the Companies Ordinance
“US\$” or “USD”	the lawful currency of the United States of America
“%”	per cent

APPENDIX II

REPRODUCTION OF THE PRESS RELEASE DATED 10 FEBRUARY 2022 CONTAINING THE GUARANTOR'S CONSOLIDATED FINANCIAL RESULTS FOR THE FOURTH QUARTER ENDED 31 DECEMBER 2021

The information set out below is a reproduction of the press release dated 10 February 2022 containing the Guarantor's consolidated financial results for the fourth quarter ended 31 December 2021.

RESULTS AT DECEMBER 31ST 2021

Press release

Paris, February 10th 2022

2021, RECORD GROUP NET INCOME

Substantial increase in underlying revenues of +16.1%⁽¹⁾ vs. 2020 (+17.2%^{(1)*}), with a historically high level of Financing & Advisory and Financial Services activities, very solid Global Markets activities throughout the year, and a healthy momentum in Retail Banking

Underlying gross operating income of EUR 8.5 billion⁽¹⁾, up 51.0%⁽¹⁾ vs. 2020, with a significant positive jaws effect and costs under control, up +4.3%⁽¹⁾

Still low cost of risk at 13 basis points

Underlying Group net income of EUR 5.3 billion⁽¹⁾ (EUR 5.6 billion on a reported basis)

Underlying profitability (ROTE) of 10.2%⁽¹⁾ (11.7% on a reported basis)

In Q4 21, underlying gross operating income of EUR 1.9 billion⁽¹⁾, +24.1% vs. Q4 20

Underlying Group net income of EUR 1.2 billion⁽¹⁾, +94.4% vs. Q4 20 (EUR 1.8 billion on a reported basis)

Underlying profitability (ROTE) of 9.2%⁽¹⁾ (16.6% on a reported basis)

ATTRACTIVE SHAREHOLDER DISTRIBUTION

Distribution equivalent to EUR 2.75 per share, or:

- **a dividend in cash**, proposed to the General Meeting, **of EUR 1.65 per share**
- **a share buyback programme**, for around EUR 915 million, **equivalent to EUR 1.1 per share**

Solid CET 1 ratio of 13.7%⁽²⁾ at end-2021, around 470 basis points above the regulatory requirement

ACCELERATION IN STRATEGIC AND BUSINESS DEVELOPMENTS

Strengthening of our competitive position on mobility, announcement of the planned acquisition of LeasePlan by ALD with a view to creating a mobility leader

Client onboarding by Boursorama one year ahead of schedule, announcement of entry into exclusive discussions with the ING group with a view to offering ING's customers in France the best alternative banking solution

Good momentum of the retail banking networks in France in the context of **preparations for the merger**

Continued digitalisation initiatives and improvement of operational efficiency in International Retail Banking

Solid performance by Global Markets throughout the year, with the successful repositioning of structured products and a reduction in the risk profile

Record performance by Financing & Advisory, driven by strong market momentum and an increase in allocated capital

Frédéric Oudéa, the Group's Chief Executive Officer, commented:

"2021 marks a milestone for the Société Générale Group, which achieved the best financial results in its history, enabling it to generate a good level of profitability and offer its shareholders an attractive return. All the businesses have contributed to this excellent performance. The Group also had a very robust balance sheet at the end of the year, with a very good quality loan portfolio and high capital ratios. In addition, the Group was able, firstly, to successfully continue advancing on major projects such as the merger of the two retail banking networks Société Générale and Crédit du Nord and secondly, achieve two strategic transactions strengthening two differentiating assets, with the entry into exclusive discussions for the acquisition of Leaseplan by ALD and with ING concerning its retail banking activities in France. The Group is therefore entering 2022 with confidence, with the priority objective of the disciplined execution of this high value-creating roadmap and the finalisation of its outlines by accelerating the transformations around ESG issues and new technologies."

⁽¹⁾ Underlying data (see methodology note section 10.5 for the transition from accounting data to underlying data)

⁽²⁾ Phased-in ratio (fully-loaded ratio of 13.6%) after distribution provision

The footnote * in this document corresponds to data adjusted for changes in Group Structure and at constant exchange rates

1. GROUP CONSOLIDATED RESULTS

In EURm	Q4 21	Q4 20	Change		2021	2020	Change	
Net banking income	6,620	5,838	+13.4%	+11.7%*	25,798	22,113	+16.7%	+17.7%*
<i>Underlying net banking income⁽¹⁾</i>	6,503	5,838	+11.4%	+9.8%*	25,681	22,113	+4.3%	+17.2%*
Operating expenses	(4,565)	(4,351)	+4.9%	+3.6%*	(17,590)	(16,714)	+5.2%	+5.8%*
<i>Underlying operating expenses⁽¹⁾</i>	(4,617)	(4,318)	+6.9%	+5.6%*	(17,211)	(16,504)	+4.3%	+4.9%*
Gross operating income	2,055	1,487	+38.2%	+35.3%*	8,208	5,399	+52.0%	+55.1%*
<i>Underlying gross operating income⁽¹⁾</i>	1,886	1,520	+24.1%	+21.4%*	8,470	5,609	+51.0%	+53.9%*
Net cost of risk	(86)	(689)	-87.5%	-87.7%*	(700)	(3,306)	-78.8%	-78.6%*
Operating income	1,969	798	x 2.5	x 2.4	7,508	2,093	x 3.6	x 3.7*
<i>Underlying operating income⁽¹⁾</i>	1,800	851	x 2.1	x 2.1	7,770	2,323	x 3.3	x 3.4*
Net profits or losses from other assets	449	(94)	n/s	n/s	635	(12)	n/s	n/s*
Impairment losses on goodwill	(114)	0	n/s	n/s	(114)	(684)	n/s	n/s
Income tax	(311)	(125)	x 2.5	x 2.4	(1,697)	(1,204)	+41.0%	+43.2%*
Net income	1,995	582	x 3.4	x 3.3	6,338	196	x 32.3	x 43.8
O.w. non-controlling interests	208	112	+85.7%	+81.2%*	697	454	+53.5%	+53.6%*
Reported Group net income	1,787	470	x 3.8	x 3.7	5,641	(258)	n/s	n/s
<i>Underlying Group net income⁽¹⁾</i>	1,226	631	+94.4%	+90.4%*	5,264	1,435	x 3.7	x 3.8*
ROE	12.1%	2.4%			9.6%	-1.7%		
ROTE	16.6%	2.7%			11.7%	-0.4%		
<i>Underlying ROTE⁽¹⁾</i>	9.2%	4.1%			10.2%	1.7%		

(1) Adjusted for exceptional items and linearisation of IFRIC 21

Societe Generale's Board of Directors, which met on February 9th, 2022 under the chairmanship of Lorenzo Bini Smaghi, examined the Societe Generale Group's results for Q4 and full-year 2021.

The various restatements enabling the transition from underlying data to published data are presented in the methodology notes (section 10.5).

Net banking income

Net banking income was substantially higher in 2021, up +16.7% (+17.7%*) vs. 2020, and +16.1% (+17.2%*) vs. 2020 on an underlying basis, with a very strong momentum in all the businesses.

French Retail Banking posted a solid performance in 2021. As a result, net banking income (excluding PEL/CEL provision) increased by +4.8% vs. 2020, driven by the recovery in net interest income and buoyant commissions, particularly financial commissions.

International Retail Banking & Financial Services enjoyed strong revenue growth (+9.9%* vs. 2020), underpinned by the excellent momentum in Financial Services to Corporates (+32.0%* vs. 2020) and Insurance (+8.6%* vs. 2020). International Retail Banking benefited from a rebound in its activities (+2.8%* vs. 2020).

Global Banking & Investor Solutions delivered a remarkable performance, with revenues up +25.2% (+26.1%*) vs. 2020. Financing & Advisory enjoyed a record performance, with growth of +14.8% (+15.8%*) vs. 2020, while the revenues of Global Markets & Investor Services were substantially higher (+35.6%, +36.9%*) than in 2020.

In Q4 21, the Group continued to enjoy a strong revenue growth momentum (+13.4%, +11.7%*) vs. Q4 20, with a positive and evenly balanced contribution from all the businesses.

Operating expenses

In 2021, operating expenses totalled EUR 17,590 million on a reported basis and EUR 17,211 million on an underlying basis (restated for transformation costs), an increase of +4.3% vs. 2020.

This increase can be explained primarily by the rise in variable costs linked to the growth in revenues (EUR +701 million) and the increase in the contribution to the Single Resolution Fund (EUR +116 million). The other operating expenses declined by EUR 70 million, excluding structure effect.

Driven by a very positive jaws effect, underlying gross operating income grew substantially (+51.0%) to EUR 8,470 million and the underlying cost to income ratio improved by nearly 8 points (67.0% vs. 74.6% in 2020).

In **Q4 21**, operating expenses totalled EUR 4,565 million on a reported basis and EUR 4,617 million on an underlying basis (restated for the linearisation of IFRIC 21 and transformation costs), representing an increase of +6.9% vs. Q4 20.

Excluding the contribution to the Single Resolution Fund, the underlying cost to income ratio is expected to be between 66% and 68% in 2022 and improving onwards. This aggregate, excluding the contribution to the SRF, amounts to 64.7% in 2021, it being specified that the contribution to the Single Resolution Fund is EUR 586 million in 2021.

There is expected to be an increase in the contribution to the Single Resolution Fund until 2023 included.

The Group's radical transformations as announced in 2021 have led to changes in 2023 cost outlook. The various initiatives in progress will contribute to a decline in the Group's underlying cost to income ratio beyond 2022 excluding the contribution to the Single Resolution Fund year after year.

Cost of risk

In 2021, the cost of risk stood at a low level of 13 basis points, lower than in 2020 (64 basis points), or EUR 700 million (vs. EUR 3,306 million in 2020). It breaks down into a provision on non-performing loans of EUR 949 million and a provision write-back on performing loans of EUR 249 million.

The Group's provisions on performing loans amounted to EUR 3,355 million at end-2021.

In Q4 21, the cost of risk stood at 6 basis points, lower than in Q4 20 (54 basis points), or EUR 86 million and lower than in Q3 21 (15 basis points). It breaks down into a provision on non-performing loans of EUR 218 million and a provision write-back on performing loans of EUR 132 million.

In order to support its customers during the crisis, the Group granted State Guaranteed Loans. At December 31st 2021, the residual amount of State Guaranteed Loans represented around EUR 17 billion. In France, the total amount of State Guaranteed Loans ("PGE") amounts to around EUR 14 billion and net exposure is around EUR 1.5 billion.

The gross doubtful outstandings ratio amounted to 2.9%⁽¹⁾ at December 31st 2021, lower than at end-September 2021 (3.1%). The Group's gross coverage ratio for doubtful outstandings amounted to 51%⁽²⁾ at December 31st 2021.

The cost of risk is expected to be below 30 basis points in 2022.

⁽¹⁾ NPL ratio calculated according to the EBA methodology published on July 16th, 2019

⁽²⁾ Ratio between the amount of provisions on doubtful outstandings and the amount of these same outstandings

Group net income

In EURm	Q4 21	Q4 20	2021	2020
Reported Group net income	1,787	470	5,641	(258)
Underlying Group net income (1)	1,226	631	5,264	1,435

In EURm	Q4 21	Q4 20	2021	2020
Reported Group net income	16.6%	2.7%	11.7%	-0.4%
Underlying Group net income (1)	9.2%	4.1%	10.2%	1.7%

(1) Adjusted for exceptional items and linearisation of IFRIC21

Earnings per share amounts to EUR 5.97 in 2021 (EUR -1.02 in 2020). Underlying earnings per share amounts to EUR 5.52 over the same period (EUR 0.97 in 2020).

Distribution to shareholders

The Board of Directors has established its distribution policy at 50% of underlying Group net income⁽²⁾, which is equivalent to EUR 2.75 per share.

A dividend in cash of EUR 1.65 per share will therefore be proposed to the Combined General Meeting of Shareholders on May 17th 2022. The dividend will be detached on May 25th 2022 and paid on May 27th 2022.

Furthermore, the Group plans to launch a share buyback programme for a total amount of around EUR 915 million, or the equivalent of EUR 1.1 per share. This programme is subject to the customary authorisation of the ECB and the General Meeting for its implementation.

⁽²⁾ After deducting interest on deeply subordinated notes and undated subordinated notes

2. THE GROUP'S FINANCIAL STRUCTURE

Group shareholders' equity totalled EUR 65.1 billion at December 31st, 2021 (EUR 61.7 billion at December 31st, 2020). Net asset value per share was EUR 68.7 and tangible net asset value per share was EUR 61.1.

The consolidated balance sheet totalled EUR 1,464 billion at December 31st, 2021 (EUR 1,444 billion⁽¹⁾ at December 31st, 2020). The net amount of customer loan outstandings at December 31st, 2021, including lease financing, was EUR 488 billion (EUR 440 billion at December 31st, 2020) – excluding assets and securities purchased under resale agreements. At the same time, customer deposits amounted to EUR 502 billion, vs. EUR 451 billion at December 31st, 2020 (excluding assets and securities sold under repurchase agreements).

At December 31st, 2021, the parent company had issued EUR 35.3 billion of medium/long-term debt, having an average maturity of 5.1 years and an average spread of 33 basis points (vs. the 6-month mid-swap, excluding subordinated debt). The subsidiaries had issued EUR 3.8 billion. In total, the Group had issued EUR 39.1 billion of medium/long-term debt.

The LCR (Liquidity Coverage Ratio) was well above regulatory requirements at 129% at end-December 2021 (131% on average in Q4), vs. 149% at end-December 2020. At the same time, the NSFR (Net Stable Funding Ratio) was at a level of 110% at end-December 2021.

The Group's **risk-weighted assets** (RWA) amounted to EUR 363.4 billion at December 31st, 2021 (vs. EUR 351.9 billion at end-December 2020) according to CRR2/CRD5 rules. Risk-weighted assets in respect of credit risk represent 83.9% of the total, at EUR 304.9 billion, up 6.1% vs. December 31st, 2020.

At December 31st, 2021, the Group's **Common Equity Tier 1** ratio stood at 13.7%, or around 470 basis points above the regulatory requirement. The CET1 ratio at December 31st, 2021 includes an effect of +16 basis points for phasing of the IFRS 9 impact. Excluding this effect, the fully-loaded ratio amounts to 13.6%. The Tier 1 ratio stood at 15.9% at end-December 2021 (16% at end-December 2020) and the total capital ratio amounted to 18.8% (19.2% at end-December 2020).

The Group is aiming for a CET1 ratio between 200-250 basis points minimum above the regulatory requirement including after the entry into force of the regulation finalising the Basel III reform.

The **leverage ratio** stood at 4.9% at December 31st, 2021 (4.8% at end-December 2020).

With a level of 31.1% of RWA and 9.5% of leverage exposure at end-December 2021, the Group's TLAC ratio is above the Financial Stability Board's requirements for 2021 and 2022. At December 31st, 2021, the Group was also above its 2022 MREL requirements of 25.2% of RWA and 5.91% of leverage exposure.

The Group is rated by four rating agencies: (i) Fitch Ratings - long-term rating "A-", stable rating, senior preferred debt rating "A", short-term rating "F1" (ii) Moody's - long-term rating (senior preferred debt) "A1", stable outlook, short-term rating "P-1" (iii) R&I - long-term rating (senior preferred debt) "A", stable outlook; and (iv) S&P Global Ratings - long-term rating (senior preferred debt) "A", stable outlook, short-term rating "A-1".

⁽¹⁾ Amounts restated compared with the financial statements published in 2020 (See Note 1.7 of financial statements)

3. FRENCH RETAIL BANKING

In EURm	Q4 21	Q4 20	Change	2021	2020	Change
Net banking income	2,048	1,845	+11.0%	7,777	7,315	+6.3%
<i>Net banking income excl. PEL/CEL</i>	<i>2,027</i>	<i>1,870</i>	<i>+8.4%</i>	<i>7,738</i>	<i>7,381</i>	<i>+4.8%</i>
Operating expenses	(1,534)	(1,443)	+6.3%	(5,635)	(5,418)	+4.0%
<i>Underlying operating expenses⁽¹⁾</i>	<i>(1,573)</i>	<i>(1,476)</i>	<i>+6.6%</i>	<i>(5,635)</i>	<i>(5,418)</i>	<i>+4.0%</i>
Gross operating income	514	402	+27.9%	2,142	1,897	+12.9%
<i>Underlying gross operating income⁽¹⁾</i>	<i>454</i>	<i>394</i>	<i>+15.3%</i>	<i>2,103</i>	<i>1,963</i>	<i>+7.1%</i>
Net cost of risk	20	(276)	n/s	(104)	(1,097)	-90.5%
Operating income	534	126	x 4.2	2,038	800	x 2.5
Net profits or losses from other assets	22	19	+15.8%	24	158	-84.8%
Reported Group net income	400	104	x 3.8	1,492	666	x 2.2
<i>Underlying Group net income⁽¹⁾</i>	<i>356</i>	<i>99</i>	<i>x 3.6</i>	<i>1,463</i>	<i>712</i>	<i>x 2.1</i>
RONE	14.6%	3.7%		13.4%	5.8%	
<i>Underlying RONE⁽¹⁾</i>	<i>13.0%</i>	<i>3.5%</i>		<i>13.1%</i>	<i>6.2%</i>	

(1) Adjusted for the linearisation of IFRIC 21 and PEL/CEL provision

Societe Generale and Crédit du Nord networks

Average loan outstandings were -1% lower than in Q4 20 at EUR 210 billion. They were 9% higher than in Q4 19. Average outstanding loans to individuals were up +2%, bolstered by the growth in home loan production (+33% vs. Q4 20). The production of medium/long-term loans to corporate and professional customers climbed +45% excluding State Guaranteed Loans vs. Q4 20.

Average outstanding balance sheet deposits increased by +7% vs. Q4 20 to EUR 241 billion (+22% vs. Q4 19), still driven by sight deposits.

As a result, the average loan/deposit ratio stood at 87% in Q4 21 vs. 94% in Q4 20.

Insurance assets under management totalled EUR 93 billion at end-December 2021, up +6% year-on-year. Gross life insurance inflow amounted to EUR 1.9 billion in Q4 21, with the unit-linked share accounting for 36%.

Private Banking's assets under management totalled EUR 78 billion at end-December 2021. Net inflow was buoyant at EUR 4.1 billion in 2021, an increase of 68% vs. 2020.

Property/casualty insurance premiums were up +5% vs. Q4 20, while personal protection insurance premiums were up +4% vs. Q4 20. The penetration rate for our customer base has improved both for property/casualty insurance and personal protection insurance.

Boursorama

The bank consolidated its position as the leading online bank in France, with more than 3.3 million clients at end-December 2021, thanks to the onboarding of 266,000 new clients in Q4 21 (+38% vs. Q4 20). Boursorama is aiming to have more than 4 million clients at end-2022, one year ahead of schedule relative to its plan.

This quarter, Boursorama distinguished itself by obtaining the highest NPS score among French banks in 2021 in the classification established by Bain & Company in December 2021. Moreover, Boursorama was ranked No. 1 in the classification best bank for Customer Experience Excellence in France in 2021 awarded by KPMG in November 2021. The bank also obtained the highest rating scores for its App among French banks with 4.8 on iOS (App Store) and 4.9 on Android (Google Play Store). In addition, Boursorama was voted the least expensive bank for the 14th consecutive year by Le Monde and Meilleurebanque.com in December 2021.

Average outstanding loans rose +28% vs. Q4 20 to EUR 14 billion. Home loan outstandings were up +30% vs. Q4 20.

Average outstanding savings including deposits and financial savings were 25% higher than in Q4 20 at EUR 35 billion, while outstanding deposits were up +25% vs. Q4 20. Life insurance outstandings were 13% higher than in Q4 20 while assets under management in UCITS increased by +16% vs. Q4 20. Brokerage volumes were stable in 2021 compared to 2020 at a record level (x3 compared to 2019).

Net banking income excluding PEL/CEL

2021: revenues (excluding PEL/CEL) totalled EUR 7,738 million, up +4.8% vs. 2020. Net interest income (excluding PEL/CEL) was up +2.1% vs. 2020, underpinned by catch-up effects related to the TLTRO allowance and to State Guaranteed Loans. Commissions enjoyed a healthy momentum (+5.1% vs. 2020) against the backdrop of a recovery in activity following the lockdowns in 2020.

Q4 21: revenues (excluding PEL/CEL) totalled EUR 2,027 million, up +8.4% vs. Q4 20. Net interest income (excluding PEL/CEL) was up +6.7% vs. Q4 20. Commissions were 5.0% higher than in Q4 20.

Operating expenses

2021: operating expenses totalled EUR 5,635 million (+4.0% vs. 2020). The cost to income ratio (restated for the PEL/CEL provision) stood at 72.8%, an improvement of 0.6 points vs. 2020.

Q4 21: operating expenses amounted to EUR 1,534 million (+6.3% vs. Q4 20) and EUR 1,573 million on an underlying basis. The cost to income ratio (after linearisation of the IFRIC 21 charge and restated for the PEL/CEL provision) stood at 77.6%, an improvement of 1.3 points vs. Q4 20.

Cost of risk

2021: the cost of risk amounted to EUR 104 million or 5 basis points, a substantial decline compared to 2020 (52 basis points) which was marked by an environment of uncertainty linked to the pandemic.

Q4 21: the cost of risk represented a write-back of EUR 20 million or -4 basis points, a significant improvement vs. Q4 20 (50 basis points) and Q3 21 (write-back of 1 basis point).

Contribution to Group net income

2021: the contribution to Group net income was EUR 1,492 million (x2.2 vs. 2020 impacted by the pandemic). RONE (restated for the PEL/CEL provision) stood at 13.1% in 2021 (6.2% in 2020) and 14.4% excluding Boursorama.

Q4 21: the contribution to Group net income was EUR 400 million vs. EUR 104 million in Q4 20. RONE (after linearisation of the IFRIC 21 charge and restated for the PEL/CEL provision) stood at 13.0% in Q4 21 (3.5% in Q4 20).

4. INTERNATIONAL RETAIL BANKING & FINANCIAL SERVICES

In EURm	Q4 21	Q4 20	Change		2021	2020	Change	
Net banking income	2,159	1,919	+12.5%	+10.3%*	8,117	7,524	+7.9%	+9.9%*
Operating expenses	(1,088)	(1,018)	+6.9%	+4.2%*	(4,203)	(4,142)	+1.5%	+3.1%*
<i>Underlying operating expenses⁽¹⁾</i>	(1,112)	(1,042)	+6.7%	+4.1%*	(4,203)	(4,142)	+1.5%	+3.1%*
Gross operating income	1,071	901	+18.9%	+17.3%*	3,914	3,382	+15.7%	+18.3%*
<i>Underlying gross operating income⁽¹⁾</i>	1,047	877	+19.4%	+17.8%*	3,914	3,382	+15.7%	+18.3%*
Net cost of risk	(96)	(287)	-66.6%	-67.2%*	(504)	(1,265)	-60.2%	-59.4%*
Operating income	975	614	+58.8%	+57.5%*	3,410	2,117	+61.1%	+65.2%*
Net profits or losses from other assets	8	6	+33.3%	+36.6%*	18	15	+20.0%	+21.2%*
Reported Group net income	584	376	+55.3%	+54.9%*	2,082	1,304	+59.7%	+64.4%*
<i>Underlying Group net income⁽¹⁾</i>	570	362	+57.5%	+57.1%*	2,082	1,304	+59.7%	+64.4%*
RONE	22.2%	14.9%			20.3%	12.4%		
<i>Underlying RONE⁽¹⁾</i>	21.7%	14.3%			20.3%	12.4%		

(1) Adjusted for the linearisation of IFRIC 21

International Retail Banking's loan and deposit production provided confirmation in Q4 of its rebound in all geographical regions. Outstanding loans totalled EUR 93.6 billion. They rose +6.0%* vs. end-December 2020. Outstanding deposits were 8.5%* higher than in December 2020, at EUR 89.5 billion.

For the Europe scope, outstanding loans were up +6.6%* vs. December 2020 at EUR 59.9 billion, driven by all the regions: +6.5%* in the Czech Republic, +11.1%* in Romania, and +5.4%* in Western Europe. Outstanding deposits increased by +6.0%* to EUR 50.8 billion.

In Russia, outstanding loans rose +13.3%* vs. end-December 2020, with a robust commercial performance particularly in home loans (+15%* year-on-year) and in the corporate customers segment (+22%* year-on-year). There was a significant increase in outstanding deposits (+20.8%*).

In Africa, Mediterranean Basin and French Overseas Territories, outstanding loans rose +1.6%* year-on-year. Outstanding deposits continued to enjoy a healthy momentum, up +7.7%*.

In the Insurance business, the life insurance savings business saw outstandings increase +7%* at end-December 2021 vs. end-December 2020 to EUR 135 billion. The share of unit-linked products in outstandings was 37%, an increase of +4 points vs. December 2020.

Financial Services to Corporates also enjoyed a healthy momentum. Operational Vehicle Leasing and Fleet Management had 1.7 million contracts, including 1.4 million financed vehicles, an increase of +4.0% vs. end-December 2020. Equipment Finance's new leasing business was up +12.1%* vs. 2020, while outstanding loans rose +1.1% vs. end-December 2020, to EUR 14.7 billion (excluding factoring).

Net banking income

Net banking income amounted to EUR 8,117 million in 2021, up +9.9%* vs. 2020. Revenues amounted to EUR 2,159 million in Q4 21, up +10.3%* vs. Q4 20.

International Retail Banking's net banking income totalled EUR 5,000 million in 2021, an increase of +2.8%* vs. 2020. It was up +3.5%* in Q4 21 at EUR 1,311 million.

Thanks to a rise in interest rates, a healthy commercial momentum and an increase in commissions (+16%* vs. Q4 20), revenues in Europe were 10.7%* higher than in Q4 20. Activity in the individual customers segment remained particularly robust in specialised consumer finance, with revenues up +9%* vs. Q4 20.

In 2021, the revenues of SG Russia⁽¹⁾ were down -2.8%* (-7.0%* vs. Q4 20), adversely affected firstly, by a temporary squeeze on individual customer margins (part of the rise in rates not being passed on to individual customers) and secondly, by a non-recurring item affecting the recognition of commissions.

The Africa, Mediterranean Basin and French Overseas Territories scope posted revenues up +4.6%* vs. 2020 at EUR 1,770 million. Despite persistent supply chain pressures and the sharp decline in tourism, activity proved resilient in Q4 21, with a gradual improvement in the commercial momentum. As a result, revenues were slightly lower (-1.2%) at EUR 453 million, with strong growth in certain key countries of Sub-Saharan Africa (Cote d'Ivoire, Senegal and Madagascar) particularly in the corporate customers segment.

The Insurance business posted net banking income up +8.6%* vs. 2020, at EUR 963 million in 2021. The gross premiums of the life insurance savings business were 25%* higher in Q4 21 than in Q4 20, with an attractive share of unit-linked products (44%). Protection insurance saw an increase of +5%* vs. December 2020. Property/casualty premiums rose +9%* in Q4 21 (including +7%* in France and +10%* internationally) and +8%* in 2021, as did personal protection insurance (+3%* vs. 2020). The Insurance business' net banking income was 8.1%* higher in Q4 21 than in Q4 20 at EUR 243 million.

Financial Services to Corporates' net banking income was substantially higher (+32.0%*) than in 2020, at EUR 2,154 million. This performance was driven primarily by the activities of ALD which posted strong growth in its fleet and the used car sale result (EUR 1,422 per vehicle in 2021). Financial Services to Corporates' net banking income totalled EUR 605 million in Q4 21, up +30.6%* vs. Q4 20.

Operating expenses

Operating expenses totalled EUR 4,203 million, an increase of +3.1%* on a reported and underlying basis vs. 2020. Operating expenses amounted to EUR 1,088 million in Q4 21, up +4.2%* vs. Q4 20, in conjunction with the growth in revenue. As a result, the quarter generated a positive jaws effect. The cost to income ratio stood at 51.8% in 2021.

In International Retail Banking, operating expenses were slightly higher (+2.5%*) than in 2020. Operating expenses were 4.0%* higher than in Q4 20.

In the **Insurance** business, operating expenses were in line with the expansion ambitions and rose +4.8%* vs. 2020 and +6.6%* vs. Q4 20.

In **Financial Services to Corporates**, operating expenses increased by +4.4%* vs. 2020 and +4.7%* vs. Q4 20.

Cost of risk

Q4 21: the cost of risk amounted to 28 basis points (EUR 96 million), vs. 43 basis points in Q3 21 and 89 basis points in Q4 20.

2021: the cost of risk amounted to 38 basis points (EUR 504 million). It was 96 basis points in 2020.

Contribution to Group net income

The contribution to Group net income totalled EUR 2,082 million in 2021 (+64.4%* vs. 2020) and EUR 584 million in Q4 21 (+54.9%* vs. Q4 20).

Underlying RONE stood at 20.3% in 2021 (vs. 12.4% in 2020) and 21.7% in Q4 21 (14.3% in Q4 20), with RONE of 16% in International Retail Banking and 26% in Financial Services.

⁽¹⁾ SG Russia encompasses the entities Rosbank, Rosbank Insurance, ALD Automotive and their consolidated subsidiaries

5. GLOBAL BANKING & INVESTOR SOLUTIONS

In EURm	Q4 21	Q4 20	Variation		2021	2020	Variation	
Net banking income	2,320	2,072	+12.0%	+9.7%*	9,530	7,613	+25.2%	+26.1%*
Operating expenses	(1,556)	(1,688)	-7.8%	-9.3%*	(6,863)	(6,713)	+2.2%	+2.7%*
<i>Underlying operating expenses⁽¹⁾</i>	<i>(1,681)</i>	<i>(1,638)</i>	<i>+2.6%</i>	<i>+0.9%*</i>	<i>(6,863)</i>	<i>(6,556)</i>	<i>+4.7%</i>	<i>+5.1%*</i>
Gross operating income	764	384	+99.0%	+91.5%*	2,667	900	x 3.0	x 3.0*
<i>Underlying gross operating income⁽¹⁾</i>	<i>639</i>	<i>434</i>	<i>+47.3%</i>	<i>+42.4%*</i>	<i>2,667</i>	<i>1,057</i>	<i>x 2.5</i>	<i>x 2.6</i>
Net cost of risk	(3)	(104)	-97.1%	-97.2%*	(86)	(922)	-90.7%	-90.5%*
Operating income	761	280	x 2.7	x 2.6	2,581	(22)	n/s	n/s
Reported Group net income	635	280	x 2.3	x 2.2	2,076	57	x 36.4	x 40.8
<i>Underlying Group net income⁽¹⁾</i>	<i>539</i>	<i>320</i>	<i>+68.4%</i>	<i>+64.1%*</i>	<i>2,076</i>	<i>183</i>	<i>x 11.4</i>	<i>x 11.8</i>
RONE	16.3%	7.8%			13.9%	0.4%		
<i>Underlying RONE⁽¹⁾</i>	<i>13.8%</i>	<i>9.0%</i>			<i>13.9%</i>	<i>1.3%</i>		

(1) Adjusted for the linearisation of IFRIC 21

Net banking income

In 2021, Global Banking & Investor Solutions posted substantially higher revenues (+25.2%) than in 2020 at EUR 9,530 million, driven by a very strong momentum in all the businesses. Revenues rose +9.5% compared to 2019. This solid financial performance reflects the successful execution of the strategic plan presented in May 2021.

In Q4 21, revenues rose +12.0% vs. Q4 20, to EUR 2,320 million.

In Global Markets & Investor Services, net banking income totalled EUR 5,648 million in 2021 (+35.6% vs. 2020). It amounted to EUR 1,260 million in Q4 21 (+8.6% vs. Q4 20).

Global Markets turned in a very strong performance in 2021 (EUR 5,001 million), with an increase of +40.2% compared to 2020 which was heavily impacted by the health crisis. Market conditions were favourable in the Equity market and more complex in the fixed income markets in 2021. The reduction in the risk profile of structured products was completed in the first half of the year, ahead of schedule.

Q4 21 also delivered a solid performance (EUR 1,103 million), with an increase of +9.5% vs. Q4 20. The fourth quarter was marked by very buoyant commercial activity in most client segments.

The Equity activity enjoyed its best year since 2009 (EUR 3,150 million vs. EUR 1,275 million in 2020 and EUR 2,502 million in 2019), driven by good market conditions and the successful repositioning of the Investment Solutions product offering.

In Q4 21, the business was able to take advantage of still favourable market conditions on all products, and posted revenues of EUR 727 million, up +22.6% vs. Q4 20.

Fixed Income & Currency activities posted revenues of EUR 1,851 million in 2021, down -19.2% compared to 2020 which was marked by exceptional market conditions in the first half of the year.

Q4 21 delivered a resilient performance (-9.2% vs. Q4 20) in a more complex market, with higher revenues in emerging markets and financing.

There was a significant increase in Securities Services' revenues in 2021, with revenues up +8.4% vs. 2020, at EUR 647 million. They were 2.6% higher in Q4 21 than in Q4 20, at EUR 157 million.

Securities Services' assets under custody and assets under administration amounted to EUR 4,586 billion and EUR 697 billion respectively, up +6.3% and +9.2% in 2021.

Financing & Advisory delivered the best historical annual performance, with revenues of EUR 2,924 million, up +14.8% vs. 2020. Firstly, the business capitalised on the good market momentum, particularly in Investment Banking, by playing key roles in our clients' major transactions and secondly, it benefited from an additional capital allocation.

In Q4 21, the business again enjoyed record revenues of EUR 814 million, substantially higher (+19.5%) than in Q4 20.

Investment Banking enjoyed an excellent quarter, driven by the strong momentum of M&A, Leveraged Buyout and equity capital market activities. Revenues from Asset Finance, Natural Resources and Infrastructure activities and the Asset-Backed Products platform also showed a substantial increase.

Global Transaction and Payment Services continued to experience strong growth, up +25.2% vs. Q4 20.

Asset and Wealth Management's net banking income totalled EUR 958 million in 2021 (+6.1% vs. 2020). It was 6.5% higher in Q4 21 vs. Q4 20.

In 2021, Private Banking posted an increase in revenues of +3.1% vs. 2020, to EUR 699 million (when restated for an exceptional impact of EUR +29 million related to an insurance payout received in 2020, revenues are up +7.7%). The business benefited from strong commercial activity in all regions. Net inflow amounted to EUR +7.7 billion in 2021. Assets under management totalled EUR 130 billion. They rose +12% in 2021.

In Q4 21, net banking income amounted to EUR 171 million, up +5.6% vs. Q4 20.

In 2021, Lyxor's net banking income totalled EUR 239 million, an increase of +15.5% vs. 2020. Assets under management were up +27% in 2021, at EUR 178 billion.

In Q4 21, revenues were 10.9% higher than in Q4 20.

Operating expenses

2021: operating expenses totalled EUR 6,863 million, an increase of +2.2% vs. 2020 on a reported basis, and +4.7% on an underlying basis (operating expenses included a restructuring charge of EUR 157 million in Q4 20). This increase can be explained by the rise in variable costs related to the increase in earnings and IFRIC 21 charges. Thanks to a very positive jaws effect, there was a significant improvement in the cost to income ratio of 14 points (72% vs. 86% on an underlying basis in 2020).

Q4 21: operating expenses were up +2.6% on an underlying basis (at EUR 1,681 million).

Net cost of risk

2021: the cost of risk was at a low level of 5 basis points (or EUR 86 million), well below 2020 (57 basis points) which was adversely affected by the health crisis.

Q4 21: it amounted to 1 basis point (or EUR 3 million), vs. 28 basis points in Q4 20.

Contribution to Group net income

2021: the contribution to Group net income was EUR 2,076 million.

Q4 21: it was EUR 635 million on a reported basis and EUR 539 million on an underlying basis (+68.4% vs. Q4 20).

Global Banking & Investor Solutions posted a significant RONE of 13.9% in 2021 (16.1% when restated for the impact of the contribution to the Single Resolution Fund).

The underlying RONE was 13.8% in Q4 21.

6. CORPORATE CENTRE

In EURm	Q4 21	Q4 20	2021	2020
Net banking income	93	2	374	(339)
<i>Underlying net banking income⁽¹⁾</i>	<i>(24)</i>	<i>2</i>	<i>257</i>	<i>(339)</i>
Operating expenses	(387)	(202)	(889)	(441)
<i>Underlying operating expenses⁽¹⁾</i>	<i>(251)</i>	<i>(162)</i>	<i>(510)</i>	<i>(388)</i>
Gross operating income	(294)	(200)	(515)	(780)
<i>Underlying gross operating income⁽¹⁾</i>	<i>(275)</i>	<i>(160)</i>	<i>(253)</i>	<i>(727)</i>
Net cost of risk	(7)	(22)	(6)	(22)
Net profits or losses from other assets	429	(105)	603	(185)
Impairment losses on goodwill	(114)	-	(114)	(684)
Income tax	193	52	187	(482)
Reported Group net income	168	(290)	(9)	(2,285)
<i>Underlying Group net income⁽¹⁾</i>	<i>(255)</i>	<i>(133)</i>	<i>(386)</i>	<i>(718)</i>

(1) Adjusted for the linearisation of IFRIC 21

The Corporate Centre includes the property management of the Group's head office, the Group's equity portfolio, the Treasury activities for the Group, certain costs related to cross-functional projects as well as certain costs incurred by the Group not re-invoiced to the businesses.

The Corporate Centre's net banking income totalled EUR +374 million in 2021 vs. EUR -339 million in 2020 and EUR +93 million in Q4 21, including the positive impact of a revaluation of securities for EUR 117 million vs. EUR +2 million in Q4 20.

Operating expenses totalled EUR 889 million in 2021 vs. EUR 441 million in 2020. They include the Group's transformation costs for a total amount of EUR 379 million relating to the activities of French Retail Banking (EUR 194 million), Global Banking & Investor Solutions (EUR 99 million) and the Corporate Centre (EUR 86 million). Underlying costs came to EUR 510 million in 2021 compared to EUR 388 million in 2020.

Operating expenses totalled EUR 387 million in Q4 21 vs. EUR 202 million in Q4 20. They include the Group's transformation costs for a total amount of EUR 147 million relating to the activities of French Retail Banking (EUR 88 million), Global Banking & Investor Solutions (EUR 33 million) and the Corporate Centre (EUR 26 million). Underlying costs came to EUR 251 million in Q4 21 compared to EUR 162 million in Q4 20.

Gross operating income totalled EUR -515 million in 2021 vs. EUR -780 million in 2020 and EUR -294 million in Q4 21 vs. EUR -200 million in Q4 20. Underlying gross operating income came to EUR -253 million in 2021 vs. EUR -727 million in 2020.

Net profits or losses from other assets amounted to EUR +603 million in 2021 vs. EUR -185 million in 2020. In Q4 21, they totalled EUR +429 million including the proceeds of the disposal of Lyxor's asset management activities for EUR 439 million, vs. EUR -105 million in Q4 20 including EUR -101 million in respect of the disposal of SG Finans.

In Q4 21, the Group benefited from the recognition of EUR 130 million of deferred tax assets. Furthermore, the review of International Retail Banking's financial trajectory led to the impairment of goodwill for EUR 114 million in Q4 21.

The Corporate Centre's contribution to Group net income was EUR -9 million in 2021 vs. EUR -2,285 million in 2020 and EUR +168 million in Q4 21 vs. EUR -290 million in Q4 20. The Corporate Centre's contribution to Group net income on an underlying basis was EUR -255 million.

7. CONCLUSION

In 2021, the Group delivered the best annual performance in its history, with Group net income of EUR 5.6 billion and a strong contribution from all its businesses.

2021 was also marked by major progress in the execution of all our strategic initiatives and in the strategic reallocation of our capital in favour of businesses offering profitable growth. The Group therefore announced the planned acquisition of LeasePlan by ALD to create a mobility leader, as well as Boursorama's entry into exclusive discussions with ING with a view to offering ING's individual customers in France the best alternative banking solution.

At end-December 2021, the Group had a CET1 ratio of 13.7%⁽¹⁾, comfortably above its regulatory requirement.

The Board of Directors has established an attractive distribution of 2021 financial results to shareholders equivalent to EUR 2.75 per share. A dividend in cash of EUR 1.65 per share will be proposed to the General Meeting of Shareholders on May 17th.

Furthermore, the Group foresees a buyback programme for around EUR 915 million, or an amount equivalent to EUR 1.10 per share. Exceptionally, it has been retained a split of the distribution between 60% in cash and 40% through share buy-back.

In future, the Group intends to maintain a distribution policy of 50% of underlying Group net income⁽²⁾ with up to 20% of the distribution in the form of a share buyback.

⁽¹⁾ Phased-in (13.6% fully-loaded) post distribution provision

⁽²⁾ After deducting interest on deeply subordinated notes and undated subordinated notes

8. 2022 FINANCIAL CALENDAR

2022 Financial communication calendar

May 5 th , 2022	First quarter 2022 results
May 17 th , 2022	2022 General Meeting
August 3 rd , 2022	Second quarter and first half 2022 results
November 4 th , 2022	Third quarter and nine-month 2022 results

The Alternative Performance Measures, notably the notions of net banking income for the pillars, operating expenses, IFRIC 21 adjustment, cost of risk in basis points, ROE, ROTE, RONE, net assets, tangible net assets, and the amounts serving as a basis for the different restatements carried out (in particular the transition from published data to underlying data) are presented in the methodology notes, as are the principles for the presentation of prudential ratios.

This document contains forward-looking statements relating to the targets and strategies of the Societe Generale Group.

These forward-looking statements are based on a series of assumptions, both general and specific, in particular the application of accounting principles and methods in accordance with IFRS (International Financial Reporting Standards) as adopted in the European Union, as well as the application of existing prudential regulations.

These forward-looking statements have also been developed from scenarios based on a number of economic assumptions in the context of a given competitive and regulatory environment. The Group may be unable to:

- anticipate all the risks, uncertainties or other factors likely to affect its business and to appraise their potential consequences,
- evaluate the extent to which the occurrence of a risk or a combination of risks could cause actual results to differ materially from those provided in this document and the related presentation.

Therefore, although Societe Generale believes that these statements are based on reasonable assumptions, these forward-looking statements are subject to numerous risks and uncertainties, including matters not yet known to it or its management or not currently considered material, and there can be no assurance that anticipated events will occur or that the objectives set out will actually be achieved. Important factors that could cause actual results to differ materially from the results anticipated in the forward-looking statements include, among others, overall trends in general economic activity and in Societe Generale's markets in particular, regulatory and prudential changes, and the success of Societe Generale's strategic, operating and financial initiatives.

More detailed information on the potential risks that could affect Societe Generale's financial results can be found in the section "Risk Factors" in our Universal Registration Document filed with the French Autorité des Marchés Financiers (which is available on <https://investors.societegenerale.com/en>).

Investors are advised to take into account factors of uncertainty and risk likely to impact the operations of the Group when considering the information contained in such forward-looking statements. Other than as required by applicable law, Societe Generale does not undertake any obligation to update or revise any forward-looking information or statements. Unless otherwise specified, the sources for the business rankings and market positions are internal.

9. APPENDIX 1: FINANCIAL DATA

GROUP NET INCOME BY CORE BUSINESS

In EURm	Q4 21	Q4 20	Variation	2021	2020	Variation
French Retail Banking	400	104	x 3.8	1,492	666	x 2.2
International Retail Banking and Financial Services	584	376	+55.3%	2,082	1,304	+59.7%
Global Banking and Investor Solutions	635	280	x 2.3	2,076	57	x 36.4
Core Businesses	1,619	760	x 2.1	5,650	2,027	x 2.8
Corporate Centre	168	(290)	n/s	(9)	(2,285)	+99.6%
Group	1,787	470	x 3.8	5,641	(258)	n/s

CONSOLIDATED BALANCE SHEET

In EUR m	31.12.2021	31.12.2020
Cash, due from central banks	179,969	168,179
Financial assets at fair value through profit or loss *	342,714	411,916
Hedging derivatives	13,239	20,667
Financial assets at fair value through other comprehensive income	43,450	52,060
Securities at amortised cost	19,371	15,635
Due from banks at amortised cost	55,972	53,380
Customer loans at amortised cost	497,164	448,761
Revaluation differences on portfolios hedged against interest rate risk	131	378
Investments of insurance companies	178,898	166,854
Tax assets *	4,812	4,995
Other assets	92,898	67,341
Non-current assets held for sale	27	6
Investments accounted for using the equity method	95	100
Tangible and intangible fixed assets	31,968	30,088
Goodwill	3,741	4,044
Total *	1,464,449	1,444,404

In EUR m	31.12.2021	31.12.2020
Due to central banks	5,152	1,489
Financial liabilities at fair value through profit or loss *	307,563	372,705
Hedging derivatives	10,425	12,461
Debt securities issued	135,324	138,957
Due to banks	139,177	135,571
Customer deposits	509,133	456,059
Revaluation differences on portfolios hedged against interest rate risk	2,832	7,696
Tax liabilities *	1,577	1,227
Other liabilities	106,305	84,937
Non-current liabilities held for sale	1	-
Insurance contracts related liabilities	155,288	146,126
Provisions *	4,850	4,732
Subordinated debts	15,959	15,432
Total liabilities *	1,393,586	1,377,392
Shareholder's equity		
Shareholders' equity, Group share		
Issued common stocks and capital reserves	21,913	22,333
Other equity instruments	7,534	9,295
Retained earnings *	30,631	32,102
Net income	5,641	(258)
Sub-total *	65,719	63,472
Unrealised or deferred capital gains and losses	(652)	(1,762)
Sub-total equity, Group share *	65,067	61,710
Non-controlling interests *	5,796	5,302
Total equity *	70,863	67,012
Total *	1,464,449	1,444,404

(*) Amounts restated compared with the financial statements published in 2020 (See Note 1.7 of financial statements)

10. APPENDIX 2: METHODOLOGY

1 –The financial information presented in respect of Q4 and 2021 was examined by the Board of Directors on February 9th, 2021 and has been prepared in accordance with IFRS as adopted in the European Union and applicable at that date. This information has not been audited.

2 - Net banking income

The pillars' net banking income is defined on page 41 of Societe Generale's 2021 Universal Registration Document. The terms "Revenues" or "Net Banking Income" are used interchangeably. They provide a normalised measure of each pillar's net banking income taking into account the normative capital mobilised for its activity.

3 - Operating expenses

Operating expenses correspond to the "Operating Expenses" as presented in note 8.1 to the Group's consolidated financial statements as at December 31st, 2020 (pages 466 et seq. of Societe Generale's 2021 Universal Registration Document). The term "costs" is also used to refer to Operating Expenses. The Cost/Income Ratio is defined on page 41 of Societe Generale's 2021 Universal Registration Document.

4 - IFRIC 21 adjustment

The IFRIC 21 adjustment corrects the result of the charges recognised in the accounts in their entirety when they are due (generating event) so as to recognise only the portion relating to the current quarter, i.e. a quarter of the total. It consists in smoothing the charge recognised accordingly over the financial year in order to provide a more economic idea of the costs actually attributable to the activity over the period analysed.

The contributions to **Single Resolution Fund (« SRF »)** are part of IFRIC21 adjusted charges, they include contributions to national resolution funds within the EU.

5 – Exceptional items – Transition from accounting data to underlying data

It may be necessary for the Group to present underlying indicators in order to facilitate the understanding of its actual performance. The transition from published data to underlying data is obtained by restating published data for exceptional items and the IFRIC 21 adjustment.

Moreover, the Group restates the revenues and earnings of the French Retail Banking pillar for PEL/CEL provision allocations or write-backs. This adjustment makes it easier to identify the revenues and earnings relating to the pillar's activity, by excluding the volatile component related to commitments specific to regulated savings.

The reconciliation enabling the transition from published accounting data to underlying data is set out in the table below:

Q4 21 (in EURm)	Net Banking Income	Operating Expenses	Cost of risk	Net profit or losses from other assets	Impairment losses on goodwill	Income tax	Group net income	Business
Reported	6 620	(4 565)	(86)	449	(114)	(311)	1 787	
(+) Revaluation gain*	(117)					2	(115)	Corporate Center
(+) IFRIC 21 linearisation		(199)				46	(149)	
(+) Transformation charges*		147				(39)	108	Corporate Center ⁽¹⁾
(+) Lyxor disposal*				(439)		50	(389)	Corporate Center
(+) DTA recognition*						(130)	(130)	Corporate Center
(+) Goodwill impairment*					114		114	Corporate Center
Underlying	6 503	(4 617)	(86)	10	0	(382)	1 226	

Q4 20 (in EURm)	Net Banking Income	Operating Expenses	Cost of risk	Net profit or losses from other assets	Impairment losses on goodwill	Income tax	Group net income	Business
Reported	5 838	(4 351)	(689)	(94)	0	(125)	470	
(+) IFRIC 21 linearisation		(177)				52	(121)	
(+) Transformation charges*		210				(63)	147	o/w GBIS (EUR -157m), Corporate Center (EUR -53m)
(+) Group refocusing plan*			20	101		14	135	Corporate Center
Underlying	5 838	(4 318)	(669)	7	0	(123)	631	

2021 (in EURm)	Net Banking Income	Operating Expenses	Cost of risk	Net profit or losses from other assets	Impairment losses on goodwill	Income tax	Group net income	Business
Reported	25 798	(17 590)	(700)	635	(114)	(1 697)	5 641	
(+) Lyxor disposal*				(439)		50	(389)	Corporate Center
(+) Transformation charges*		379				(104)	275	Corporate Center ⁽²⁾
(+) Capital gains on Haussmann office disposal*				(185)		53	(132)	Corporate Center
(+) Revaluation gain*	(117)					2	(115)	Corporate Center
(+) DTA recognition*						(130)	(130)	Corporate Center
(+) Goodwill impairment*					114		114	Corporate Center
Underlying	25 681	(17 211)	(700)	11	0	(1 826)	5 264	

2020 (in EURm)	Net Banking Income	Operating Expenses	Cost of risk	Net profit or losses from other assets	Impairment losses on goodwill	Income tax	Group net income	Business
Reported	22 113	(16 714)	(3 306)	(12)	(684)	(1 204)	(258)	
(+) Transformation charges*		210				(63)	147	o/w GBIS (EUR -157m), Corporate Center (EUR -53m)
(+) Group refocusing plan*			20	178		14	212	Corporate center
(+) Goodwill impairment*					684		684	Corporate center
(+) DTA impairment*						650	650	Corporate center
Underlying	22 113	(16 504)	(3 286)	166	0	(603)	1 435	

(*) Exceptional item

(1) Transformation and/or restructuring charges in Q4 21 related to RBDF (EUR 88m), GBIS (EUR 33m) and Corporate Center (EUR 26m)

(2) Transformation and/or restructuring charges in 2021 related to RBDF (EUR 194m), GBIS (EUR 99m) and Corporate Center (EUR 86m)

6 - Cost of risk in basis points, coverage ratio for doubtful outstandings

The cost of risk is defined on pages 43 and 635 of Societe Generale's 2021 Universal Registration Document. This indicator makes it possible to assess the level of risk of each of the pillars as a percentage of balance sheet loan commitments, including operating leases.

In EURm		Q4 21	Q4 20	2021	2020
French Retail Banking	Net Cost Of Risk	(20)	276	104	1,097
	Gross loan Outstandings	219,522	222,926	218,043	212,185
	Cost of Risk in bp	(4)	50	5	52
International Retail Banking and Financial Services	Net Cost Of Risk	96	287	504	1,265
	Gross loan Outstandings	137,018	128,965	133,321	132,082
	Cost of Risk in bp	28	89	38	96
Global Banking and Investor Solutions	Net Cost Of Risk	3	104	86	922
	Gross loan Outstandings	178,116	147,508	165,603	160,918
	Cost of Risk in bp	1	28	5	57
Corporate Centre	Net Cost Of Risk	7	22	6	22
	Gross loan Outstandings	14,574	14,044	13,835	11,611
	Cost of Risk in bp	16	62	4	20
Societe Generale Group	Net Cost Of Risk	86	689	700	3,306
	Gross loan Outstandings	549,229	513,443	530,801	516,797
	Cost of Risk in bp	6	54	13	64

The **gross coverage ratio for doubtful outstandings** is calculated as the ratio of provisions recognised in respect of the credit risk to gross outstandings identified as in default within the meaning of the regulations, without taking account of any guarantees provided. This coverage ratio measures the maximum residual risk associated with outstandings in default ("doubtful").

7 - ROE, ROTE, RONE

The notions of ROE (Return on Equity) and ROTE (Return on Tangible Equity), as well as their calculation methodology, are specified on page 43 and 44 of Societe Generale's 2021 Universal Registration Document. This measure makes it possible to assess Societe Generale's return on equity and return on tangible equity.

RONE (Return on Normative Equity) determines the return on average normative equity allocated to the Group's businesses, according to the principles presented on page 44 of Societe Generale's 2021 Universal Registration Document.

Group net income used for the ratio numerator is book Group net income adjusted for "interest net of tax payable on deeply subordinated notes and undated subordinated notes, interest paid to holders of deeply subordinated notes and undated subordinated notes, issue premium amortisations" and "unrealised gains/losses booked under shareholders' equity, excluding conversion reserves" (see methodology note No. 9). For ROTE, income is also restated for goodwill impairment.

Details of the corrections made to book equity in order to calculate ROE and ROTE for the period are given in the table below:

ROTE calculation: calculation methodology

End of period	Q4 21	Q4 20	2021	2020
Shareholders' equity Group share*	65,067	61,710	65,067	61,710
Deeply subordinated notes	(8,003)	(8,830)	(8,003)	(8,830)
Undated subordinated notes		(264)		(264)
Interest net of tax payable to holders of deeply subordinated notes & undated subordinated notes, interest paid to holders of deeply subordinated notes & undated subordinated notes, issue premium amortisations	20	19	20	19
OCI excluding conversion reserves	(489)	(942)	(489)	(942)
Dividend provision	(2,286)	(467)	(2,286)	(467)
ROE equity end-of-period*	54,310	51,227	54,310	51,227
Average ROE equity*	53,878	51,307	52,634	52,091
Average Goodwill	(3,776)	(3,928)	(3,890)	(4,172)
Average Intangible Assets	(2,687)	(2,477)	(2,584)	(2,432)
Average ROTE equity*	47,415	44,902	46,160	45,487
Group net Income (a)	1,787	470	5,641	(258)
Underlying Group net income (b)	1,226	631	5,264	1,435
Interest on deeply subordinated notes and undated subordinated notes (c)	(151)	(164)	(590)	(611)
Cancellation of goodwill impairment (d)	337	-	337	684
Ajusted Group net Income (e) = (a)+ (c)+(d)	1,973	306	5,388	(185)
Ajusted Underlying Group net Income (f)=(b)+(c)	1,075	467	4,674	824
Average ROTE equity (g)*	47,415	44,902	46,160	45,487
ROTE [quarter: (4*e/g), 12M: (2*e/g)]	16.6%	2.7%	11.7%	-0.4%
Average ROTE equity (underlying) (h)*	46,854	45,063	45,783	47,180
Underlying ROTE [quarter: (4*f/h), 12M: (2*f/h)]	9.2%	4.1%	10.2%	1.7%

(*) Amounts restated compared with the financial statements published in 2020 (See Note 1.7 of the financial statements)

RONE calculation: Average capital allocated to Core Businesses (in EURm)

In EUR m	Q4 21	Q4 20	Change	2021	2020	Change
French Retail Banking	10,990	11,186	-1.8%	11,149	11,427	-2.4%
International Retail Banking and Financial Services	10,523	10,112	+4.1%	10,246	10,499	-2.4%
Global Banking and Investor Solutions	15,602	14,287	+9.2%	14,916	14,302	+4.3%
Core Businesses	37,115	35,585	+4.3%	36,310	36,228	+0.2%
Corporate Center	16,763	15,722	+6.7%	16,324	15,863	+2.9%
Group	53,878	51,307	+5.0%	52,634	52,091	+1.0%

(*) Amounts restated compared with the financial statements published in 2020 (See Note 1.7 of the financial statements)

8 - Net assets and tangible net assets

Net assets and tangible net assets are defined in the methodology, page 46 of the Group's 2021 Universal Registration Document. The items used to calculate them are presented below:

End of period – in EUR m	2021	2020	2019
Shareholders' equity Group share*	65,067	61,710	63,527
Deeply subordinated notes	(8,003)	(8,830)	(9,501)
Undated subordinated notes		(264)	(283)
Interest, net of tax, payable to holders of deeply subordinated notes & undated subordinated notes, interest paid to holders of deeply subordinated notes & undated subordinated notes, issue premium amortisations	20	19	4
Bookvalue of own shares in trading portfolio	37	301	375
Net Asset Value*	57,121	52,936	54,122
Goodwill	(3,624)	(3,928)	(4,510)
Intangible Assets	(2,733)	(2,484)	(2,362)
Net Tangible Asset Value*	50,764	46,524	47,250
Number of shares used to calculate NAPS**	831,162	848,859	849,665
Net Asset Value per Share	68.7	62.4	63.7
Net Tangible Asset Value per Share	61.1	54.8	55.6

(*) Amounts restated compared with the financial statements published in 2020 (See Note 1.7 of the financial statements)

(* *) The number of shares considered is the number of ordinary shares outstanding as at end of period, excluding treasury shares and buybacks, but including the trading shares held by the Group.

In accordance with IAS 33, historical data per share prior to the date of detachment of a preferential subscription right are restated by the adjustment coefficient for the transaction.

9 - Calculation of Earnings Per Share (EPS)

The EPS published by Societe Generale is calculated according to the rules defined by the IAS 33 standard (see page 45 of Societe Generale's 2021 Universal Registration Document). The corrections made to Group net income in order to calculate EPS correspond to the restatements carried out for the calculation of ROE and ROTE. As specified on page 45 of Societe Generale's 2021 Universal Registration Document, the Group also publishes EPS adjusted for the impact of non-economic and exceptional items presented in methodology note No. 5 (underlying EPS).

The calculation of Earnings Per Share is described in the following table:

Average number of shares (thousands) – in EUR m	2021	2020	2019
Existing shares	853,371	853,371	834,062
Deductions			
Shares allocated to cover stock option plans and free shares awarded to staff	3,861	2,987	4,011
Other own shares and treasury shares	3,249		149
Number of shares used to calculate EPS**	846,261	850,385	829,902
Group net Income	5,641	(258)	3,248
Interest on deeply subordinated notes and undated subordinated notes	(590)	(611)	(715)
Capital gain net of tax on partial buybacks			
Adjusted Group net income	5,051	(869)	2,533
EPS (in EUR)	5.97	(1.02)	3.05
Underlying EPS* (in EUR)	5.52	0.97	4.03

(*) Calculated on the basis of underlying Group net income.

(**) The number of shares considered is the average number of ordinary shares outstanding during the period, excluding treasury shares and buybacks, but including the trading shares held by the Group.

10 – The Societe Generale Group's Common Equity Tier 1 capital is calculated in accordance with applicable CRR2/CRD5 rules. The fully loaded solvency ratios are presented pro forma for current earnings, net of dividends, for the current financial year, unless specified otherwise. When there is reference to phased-in ratios, these do not include the earnings for the current financial year, unless specified otherwise. The leverage ratio is also calculated according to applicable CRR2/CRD5 rules including the phased-in following the same rationale as solvency ratios.

NB (1) The sum of values contained in the tables and analyses may differ slightly from the total reported due to rounding rules.

(2) All the information on the results for the period (notably: press release, downloadable data, presentation slides and supplement) is available on Societe Generale's website www.societegenerale.com in the "Investor" section.

Societe Generale

Societe Generale is one of the leading European financial services groups. Based on a diversified and integrated banking model, the Group combines financial strength and proven expertise in innovation with a strategy of sustainable growth. Committed to the positive transformations of the world's societies and economies, Societe Generale and its teams seek to build, day after day, together with its clients, a better and sustainable future through responsible and innovative financial solutions.

Active in the real economy for over 150 years, with a solid position in Europe and connected to the rest of the world, Societe Generale has over 133,000 members of staff in 61 countries and supports on a daily basis 30 million individual clients, businesses and institutional investors around the world by offering a wide range of advisory services and tailored financial solutions. The Group is built on three complementary core businesses:

- **French Retail Banking** which encompasses the Societe Generale, Credit du Nord and Boursorama brands. Each offers a full range of financial services with omnichannel products at the cutting edge of digital innovation;
- **International Retail Banking, Insurance and Financial Services to Corporates**, with networks in Africa, Russia, Central and Eastern Europe and specialised businesses that are leaders in their markets;
- **Global Banking and Investor Solutions**, which offers recognised expertise, key international locations and integrated solutions.

Societe Generale is included in the principal socially responsible investment indices: DJSI (Europe), FTSE4Good (Global and Europe), Bloomberg Gender-Equality Index, Refinitiv Diversity and Inclusion Index, Euronext Vigeo (Europe and Eurozone), STOXX Global ESG Leaders indexes, and the MSCI Low Carbon Leaders Index (World and Europe).

In case of doubt regarding the authenticity of this press release, please go to the end of [Societe Generale's newsroom page](#) where official Press Releases sent by Societe Generale can be certified using blockchain technology. A link will allow you to check the document's legitimacy directly on the web page.

For more information, you can follow us on Twitter [@societegenerale](#) or visit our website www.societegenerale.com.

REGISTERED OFFICE OF THE ISSUER

SG Issuer
16, Boulevard Royal
L-2449 Luxembourg
Luxembourg

REGISTERED OFFICE OF THE GUARANTOR

Société Générale
29, boulevard Haussmann
75009 Paris
France

ISSUER'S AUDITORS

Ernst & Young Société Anonyme
35E, avenue John F. Kennedy
L-1855 Luxembourg
Luxembourg

**Ernst & Young et
Autres**
Tour First
TSA 14444
92037 Paris-La
Défense Cedex
France

GUARANTOR'S AUDITORS

Deloitte & Associés
6, place de la Pyramide
92908 Paris-La Défense
Cedex
France

WARRANT AGENT

THE CENTRAL DEPOSITORY (PTE) LIMITED

11 North Buona Vista Drive
#06-07 The Metropolis Tower 2
Singapore 138589

LEGAL ADVISERS TO THE ISSUER

(as to Singapore law)

ALLEN & GLEDHILL LLP
One Marina Boulevard #28-00
Singapore 018989