

Supplemental Listing Document

If you are in any doubt as to any aspect of this document, you should consult your stockbroker or other registered dealer in securities, bank manager, solicitor, accountant or other professional adviser.

Application has been made to the Singapore Exchange Securities Trading Limited (the “**SGX-ST**”) for permission to deal in and for quotation of the Certificates (as defined below). The SGX-ST takes no responsibility for the contents of this document, makes no representation as to its accuracy or completeness and expressly disclaims any liability whatsoever for any loss howsoever arising from or in reliance upon the whole or any part of the contents of this document. Admission to the Official List of the SGX-ST is not to be taken as an indication of the merits of SG Issuer, Société Générale, the Certificates, or the Company (as defined below).

**3,400,000 European Style Cash Settled Long Certificates relating to
the ordinary shares of WuXi Biologics (Cayman) Inc.
with a Daily Leverage of 5x**

issued by

SG Issuer

(Incorporated in Luxembourg with limited liability)

unconditionally and irrevocably guaranteed by

Société Générale

Issue Price: S\$1.20 per Certificate

This document is published for the purpose of obtaining a listing of all the above certificates (the “**Certificates**”) to be issued by SG Issuer (the “**Issuer**”) unconditionally and irrevocably guaranteed by Société Générale (the “**Guarantor**”), and is supplemental to and should be read in conjunction with a base listing document dated 18 June 2021 including such further base listing documents as may be issued from time to time (the “**Base Listing Document**”) for the purpose of giving information with regard to the Issuer, the Guarantor and the Certificates. Information relating to the Company (as defined below) is contained in this document.

This document does not constitute or form part of any offer, or invitation, to subscribe for or to sell, or solicitation of any offer to subscribe for or to purchase, Certificates or other securities of the Issuer, nor is it calculated to invite, nor does it permit the making of, offers by the public to subscribe for or purchase for cash or other consideration the Certificates or other securities of the Issuer.

Restrictions have been imposed on offers and sales of the Certificates and on distributions of documents relating thereto in Singapore, Hong Kong, the European Economic Area, the United Kingdom and the United States (see “Placing and Sale” contained herein).

The Certificates are complex products. You should exercise caution in relation to them. Investors are warned that the price of the Certificates may fall in value as rapidly as it may rise and

holders may sustain a total loss of their investment. The price of the Certificates also depends on the supply and demand for the Certificates in the market and the price at which the Certificates is trading at any time may differ from the underlying valuation of the Certificates because of market inefficiencies. It is not possible to predict the secondary market for the Certificates. Although the Issuer, the Guarantor and/or any of their affiliates may from time to time purchase the Certificates or sell additional Certificates on the market, the Issuer, the Guarantor and/or any of their affiliates are not obliged to do so. Investors should also note that there are leveraged risks because the Certificates integrate a leverage mechanism and the Certificates will amplify the movements in the increase, and in the decrease, of the value of the Underlying Stock (as defined below) and if the investment results in a loss, any such loss will be increased by the leverage factor of the Certificates. As such, investors could lose more than they would if they had invested directly in the Underlying Stock.

The Certificates are classified as capital markets products other than prescribed capital markets products¹ and Specified Investment Products (SIPs)², and may only be sold to retail investors with enhanced safeguards, including an assessment of such investors' investment knowledge or experience.

The Certificates constitute general unsecured obligations of the Issuer (in the case of any substitution of the Issuer in accordance with the Conditions of the Certificates, the Substituted Obligor as defined in the Conditions of the Certificates) and of no other person, and the guarantee dated 18 June 2021 (the "**Guarantee**") and entered into by the Guarantor constitutes direct unconditional unsecured senior preferred obligations of the Guarantor and of no other person, and if you purchase the Certificates, you are relying upon the creditworthiness of the Issuer and the Guarantor and have no rights under the Certificates against any other person.

Application has been made to the SGX-ST for permission to deal in and for quotation of the Certificates and the SGX-ST has agreed in principle to grant permission to deal in and for quotation of the Certificates. It is expected that dealings in the Certificates will commence on or about 17 February 2022.

As of the date hereof, the Guarantor's long term credit rating by S&P Global Ratings is A, and by Moody's Investors Service, Inc. is A1.

The Issuer is regulated by the Luxembourg Commission de Surveillance du Secteur Financier on a consolidated basis and the Guarantor is regulated by, *inter alia*, the Autorité des Marchés Financiers, the Autorité de Contrôle Prudentiel et de Résolution and the European Central Bank.

16 February 2022

¹ As defined in the Securities and Futures (Capital Markets Products) Regulations 2018.

² As defined in the MAS Notice SFA 04-N12: Notice on the Sale of Investment Products and MAS Notice FAA-N16: Notice on Recommendations on Investment Products.

Subject as set out below, the Issuer and the Guarantor accept full responsibility for the accuracy of the information contained in this document and the Base Listing Document in relation to themselves and the Certificates. To the best of the knowledge and belief of the Issuer and the Guarantor (each of which has taken all reasonable care to ensure that such is the case), the information contained in this document and the Base Listing Document for which they accept responsibility (subject as set out below in respect of the information contained herein with regard to the Company) is in accordance with the facts and does not omit anything likely to affect the import of such information. The information with regard to the Company as set out herein is extracted from publicly available information. The Issuer and the Guarantor accept responsibility only for the accurate reproduction of such information. No further or other responsibility or liability in respect of such information is accepted by the Issuer and the Guarantor.

No person has been authorised to give any information or to make any representation other than those contained in this document in connection with the offering of the Certificates, and, if given or made, such information or representations must not be relied upon as having been authorised by the Issuer or the Guarantor. Neither the delivery of this document nor any sale made hereunder shall under any circumstances create any implication that there has been no change in the affairs of the Issuer, the Guarantor or their respective subsidiaries and associates since the date hereof.

This document does not constitute an offer or invitation by or on behalf of the Issuer or the Guarantor to purchase or subscribe for any of the Certificates. The distribution of this document and the offering of the Certificates may, in certain jurisdictions, be restricted by law. The Issuer and the Guarantor require persons into whose possession this document comes to inform themselves of and observe all such restrictions. In particular, the Certificates and the Guarantee have not been and will not be registered under the United States Securities Act of 1933, as amended or any state securities law, and trading in the Certificates has not been approved by the United States Commodity Futures Trading Commission (the “**CFTC**”) under the United States Commodity Exchange Act of 1936, as amended and the Issuer will not be registered as an investment company under the United States Investment Company Act of 1940, as amended, and the rules and regulations thereunder. None of the Securities and Exchange Commission, any state securities commission or regulatory authority or any other United States, French or other regulatory authority has approved or disapproved of the Certificates or the Guarantee or passed upon the accuracy or adequacy of this document. Accordingly, Certificates, or interests therein, may not at any time be offered, sold, resold, traded, pledged, exercised, redeemed, transferred or delivered, directly or indirectly, in the United States or to, or for the account or benefit of, U.S. persons, nor may any U.S. person at any time trade, own, hold or maintain a position in the Certificates or any interests therein. In addition, in the absence of relief from the CFTC, offers, sales, re-sales, trades, pledges, exercises, redemptions, transfers or deliveries of Certificates, or interests therein, directly or indirectly, in the United States or to, or for the account or benefit of, U.S. persons, may constitute a violation of United States law governing commodities trading and commodity pools. Consequently, any offer, sale, resale, trade, pledge, exercise, redemption, transfer or delivery made, directly or indirectly, within the United States or to, or for the account or benefit of, a U.S. person will not be recognised. A further description of certain restrictions on offering and sale of the Certificates and distribution of this document is given in the section headed “Placing and Sale” contained herein.

The SGX-ST has made no assessment of, nor taken any responsibility for, the financial soundness of the Issuer or the Guarantor or the merits of investing in the Certificates, nor have they verified the accuracy or the truthfulness of statements made or opinions expressed in this document.

The Issuer, the Guarantor and/or any of their affiliates may repurchase Certificates at any time on or after the date of issue and any Certificates so repurchased may be offered from time to time in one or more transactions in the over-the-counter market or otherwise at prevailing market prices or in negotiated transactions, at the discretion of the Issuer, the Guarantor and/or any of their affiliates.

Investors should not therefore make any assumption as to the number of Certificates in issue at any time.

References in this document to the “**Conditions**” shall mean references to the Terms and Conditions of the European Style Cash Settled Long/Short Certificates on Single Equities contained in the Base Listing Document. Terms not defined herein shall have the meanings ascribed thereto in the Conditions.

Table of Contents

	<i>Page</i>
Risk Factors	6
Terms and Conditions of the Certificates	16
Terms and Conditions of the European Style Cash Settled Long/Short Certificates on Single Equities	27
Summary of the Issue	41
Information relating to the European Style Cash Settled Long Certificates on Single Equities	43
Information relating to the Company	59
Information relating to the Designated Market Maker	60
Supplemental Information relating to the Guarantor	62
Supplemental General Information	63
Placing and Sale	65
Appendix I	
Appendix II	

RISK FACTORS

The following are risk factors relating to the Certificates:

- (a) investment in Certificates involves substantial risks including market risk, liquidity risk, and the risk that the Issuer and/or the Guarantor will be unable to satisfy its/their obligations under the Certificates. Investors should ensure that they understand the nature of all these risks before making a decision to invest in the Certificates. You should consider carefully whether Certificates are suitable for you in light of your experience, objectives, financial position and other relevant circumstances. Certificates are not suitable for inexperienced investors;
- (b) the Certificates constitute general unsecured obligations of the Issuer (in the case of any substitution of the Issuer in accordance with the Conditions of the Certificates, the Substituted Obligor as defined in the Conditions of the Certificates) and of no other person, and the Guarantee constitutes direct unconditional unsecured senior preferred obligations of the Guarantor and of no other person. In particular, it should be noted that the Issuer issues a large number of financial instruments, including Certificates, on a global basis and, at any given time, the financial instruments outstanding may be substantial. If you purchase the Certificates, you are relying upon the creditworthiness of the Issuer and the Guarantor and have no rights under the Certificates against any other person;
- (c) since the Certificates relate to the price of the Underlying Stock, certain events relating to the Underlying Stock may cause adverse movements in the value and the price of the Underlying Stock, as a result of which, the Certificate Holders (as defined in the Conditions of the Certificates) may, in extreme circumstances, sustain a significant loss of their investment if the price of the Underlying Stock has fallen sharply;
- (d) due to their nature, the Certificates can be volatile instruments and may be subject to considerable fluctuations in value. The price of the Certificates may fall in value as rapidly as it may rise due to, including but not limited to, variations in the frequency and magnitude of the changes in the price of the Underlying Stock, the time remaining to expiry, the currency exchange rates and the creditworthiness of the Issuer and the Guarantor;
- (e) if, whilst any of the Certificates remain unexercised, trading in the Underlying Stock is suspended or halted on the relevant stock exchange, trading in the Certificates may be suspended for a similar period;
- (f) as indicated in the Conditions of the Certificates and herein, a Certificate Holder must tender a specified number of Certificates at any one time in order to exercise. Thus, Certificate Holders with fewer than the specified minimum number of Certificates in a particular series will either have to sell their Certificates or purchase additional Certificates, incurring transactions costs in each case, in order to realise their investment;
- (g) investors should note that in the event of there being a Market Disruption Event (as defined in the Conditions) determination or payment of the Cash Settlement Amount (as defined in the Conditions) may be delayed, all as more fully described in the Conditions;
- (h) certain events relating to the Underlying Stock require or, as the case may be, permit the Issuer to make certain adjustments or amendments to the Conditions. Investors may refer to the Conditions 4 and 6 on pages 32 to 36 and the examples and illustrations of adjustments set out in the “Information relating to the European Style Cash Settled Long Certificates on Single Equities” section of this document for more information;

- (i) the Certificates are only exercisable on the Expiry Date and may not be exercised by Certificate Holders prior to such Expiry Date. Accordingly, if on the Expiry Date the Cash Settlement Amount is zero, a Certificate Holder will lose the value of his investment;
- (j) the total return on an investment in any Certificate may be affected by the Hedging Fee Factor (as defined below), Management Fee (as defined below) and Gap Premium (as defined below);
- (k) investors holding their position overnight should note that they would be required to bear the annualised cost which consists of the Management Fee and Gap Premium, which are calculated daily and applied to the value of the Certificates, as well as certain costs embedded within the Leverage Strategy (as described below) including the Funding Cost (as defined below) and Rebalancing Cost (as defined below);
- (l) investors should note that there may be an exchange rate risk relating to the Certificates where the Cash Settlement Amount is converted from a foreign currency into Singapore dollars.

Exchange rates between currencies are determined by forces of supply and demand in the foreign exchange markets. These forces are, in turn, affected by factors such as international balances of payments and other economic and financial conditions, government intervention in currency markets and currency trading speculation. Fluctuations in foreign exchange rates, foreign political and economic developments, and the imposition of exchange controls or other foreign governmental laws or restrictions applicable to such investments may affect the foreign currency market price and the exchange rate-adjusted equivalent price of the Certificates. Fluctuations in the exchange rate of any one currency may be offset by fluctuations in the exchange rate of other relevant currencies;

- (m) investors should note that there are leveraged risks because the Certificates integrate a leverage mechanism and the Certificates will amplify the movements in the increase, and in the decrease, of the value of the Underlying Stock and if the investment results in a loss, any such loss will be increased by the leverage factor of the Certificates. As such, investors could lose more than they would if they had invested directly in the Underlying Stock;
- (n) when held for longer than a day, the performance of the Certificates could be more or less than the leverage factor that is embedded within the Certificates. The performance of the Certificates each day is locked in, and any subsequent returns are based on what was achieved the previous day. This process, referred to as compounding, may lead to a performance difference from 5 times the performance of the Underlying Stock over a period longer than one day. This difference may be amplified in a volatile market with a sideways trend, where market movements are not clear in direction, whereby investors may sustain substantial losses;
- (o) the Air Bag Mechanism (as defined below) is triggered only when the Underlying Stock is calculated or traded, which may not be during the trading hours of the Relevant Stock Exchange for the Certificates (as defined below);
- (p) investors should note that the Air Bag Mechanism reduces the impact on the Leverage Strategy if the Underlying Stock falls further, but will also maintain a reduced exposure to the Underlying Stock in the event the Underlying Stock starts to rise after the Air Bag Mechanism is triggered, thereby reducing its ability to recoup losses;
- (q) there is no assurance that the Air Bag Mechanism will prevent investors from losing the entire value of their investment, in the event of (i) an overnight fall in the Underlying Stock, where there is a 20% or greater gap between the previous day closing price and the opening price of the Underlying Stock the following day, as the Air Bag Mechanism will only be triggered when market opens the following day or (ii) a sharp intraday fall in the price of the Underlying Stock

of 20% or greater within the 15 minutes Observation Period compared to the reference price, being: (1) if air bag has not been previously triggered on the same day, the previous closing price of the Underlying Stock, or (2) if one or more air bag have been previously triggered on the same day, the latest New Observed Price. Investors may refer to pages 52 to 53 of this document for more information;

- (r) In the case of extreme market conditions or where the Air Bag Mechanisms are triggered simultaneously, trading in the Certificates may be suspended for an extended period, which may be up to an additional 15 minutes, to facilitate the intra-day adjustment under the Air Bag Mechanism;
- (s) certain events may, pursuant to the terms and conditions of the Certificates, trigger (i) the implementation of methods of adjustment or (ii) the early termination of the Certificates. The Issuer will give the investors reasonable notice of any early termination. If the Issuer terminates the Certificates early, then the Issuer will, if and to the extent permitted by applicable law, pay an amount to each Certificate Holder in respect of each Certificate held by such holder equal to the fair market value of the Certificate less the cost to the Issuer of unwinding any underlying related hedging arrangements, all as determined by the Issuer in its sole and absolute discretion. The performance of this commitment shall depend on (i) general market conditions and (ii) the liquidity conditions of the underlying instrument(s) and, as the case may be, of any other hedging transactions. Investors should note that the amount repaid by the Issuer may be less than the amount initially invested. Investors may refer to the Condition 13 on pages 38 to 39 of this document for more information;
- (t) there is no assurance that an active trading market for the Certificates will sustain throughout the life of the Certificates, or if it does sustain, it may be due to market making on the part of the Designated Market Maker. The Issuer acting through its Designated Market Maker may be the only market participant buying and selling the Certificates. Therefore, the secondary market for the Certificates may be limited and you may not be able to realise the value of the Certificates. Do note that the bid-ask spread increases with illiquidity;
- (u) in the ordinary course of their business, including without limitation, in connection with the Issuer or its appointed designated market maker's market making activities, the Issuer, the Guarantor and any of their respective subsidiaries and affiliates may effect transactions for their own account or for the account of their customers and hold long or short positions in the Underlying Stock. In addition, in connection with the offering of any Certificates, the Issuer, the Guarantor and any of their respective subsidiaries and affiliates may enter into one or more hedging transactions with respect to the Underlying Stock. In connection with such hedging or market-making activities or with respect to proprietary or other trading activities by the Issuer, the Guarantor and any of their respective subsidiaries and affiliates, the Issuer, the Guarantor and any of their respective subsidiaries and affiliates may enter into transactions in the Underlying Stock which may affect the market price, liquidity or value of the Certificates and which may affect the interests of Certificate Holders;
- (v) various potential and actual conflicts of interest may arise from the overall activities of the Issuer, the Guarantor and/or any of their subsidiaries and affiliates.

The Issuer, the Guarantor and any of their subsidiaries and affiliates are diversified financial institutions with relationships in countries around the world. These entities engage in a wide range of commercial and investment banking, brokerage, funds management, hedging transactions and investment and other activities for their own account or the account of others. In addition, the Issuer, the Guarantor and any of their subsidiaries and affiliates, in connection with their other business activities, may possess or acquire material information about the

Underlying Stock. Such activities and information may involve or otherwise affect issuers of the Underlying Stock in a manner that may cause consequences adverse to the Certificate Holders or otherwise create conflicts of interests in connection with the issue of Certificates by the Issuer. Such actions and conflicts may include, without limitation, the exercise of voting power, the purchase and sale of securities, financial advisory relationships and exercise of creditor rights. The Issuer, the Guarantor and any of their subsidiaries and affiliates have no obligation to disclose such information about the Underlying Stock or such activities. The Issuer, the Guarantor and any of their subsidiaries and affiliates and their officers and directors may engage in any such activities without regard to the issue of Certificates by the Issuer or the effect that such activities may directly or indirectly have on any Certificate;

- (w) legal considerations which may restrict the possibility of certain investments:

Some investors' investment activities are subject to specific laws and regulations or laws and regulations currently being considered by various authorities. All potential investors must consult their own legal advisers to check whether and to what extent (i) they can legally purchase the Certificates (ii) the Certificates can be used as collateral security for various forms of borrowing (iii) if other restrictions apply to the purchase of Certificates or their use as collateral security. Financial institutions must consult their legal advisers or regulators to determine the appropriate treatment of the Certificates under any applicable risk-based capital or similar rules;

- (x) the credit rating of the Guarantor is an assessment of its ability to pay obligations, including those on the Certificates. Consequently, actual or anticipated declines in the credit rating of the Guarantor may affect the market value of the Certificates;

- (y) the Certificates are linked to the Underlying Stock and subject to the risk that the price of the Underlying Stock may decline. The following is a list of some of the significant risks associated with the Underlying Stock:

- Historical performance of the Underlying Stock does not give an indication of future performance of the Underlying Stock. It is impossible to predict whether the price of the Underlying Stock will fall or rise over the term of the Certificates; and
- The price of the Underlying Stock may be affected by the economic, financial and political events in one or more jurisdictions, including the stock exchange(s) or quotation system(s) on which the Underlying Stock may be traded;

- (z) the value of the Certificates depends on the Leverage Strategy performance built in the Certificate. The Calculation Agent will make the Leverage Strategy last closing level and a calculation tool available to the investors on a website;

- (aa) two or more risk factors may simultaneously have an effect on the value of a Certificate such that the effect of any individual risk factor may not be predicted. No assurance can be given as to the effect any combination of risk factors may have on the value of a Certificate;

- (bb) as the Certificates are represented by a global warrant certificate which will be deposited with The Central Depository (Pte) Limited (“CDP”):

- (i) investors should note that no definitive certificate will be issued in relation to the Certificates;
- (ii) there will be no register of Certificate Holders and each person who is for the time being shown in the records maintained by CDP as entitled to a particular number of Certificates by way of interest (to the extent of such number) in the global warrant

certificate in respect of those Certificates represented thereby shall be treated as the holder of such number of Certificates;

- (iii) investors will need to rely on any statements received from their brokers/custodians as evidence of their interest in the Certificates; and
- (iv) notices to such Certificate Holders will be published on the web-site of the SGX-ST. Investors will need to check the web-site of the SGX-ST regularly and/or rely on their brokers/custodians to obtain such notices;

- (cc) the reform of HIBOR may adversely affect the value of the Certificates

The Hong Kong Inter-bank Offered Rate (“**HIBOR**”) benchmark is referenced in the Leverage Strategy.

It is not possible to predict with certainty whether, and to what extent, HIBOR will continue to be supported going forwards. This may cause HIBOR to perform differently than they have done in the past, and may have other consequences which cannot be predicted. Such factors may have (without limitation) the following effects: (i) discouraging market participants from continuing to administer or contribute to a benchmark; (ii) triggering changes in the rules or methodologies used in the benchmark and/or (iii) leading to the disappearance of the benchmark. Any of the above changes or any other consequential changes as a result of international or national reforms or other initiatives or investigations, could have a material adverse effect on the value of and return on the Certificates.

In addition, the occurrence of a modification or cessation of HIBOR may cause adjustment of the Certificates which may include selecting one or more successor benchmarks and making related adjustments to the Certificates, including if applicable to reflect increased costs.

The Calculation Agent may make adjustments as it may determine appropriate if any of the following circumstances occurs or may occur: (1) HIBOR is materially changed or cancelled or (2)(i) the relevant authorisation, registration, recognition, endorsement, equivalence decision or approval in respect of the benchmark or the administrator or sponsor of the benchmark is not obtained, (ii) an application for authorisation, registration, recognition, endorsement, equivalence decision, approval or inclusion in any official register is rejected or (iii) any authorisation, registration, recognition, endorsement, equivalence decision or approval is suspended or inclusion in any official register is withdrawn.

Investors should consult their own independent advisers and make their own assessment about the potential risks imposed by any of the international or national reforms in making any investment decision with respect to any Certificate;

- (dd) the US Foreign Account Tax Compliance Act (“**FATCA**”) withholding risk:

FATCA generally imposes a 30 per cent. withholding tax on certain U.S.-source payments to certain non-US persons that do not provide certification of their compliance with IRS rules to disclose the identity of their US owners and account holders (if any) or establish a basis for exemption for such disclosure. The Issuer or an investor's broker or custodian may be subject to FATCA and, as a result, may be required to obtain certification from investors that they have complied with FATCA disclosure requirements or have established a basis for exemption from FATCA. If an investor does not provide the Issuer or the relevant broker or custodian with such certification, the Issuer and the Guarantor or other withholding agent could be required to withhold U.S. tax on U.S.-source income (if any) paid pursuant to the Certificates. In certain cases, the Issuer or the relevant broker or custodian could be required to close an account of an investor who does not comply with the FATCA certification procedures.

FATCA IS PARTICULARLY COMPLEX. EACH INVESTOR SHOULD CONSULT ITS OWN TAX ADVISER TO OBTAIN A MORE DETAILED EXPLANATION OF FATCA AND TO DETERMINE HOW THIS LEGISLATION MIGHT AFFECT EACH INVESTOR IN ITS PARTICULAR CIRCUMSTANCES;

(ee) U.S. withholding tax

The Issuer has determined that this Certificate is not linked to U.S. Underlying Equities within the meaning of applicable regulations under Section 871(m) of the United States Internal Revenue Code, as discussed in the accompanying Base Listing Document under “TAXATION—TAXATION IN THE UNITED STATES OF AMERICA—Section 871(m) of the U.S. Internal Revenue Code of 1986.” Accordingly, the Issuer expects that Section 871(m) will not apply to the Certificates. Such determination is not binding on the IRS, and the IRS may disagree with this determination. Section 871(m) is complex and its application may depend on a Certificate Holder's particular circumstances. Certificate Holders should consult with their own tax advisers regarding the potential application of Section 871(m) to the Certificates; and

(ff) risk factors relating to the BRRD

French and Luxembourg law and European legislation regarding the resolution of financial institutions may require the write-down or conversion to equity of the Certificates or other resolution measures if the Issuer or the Guarantor is deemed to meet the conditions for resolution.

Directive 2014/59/EU of the European Parliament and of the Council of the European Union dated 15 May 2014 establishing a framework for the recovery and resolution of credit institutions and investment firms (the “**BRRD**”) entered into force on 2 July 2014. The BRRD has been implemented into Luxembourg law by, among others, the Luxembourg act dated 18 December 2015 on the failure of credit institutions and certain investment firms, as amended (the “**BRR Act 2015**”). Under the BRR Act 2015, the competent authority is the Luxembourg financial sector supervisory authority (*Commission de surveillance du secteur financier*, the CSSF) and the resolution authority is the CSSF acting as resolution council (*conseil de résolution*).

Moreover, Regulation (EU) No. 806/2014 of the European Parliament and of the Council of 15 July 2014 establishing uniform rules and a uniform procedure for the resolution of credit institutions and certain investment firms in the framework of a Single Resolution Mechanism (“**SRM**”) and a Single Resolution Fund (the “**SRM Regulation**”) has established a centralised power of resolution entrusted to a Single Resolution Board (the “**SRB**”) in cooperation with the national resolution authorities.

Since November 2014, the European Central Bank (“**ECB**”) has taken over the prudential supervision of significant credit institutions in the member states of the Eurozone under the Single Supervisory Mechanism (“**SSM**”). In addition, the SRM has been put in place to ensure that the resolution of credit institutions and certain investment firms across the Eurozone is harmonised. As mentioned above, the SRM is managed by the SRB. Under Article 5(1) of the SRM Regulation, the SRM has been granted those responsibilities and powers granted to the EU Member States’ resolution authorities under the BRRD for those credit institutions and certain investment firms subject to direct supervision by the ECB. The ability of the SRB to exercise these powers came into force at the beginning of 2016.

Societe Generale has been designated as a significant supervised entity for the purposes of Article 49(1) of Regulation (EU) No 468/2014 of the ECB of 16 April 2014 establishing the framework for cooperation within the SSM between the ECB and national competent authorities

and with national designated authorities (the “**SSM Regulation**”) and is consequently subject to the direct supervision of the ECB in the context of the SSM. This means that Societe Generale and SG Issuer (being covered by the consolidated prudential supervision of Societe Generale) are also subject to the SRM which came into force in 2015. The SRM Regulation mirrors the BRRD and, to a large part, refers to the BRRD so that the SRB is able to apply the same powers that would otherwise be available to the relevant national resolution authority.

The stated aim of the BRRD and the SRM Regulation is to provide for the establishment of an EU-wide framework for the recovery and resolution of credit institutions and certain investment firms. The regime provided for by the BRRD is, among other things, stated to be needed to provide the resolution authority designated by each EU Member State (the “**Resolution Authority**”) with a credible set of tools to intervene sufficiently early and quickly in an unsound or failing institution so as to ensure the continuity of the institution’s critical financial and economic functions while minimising the impact of an institution’s failure on the economy and financial system (including taxpayers’ exposure to losses).

Under the SRM Regulation, a centralised power of resolution is established and entrusted to the SRB acting in cooperation with the national resolution authorities. In accordance with the provisions of the SRM Regulation, when applicable, the SRB, has replaced the national resolution authorities designated under the BRRD with respect to all aspects relating to the decision-making process and the national resolution authorities designated under the BRRD continue to carry out activities relating to the implementation of resolution schemes adopted by the SRB. The provisions relating to the cooperation between the SRB and the national resolution authorities for the preparation of the institutions’ resolution plans have applied since 1 January 2015 and the SRM has been fully operational since 1 January 2016.

The SRB is the Resolution Authority for the Issuer and the Guarantor.

The powers provided to the Resolution Authority in the BRRD and the SRM Regulation include write-down/conversion powers to ensure that capital instruments (including subordinated debt instruments) and eligible liabilities (including senior debt instruments if junior instruments prove insufficient to absorb all losses) absorb losses of the issuing institution that is subject to resolution in accordance with a set order of priority (the “**Bail-in Power**”). The conditions for resolution under the SRM Regulation are deemed to be met when: (i) the Resolution Authority determines that the institution is failing or is likely to fail, (ii) there is no reasonable prospect that any measure other than a resolution measure would prevent the failure within a reasonable timeframe, and (iii) a resolution measure is necessary for the achievement of the resolution objectives (in particular, ensuring the continuity of critical functions, avoiding a significant adverse effect on the financial system, protecting public funds by minimizing reliance on extraordinary public financial support, and protecting client funds and assets) and winding up of the institution under normal insolvency proceedings would not meet those resolution objectives to the same extent.

The Resolution Authority could also, independently of a resolution measure or in combination with a resolution measure, fully or partially write-down or convert capital instruments (including subordinated debt instruments) into equity when it determines that the institution or its group will no longer be viable unless such write-down or conversion power is exercised or when the institution requires extraordinary public financial support (except when extraordinary public financial support is provided in Article 10 of the SRM Regulation). The terms and conditions of the Certificates contain provisions giving effect to the Bail-in Power in the context of resolution and write-down or conversion of capital instruments at the point of non-viability.

The Bail-in Power could result in the full (i.e., to zero) or partial write-down or conversion of the

Certificates into ordinary shares or other instruments of ownership, or the variation of the terms of the Certificates (for example, the maturity and/or interest payable may be altered and/or a temporary suspension of payments may be ordered). Extraordinary public financial support should only be used as a last resort after having assessed and applied, to the maximum extent practicable, the resolution measures. No support will be available until a minimum amount of contribution to loss absorption and recapitalization of 8% of total liabilities including own funds has been made by shareholders, holders of capital instruments and other eligible liabilities through write-down, conversion or otherwise.

In addition to the Bail-in Power, the BRRD provides the Resolution Authority with broader powers to implement other resolution measures with respect to institutions that meet the conditions for resolution, which may include (without limitation) the sale of the institution's business, the creation of a bridge institution, the separation of assets, the replacement or substitution of the institution as obligor in respect of debt instruments, modifications to the terms of debt instruments (including altering the maturity and/or the amount of interest payable and/or imposing a temporary suspension on payments), removing management, appointing an interim administrator, and discontinuing the listing and admission to trading of financial instruments.

Before taking a resolution measure, including implementing the Bail-in Power, or exercising the power to write down or convert relevant capital instruments, the Resolution Authority must ensure that a fair, prudent and realistic valuation of the assets and liabilities of the institution is carried out by a person independent from any public authority.

The application of any measure under the BRRD and the SRM Regulation or any suggestion of such application with respect to the Issuer, the Guarantor or the Group could materially adversely affect the rights of Certificate Holders, the price or value of an investment in the Certificates and/or the ability of the Issuer or the Guarantor to satisfy its obligations under any Certificates, and as a result investors may lose their entire investment.

Moreover, if the Issuer's or the Guarantor's financial condition deteriorates, the existence of the Bail-in Power, the exercise of write-down/conversion powers or any other resolution tools by the Resolution Authority independently of a resolution measure or in combination with a resolution measure when it determines that the Issuer, the Guarantor or the Group will no longer be viable could cause the market price or value of the Certificates to decline more rapidly than would be the case in the absence of such powers.

Since 1 January 2016, EU credit institutions (such as Societe Generale) and certain investment firms have to meet, at all times, a minimum requirement for own funds and eligible liabilities ("**MREL**") pursuant to Article 12 of the SRM Regulation. The MREL, which is expressed as a percentage of the total liabilities and own funds of the institution, aims at preventing institutions from structuring their liabilities in a manner that impedes the effectiveness of the Bail-in Power in order to facilitate resolution.

The current regime will evolve as a result of the changes adopted by the EU legislators. On 7 June 2019, as part of the contemplated amendments to the so-called "EU Banking Package", the following legislative texts have been published in the Official Journal of the EU 14 May 2019:

- Directive (EU) 2019/879 of the European Parliament and of the Council of 20 May 2019 amending the BRRD as regards the loss-absorbing and recapitalisation capacity of credit institutions and investment firms (the "**BRRD II**"); and
- Regulation (EU) 2019/877 of the European Parliament and of the Council of 20 May 2019 amending the SRM Regulation as regards the loss-absorbing and recapitalisation capacity ("**TLAC**") of credit institutions and investment firms (the "**SRM II Regulation**")

and, together with the BRRD II, the “**EU Banking Package Reforms**”).

The EU Banking Package Reforms will introduce, among other things, the TLAC standard as implemented by the Financial Stability Board's TLAC Term Sheet (“**FSB TLAC Term Sheet**”), by adapting, among others, the existing regime relating to the specific MREL with aim of reducing risks in the banking sector and further reinforcing institutions’ ability to withstand potential shocks will strengthen the banking union and reduce risks in the financial system.

The TLAC will be implemented in accordance with the FSB TLAC Term Sheet, which impose a level of “Minimum TLAC” that will be determined individually for each global systemically important bank (“**G-SIB**”), such as Societe Generale, in an amount at least equal to (i) 16%, plus applicable buffers, of risk weight assets through January 1, 2022 and 18%, plus applicable buffers, thereafter and (ii) 6% of the Basel III leverage ratio denominator through January 1, 2022 and 6.75% thereafter (each of which could be extended by additional firm-specific requirements).

According to Regulation (EU) No 575/2013 of the European Parliament and of the Council of 26 June 2013 on prudential requirements for credit institutions and investment firms (the “**CRR**”), as amended by Regulation (EU) 2019/876 of the European Parliament and of the Council of 20 May 2019 amending the CRR as regards the leverage ratio, the net stable funding ratio, requirements for own funds and eligible liabilities, counterparty credit risk, market risk, exposures to central counterparties, exposures to collective investment undertakings, large exposures, reporting and disclosure requirements (the “**CRR II**”), EU G-SIBs, such as Societe Generale, will have to comply with TLAC requirements, on top of the MREL requirements, as from the entry into force of the CRR II. As such, G-SIBs, such as Societe Generale will have to comply at the same time with TLAC and MREL requirements.

Consequently, criteria for MREL-eligible liabilities will be closely aligned with those laid down in the CRR, as amended by the CRR II for the TLAC-eligible liabilities, but subject to the complementary adjustments and requirements introduced in the BRRD II. In particular, certain debt instruments with an embedded derivative component, such as certain structured notes, will be eligible, subject to certain conditions, to meet the MREL requirements to the extent that they have a fixed or increasing principal amount repayable at maturity that is known in advance while only an additional return is linked to that derivative component and depends on the performance of a reference asset.

The level of capital and eligible liabilities required under MREL will be set by the SRB for Societe Generale on an individual and/or consolidated basis based on certain criteria including systemic importance any may also be set for SG Issuer. Eligible liabilities may be senior or subordinated, provided, among other requirements, that they have a remaining maturity of at least one year and, if governed by non-EU law, they must be able to be written down or converted under that law (including through contractual provisions).

The scope of liabilities used to meet the MREL includes, in principle, all liabilities resulting from claims arising from ordinary unsecured creditors (non-subordinated liabilities) unless they do not meet specific eligibility criteria set out in the BRRD, as amended by the BRRD II. To enhance the resolvability of institutions and entities through an effective use of the bail-in tool, the SRB should be able to require that the MREL be met with own funds and other subordinated liabilities, in particular where there are clear indications that bailed-in creditors are likely to bear losses in resolution that would exceed the losses that they would incur under normal insolvency proceedings. Moreover the SRB should assess the need to require institutions and entities to meet the MREL with own funds and other subordinated liabilities where the amount of liabilities excluded from the application of the bail-in tool reaches a certain threshold within a class of

liabilities that includes MREL-eligible liabilities. Any subordination of debt instruments requested by the SRB for the MREL shall be without prejudice to the possibility to partly meet the TLAC requirements with non-subordinated debt instruments in accordance with the CRR, as amended by the CRR II, as permitted by the TLAC standard. Specific requirements apply to resolution groups with assets above EUR 100 billion (top-tier banks).

If the SRB finds that there could exist any obstacles to resolvability by the Issuer or the Guarantor and/or the Group, a higher MREL requirement could be imposed. Any failure by the Issuer or the Guarantor, as applicable, and/or the Group to comply with its MREL may have a material adverse effect on the Issuer's business, financial conditions and results of operations.

TERMS AND CONDITIONS OF THE CERTIFICATES

The following are the terms and conditions of the Certificates and should be read in conjunction with, and are qualified by reference to, the other information set out in this document and the Base Listing Document.

The Conditions are set out in the section headed “Terms and Conditions of the European Style Cash Settled Long/Short Certificates on Single Equities” in the Base Listing Document. For the purposes of the Conditions, the following terms shall have the following meanings:

Certificates:	3,400,000 European Style Cash Settled Long Certificates relating to the ordinary shares of WuXi Biologics (Cayman) Inc. (the “Underlying Stock”)
ISIN:	LU2267119530
Company:	WuXi Biologics (Cayman) Inc. (RIC: 2269.HK)
Underlying Price ³ and Source:	HK\$61.1 (Reuters)
Calculation Agent:	Société Générale
Strike Level:	Zero
Daily Leverage:	5x (within the Leverage Strategy as described below)
Notional Amount per Certificate:	SGD 1.20
Management Fee (p.a.) ⁴ :	0.40%
Gap Premium (p.a.) ⁵ :	6.90%, is a hedging cost against extreme market movements overnight.
Funding Cost ⁶ :	The annualised costs of funding, referencing a publicly published interbank offered rate plus spread.
Rebalancing Cost ⁶ :	The transaction costs (if applicable), computed as a function of leverage and daily performance of the Underlying Stock.
Launch Date:	10 February 2022
Closing Date:	16 February 2022
Expected Listing Date:	17 February 2022

³ These figures are calculated as at, and based on information available to the Issuer on or about 16 February 2022. The Issuer is not obliged, and undertakes no responsibility to any person, to update or inform any person of any changes to the figures after 16 February 2022.

⁴ Please note that the Management Fee is calculated on a 360-day basis and may be increased up to a maximum of 3% p.a. on giving one month's notice to investors. Any increase in the Management Fee will be announced on the SGXNET. Please refer to “Fees and Charges” below for further details of the fees and charges payable and the maximum of such fees as well as other ongoing expenses that may be borne by the Certificates.

⁵ Please note that the Gap Premium is calculated on a 360-day basis.

⁶ These costs are embedded within the Leverage Strategy.

Last Trading Date:	The date falling 5 Business Days immediately preceding the Expiry Date, currently being 8 February 2023
Expiry Date:	15 February 2023 (if the Expiry Date is not a Business Day, then the Expiry Date shall fall on the preceding Business Day and subject to adjustment of the Valuation Date upon the occurrence of Market Disruption Events as set out in the Conditions of the Certificates)
Board Lot:	100 Certificates
Valuation Date:	14 February 2023 or if such day is not an Exchange Business Day, the immediately preceding Exchange Business Day.
Exercise:	The Certificates may only be exercised on the Expiry Date or if the Expiry Date is not a Business Day, the immediately preceding Business Day, in a Board Lot or integral multiples thereof. Certificate Holders shall not be required to deliver an exercise notice. Exercise of Certificates shall be determined by whether the Cash Settlement Amount (less any Exercise Expenses) is positive. If the Cash Settlement Amount (less any Exercise Expenses) is positive, all Certificates shall be deemed to have been automatically exercised at 10:00 a.m. (Singapore time) on the Expiry Date or if the Expiry Date is not a Business Day, the immediately preceding Business Day. The Cash Settlement Amount less the Exercise Expenses in respect of the Certificates shall be paid in the manner set out in Condition 4(c) of the Conditions. In the event the Cash Settlement Amount (less any Exercise Expenses) is zero, all Certificates shall be deemed to have expired at 10:00 a.m. (Singapore time) on the Expiry Date or if the Expiry Date is not a Business Day, the immediately preceding Business Day, and Certificate Holders shall not be entitled to receive any payment from the Issuer in respect of the Certificates.
Cash Settlement Amount:	<p>In respect of each Certificate, shall be an amount payable in the Settlement Currency equal to:</p> <p>Closing Level multiplied by the Notional Amount per Certificate</p> <p>Please refer to the “Information relating to the European Style Cash Settled Long Certificates on Single Equities” section on pages 43 to 58 of this document for examples and illustrations of the calculation of the Cash Settlement Amount.</p>
Hedging Fee Factor:	<p>In respect of each Certificate, shall be an amount calculated as: Product (for t from 2 to Valuation Date) of $(1 - \text{Management Fee} \times (\text{ACT}(t-1;t) \div 360)) \times (1 - \text{Gap Premium}(t-1) \times (\text{ACT}(t-1;t) \div 360))$, where:</p> <p>“$t$” refers to “Observation Date” which means each Underlying Stock Business Day (subject to Market Disruption Event) from (and including) the Underlying Stock Business Day immediately preceding the Expected Listing Date to the Valuation Date; and</p>

ACT (t-1;t) means the number of calendar days between the Underlying Stock Business Day immediately preceding the Observation Date (which is “t-1”) (included) and the Observation Date (which is “t”) (excluded).

If the Issuer determines, in its sole discretion, that on any Observation Date a Market Disruption Event has occurred, then that Observation Date shall be postponed until the first succeeding Underlying Stock Business Day on which there is no Market Disruption Event, unless there is a Market Disruption Event on each of the five Underlying Stock Business Days immediately following the original date that, but for the Market Disruption Event, would have been an Observation Date. In that case, that fifth Underlying Stock Business Day shall be deemed to be the Observation Date notwithstanding the Market Disruption Event and the Issuer shall determine, its good faith estimate of the level of the Leverage Strategy and the value of the Certificate on that fifth Underlying Stock Business Day in accordance with the formula for and method of calculation last in effect prior to the occurrence of the first Market Disruption Event taking into account, inter alia, the exchange traded or quoted price of the Underlying Stock and the potential increased cost of hedging by the Issuer as a result of the occurrence of the Market Disruption Event.

An “**Underlying Stock Business Day**” is a day on which The Stock Exchange of Hong Kong Limited (the “**HKEX**”) is open for dealings in Hong Kong during its normal trading hours and banks are open for business in Hong Kong.

Please refer to the “Information relating to the European Style Cash Settled Long Certificates on Single Equities” section on pages 43 to 58 of this document for examples and illustrations of the calculation of the Hedging Fee Factor.

Closing Level: In respect of each Certificate, shall be an amount payable in the Settlement Currency equal to:

$$\left(\frac{\text{Final Reference Level} \times \text{Final Exchange Rate}}{\text{Initial Reference Level} \times \text{Initial Exchange Rate}} - \text{Strike Level} \right) \times \text{Hedging Fee Factor}$$

Initial Reference Level: 1,000

Final Reference Level: The closing level of the Leverage Strategy (as described below) on the Valuation Date

The calculation of the closing level of the Leverage Strategy is set out in the “Specific Definitions relating to the Leverage Strategy” section on pages 20 to 26 below.

Initial Exchange Rate³: 0.1722

Final Exchange Rate: The rate for the conversion of HKD to SGD as at 5:00pm (Singapore Time) on the Valuation Date as shown on Reuters, provided that if the Reuters service ceases to display such information, as determined by

the Issuer by reference to such source(s) as the Issuer may reasonably determine to be appropriate at such a time.

Air Bag Mechanism:

The “**Air Bag Mechanism**” refers to the mechanism built in the Leverage Strategy and which is designed to reduce the Leverage Strategy exposure to the Underlying Stock during extreme market conditions. If the Underlying Stock falls by 15% or more (“**Air Bag Trigger Price**”) during the trading day (which represents approximately 75% loss after a 5 times leverage), the Air Bag Mechanism is triggered and the Leverage Strategy is adjusted intra-day. The Air Bag Mechanism reduces the impact on the Leverage Strategy if the Underlying Stock falls further, but will also maintain a reduced exposure to the Underlying Stock in the event the Underlying Stock starts to rise after the Air Bag Mechanism is triggered, thereby reducing its ability to recoup losses.

Trading of Certificates is suspended for at least 30 minutes after the Air Bag is triggered.

The Leverage Strategy is floored at 0 and the Certificates cannot be valued below zero.

Please refer to the “Extraordinary Strategy Adjustment for Performance Reasons (“Air Bag Mechanism”)” section on pages 24 to 26 below and the “Description of Air Bag Mechanism” section on pages 49 to 51 of this document for further information of the Air Bag Mechanism.

Adjustments and Extraordinary Events:

The Issuer has the right to make adjustments to the terms of the Certificates if certain events, including any capitalisation issue, rights issue, extraordinary distributions, merger, delisting, insolvency (as more specifically set out in the terms and conditions of the Certificates) occur in respect of the Underlying Stock. For the avoidance of doubt, no notice will be given if the Issuer determines that adjustments will not be made.

Underlying Stock Currency:

Hong Kong Dollar (“**HKD**”)

Settlement Currency:

Singapore Dollar (“**SGD**”)

Exercise Expenses:

Certificate Holders will be required to pay all charges which are incurred in respect of the exercise of the Certificates.

Relevant Stock Exchange for the Certificates:

The Singapore Exchange Securities Trading Limited (the “**SGX-ST**”)

Relevant Stock Exchange for the Underlying Stock:

HKEX

Business Day and Exchange Business Day:

A “**Business Day**” is a day on which the SGX-ST is open for dealings in Singapore during its normal trading hours and banks are open for business in Singapore.

An “**Exchange Business Day**” is a day on which the SGX-ST and the HKEX are open for dealings in Singapore and Hong Kong respectively during its normal trading hours and banks are open for business in Singapore and Hong Kong.

Warrant Agent:	The Central Depository (Pte) Limited (“ CDP ”)
Clearing System:	CDP
Fees and Charges:	<p>Normal transaction and brokerage fees shall apply to the trading of the Certificates on the SGX-ST. Investors should note that they may be required to pay stamp taxes or other documentary charges in accordance with the laws and practices of the country where the Certificates are transferred. Investors who are in any doubt as to their tax position should consult their own independent tax advisers. In addition, investors should be aware that tax regulations and their application by the relevant taxation authorities change from time to time. Accordingly, it is not possible to predict the precise tax treatment which will apply at any given time.</p> <p>Investors holding position overnight would also be required to bear the Management Fee and Gap Premium, which are calculated daily and applied to the value of the Certificates, as well as certain costs embedded within the Leverage Strategy including the Funding Cost and Rebalancing Cost. The Management Fee may be increased up to a maximum of 3% p.a. on giving one month’s notice to investors in accordance with the terms and conditions of the Certificates. Any increase in the Management Fee will be announced on the SGXNET.</p>
Further Information:	Please refer to the website at dlc.socgen.com for more information on the theoretical closing price of the Certificates on the previous trading day, the closing price of the Underlying Stock on the previous trading day, the Air Bag Trigger Price for each trading day and the Management Fee and Gap Premium.

Specific Definitions relating to the Leverage Strategy

Description of the Leverage Strategy

The Leverage Strategy is designed to track a 5 times daily leveraged exposure to the Underlying Stock.

At the end of each trading day of the Underlying Stock, the exposure of the Leverage Strategy to the Underlying Stock is reset within the Leverage Strategy in order to retain a daily leverage of 5 times the performance of the Underlying Stock (excluding costs) regardless of the performance of the Underlying Stock on the preceding day. This mechanism is referred to as the Daily Reset.

The Leverage Strategy incorporates an air bag mechanism which is designed to reduce exposure to the Underlying Stock during extreme market conditions, as further described below.

Leverage Strategy Formula

LSL_t	<p>means, for any Observation Date(t), the Leverage Strategy Closing Level as of such day (t).</p> <p>Subject to the occurrence of an Intraday Restrike Event, the Leverage Strategy Closing Level as of such Observation Date(t) is calculated in accordance with the following formulae:</p> <p>On Observation Date(1):</p> $LSL_1 = 1000$ <p>On each subsequent Observation Date(t):</p> $LSL_t = \text{Max}[LSL_{t-1} \times (1 + LR_{t-1,t} - FC_{t-1,t} - RC_{t-1,t}), 0]$
LR_{t-1,t}	<p>means the Leveraged Return of the Underlying Stock between Observation Date(t-1) and Observation Date(t) closing prices, calculated as follows:</p> $LR_{t-1,t} = \text{Leverage} \times \left(\frac{S_t}{S_{t-1} \times Rfactor_t} - 1 \right)$
FC_{t-1,t}	<p>means, the Funding Cost between Observation Date(t-1) (included) and Observation Date(t) (excluded) calculated as follows:</p> $FC_{t-1,t} = (\text{Leverage} - 1) \times \frac{\text{Rate}_{t-1} \times \text{ACT}(t-1, t)}{\text{DayCountBasisRate}}$
RC_{t-1,t}	<p>means the Rebalancing Cost of the Leverage Strategy on Observation Date (t), calculated as follows :</p> $RC_{t-1,t} = \text{Leverage} \times (\text{Leverage} - 1) \times \left(\left \frac{S_t}{S_{t-1} \times Rfactor_t} - 1 \right \right) \times TC$
TC	<p>means the Transaction Costs applicable (including Stamp Duty and any other applicable taxes, levies and costs which may be levied on the stock transactions on the Relevant Stock Exchange for the Underlying Stock by the applicable regulatory authorities from time to time) that are currently equal to:</p> <p>0.13%</p> <p>“Stamp Duty” refers to the applicable rate of stamp duty on the stock transactions in the jurisdiction of the Relevant Stock Exchange for the Underlying Stock, which may be changed by the applicable regulatory authorities from time to time.</p>
Leverage	5
S_t	<p>means, in respect of each Observation Date(t), the Closing Price of the Underlying Stock as of such Observation Date(t), subject to the adjustments and provisions of the Conditions.</p>
Rate_t	<p>means, in respect of each Observation Date(t), a rate calculated as of such day in accordance with the following formula:</p>

$$\text{Rate}_t = \text{CashRate}_t + \% \text{SpreadLevel}_t$$

Rfactor_t means, in the event Observation Date (t) is an ex-dividend date of the Underlying Stock, an amount determined by the Calculation Agent, subject to the adjustments and provisions of the Conditions, according to the following formula:

$$Rfactor_t = 1 - \frac{Div_t}{S_{t-1}}$$

where

Div_t is the dividend to be paid out in respect of the Underlying Stock and the relevant ex-dividend date which shall be considered net of any applicable withholding taxes.

CashRate_t means, in respect of each Observation Date(t), the Overnight HKD Hong Kong Interbank Offered Rate (HIBOR) Fixing, as published on Reuters RIC H1HKDOND= or any successor page, being the rate as of day (t), provided that if any of such rate is not available, then that rate shall be determined by reference to the latest available rate that was published on the relevant Reuters page. Upon the occurrence or likely occurrence, as determined by the Calculation Agent, of modification, the permanent or indefinite cancellation or cessation in the provision of HIBOR, or a regulator or other official sector entity prohibits the use of HIBOR, the Calculation Agent may make adjustments as it may determine appropriate to account for the relevant event or circumstance, including but not limited to using any alternative rates from such date, with or without retroactive effect as the Calculation Agent may in its sole and absolute discretion determine.

%SpreadLevel_t means, in respect of each Observation Date(t), a rate which shall be determined with respect to such Valuation Date(t) by the Calculation Agent as the difference between (1) the 12-month HKD Hong Kong Interbank Offered Rate (HIBOR) Fixing, as published on Reuters RIC H1HKD1YD= and (2) Overnight HKD Hong Kong Interbank Offered Rate (HIBOR) Fixing, as published on Reuters RIC H1HKDOND= or any successor page, each being the rate as of day (t), provided that if any of such rates is not available, then that rate shall be determined by reference to the latest available rate that was published on the relevant Reuters page. Upon the occurrence or likely occurrence, as determined by the Calculation Agent, of modification, the permanent or indefinite cancellation or cessation in the provision of HIBOR, or a regulator or other official sector entity prohibits the use of HIBOR, the Calculation Agent may make adjustments as it may determine appropriate to account for the relevant event or circumstance, including but not limited to using any alternative rates from such date, with or without retroactive effect as the Calculation Agent may in its sole and absolute discretion determine.

Provided that if such difference is negative, **%SpreadLevel_t** should be 0%.

ACT(t-1,t) ACT (t-1;t) means the number of calendar days between the Underlying Stock Business Day immediately preceding the Observation Date (which is "t-1") (included) and the Observation Date (which is "t") (excluded).

Benchmark Fallback	upon the occurrence or likely occurrence, as determined by the Calculation Agent, of a Reference Rate Event, the Calculation Agent may make adjustments as it may determine appropriate to account for the relevant event or circumstance, including but not limited to using any alternative rates from such date, with or without retroactive effect as the Calculation Agent may in its sole and absolute discretion determine.
Reference Rate Event	<p>means, in respect of the Reference Rate any of the following has occurred or will occur:</p> <ul style="list-style-type: none">(i) a Reference Rate Cessation;(ii) an Administrator/Benchmark Event; or(iii) a Reference Rate is, with respect to over-the-counter derivatives transactions which reference such Reference Rate, the subject of any market-wide development formally agreed upon by the International Swaps and Derivative Association (ISDA) or the Asia Securities Industry & Financial Markets Association (ASIFMA), pursuant to which such Reference Rate is, on a specified date, replaced with a risk-free rate (or near risk-free rate) established in order to comply with the recommendations in the Financial Stability Board's paper titled "Reforming Major Interest Rate Benchmarks" dated 22 July 2014.
Reference Rate Cessation	<p>means, for a Reference Rate, the occurrence of one or more of the following events:</p> <ul style="list-style-type: none">(i) a public statement or publication of information by or on behalf of the administrator of the Reference Rate announcing that it has ceased or will cease to provide the Reference Rate permanently or indefinitely, provided that, at the time of the statement or publication, there is no successor administrator that will continue to provide the Reference Rate;(ii) a public statement or publication of information by the regulatory supervisor for the administrator of the Reference Rate, the central bank for the currency of the Reference Rate, an insolvency official with jurisdiction over the administrator for the Reference Rate, a resolution authority with jurisdiction over the administrator for the Reference Rate or a court or an entity with similar insolvency or resolution authority over the administrator for the Reference Rate, which states that the administrator of the Reference Rate has ceased or will cease to provide the Reference Rate permanently or indefinitely, provided that, at the time of the statement or publication, there is no successor administrator that will continue to provide the Reference Rate; or(iii) in respect of a Reference Rate, a public statement or publication of information by the regulatory supervisor for the administrator of such Reference Rate announcing that (a) the regulatory supervisor has determined that such Reference Rate is no longer, or as of a specified future date will no longer be, representative of the underlying market and economic reality that such Reference Rate is intended to measure and that representativeness will not be restored and (b) it is being made in the awareness that the statement or publication will engage certain contractual triggers for fallbacks activated by pre-cessation announcements by such supervisor (howsoever described) in contracts;

Administrator/ Benchmark Event	means, for a Reference Rate, any authorisation, registration, recognition, endorsement, equivalence decision, approval or inclusion in any official register in respect of the Reference Rate or the administrator or sponsor of the Benchmark has not been, or will not be, obtained or has been, or will be, rejected, refused, suspended or withdrawn by the relevant competent authority or other relevant official body, in each case with the effect that either the Issuer, the Calculation Agent or any other entity is not, or will not be, permitted under any applicable law or regulation to use the Reference Rate to perform its or their respective obligations under the Certificates.
Reference Rate(s)	means the rate(s) used in the Leverage Strategy Formula, for example SORA, SOFR and US Federal Funds Effective Rate.

Extraordinary Strategy Adjustment for Performance Reasons (“Air Bag Mechanism”)

Extraordinary Strategy Adjustment for Performance Reasons	If the Calculation Agent determines that an Intraday Restrike Event has occurred during an Observation Date(t) (the Intraday Restrike Date , noted hereafter IRD), an adjustment (an Extraordinary Strategy Adjustment for Performance Reasons) shall take place during such Observation Date(t) in accordance with the following provisions.
--	--

(1) Provided the last Intraday Restrike Observation Period as of such Intraday Restrike Date does not end on the TimeReferenceClosing, the Leverage Strategy Closing Level on the Intraday Restrike Date (LSL_{IRD}) should be computed as follows :

$$LSL_{IRD} = \text{Max}[ILSL_{IR(n)} \times (1 + ILR_{IR(n),IR(C)} - IRC_{IR(n),IR(C)}), 0]$$

(2) If the last Intraday Restrike Event Observation Period on the relevant Intraday Restrike Date ends on the TimeReferenceClosing:

$$LSL_{IRD} = \text{Max}[ILSL_{IR(n)}, 0]$$

$ILSL_{IR(k)}$	means, in respect of $IR(k)$, the Intraday Leverage Strategy Level in accordance with the following provisions :
----------------------------------	---

(1) for $k = 1$:

$$ILSL_{IR(1)} = \text{Max}[LSL_{IRD-1} \times (1 + ILR_{IR(0),IR(1)} - FC_{IRD-1,IRD} - IRC_{IR(0),IR(1)}), 0]$$

(2) for $k > 1$:

$$ILSL_{IR(k)} = \text{Max}[ILSL_{IR(k-1)} \times (1 + ILR_{IR(k-1),IR(k)} - IRC_{IR(k-1),IR(k)}), 0]$$

$ILR_{IR(k-1),IR(k)}$	means the Intraday Leveraged Return between $IR(k-1)$ and $IR(k)$, calculated as follows :
---	---

$$ILR_{IR(k-1),IR(k)} = \text{Leverage} \times \left(\frac{IS_{IR(k)}}{IS_{IR(k-1)}} - 1 \right)$$

$IRC_{IR(k-1),IR(k)}$	means the Intraday Rebalancing Cost of the Leverage Strategy in respect of $IR(k)$ on a given Intraday Restrike Date, calculated as follows :
---	---

$$IRC_{IR(k-1),IR(k)} = \text{Leverage} \times (\text{Leverage} - 1) \times \left(\left| \frac{IS_{IR(k)}}{IS_{IR(k-1)}} - 1 \right| \right) \times TC$$

IS_{IR(k)}	<p>means the Underlying Stock Price in respect of IR(k) computed as follows:</p> <p>(1) for k=0</p> $IS_{IR(0)} = S_{IRD-1} \times Rfactor_{IRD}$ <p>(2) for k=1 to n</p> <p>means in respect of IR(k), the lowest price of the Underlying Stock during the respective Intraday Restrike Observation Period</p> <p>(3) with respect to IR(C)</p> $IS_{IR(C)} = S_{IRD}$ <p>In each case, subject to the adjustments and provisions of the Conditions.</p>
IR(k)	<p>For k=0, means the scheduled close for the Relevant Stock Exchange for the Underlying Stock (or any successor thereto) on the Observation Date immediately preceding the relevant Intraday Restrike Date;</p> <p>For k=1 to n, means the kth Intraday Restrike Event on the relevant Intraday Restrike Date.</p>
IR(C)	means the scheduled close for the Relevant Stock Exchange for the Underlying Stock (or any successor thereto) on the relevant Intraday Restrike Date.
n	means the number of Intraday Restrike Events that occurred on the relevant Intraday Restrike Date.
Intraday Restrike Event	<p>means in respect of an Observation Date(t):</p> <p>(1) provided no Intraday Restrike Event has previously occurred on such Observation Date (t), the decrease at any Calculation Time of the Underlying Stock price by 15% or more compared with the relevant Underlying Stock Price IS_{IR(0)} as of such Calculation Time.</p> <p>(2) if k Intraday Restrike Events have occurred on the relevant Intraday Restrike Date, the decrease at any Calculation Time of the Underlying Stock price by 15% or more compared with the relevant Underlying Stock Price IS_{IR(k)} as of such Calculation Time.</p>
Calculation Time	means any time between the TimeReferenceOpening and the TimeReferenceClosing, provided that the relevant data is available to enable the Calculation Agent to determine the Leverage Strategy Level.
TimeReferenceOpening	means the scheduled opening time for the Relevant Stock Exchange for the Underlying Stock (or any successor thereto).
TimeReferenceClosing	means the scheduled closing time for the Relevant Stock Exchange for the Underlying Stock (or any successor thereto).
Intraday Restrike Event	means in respect of an Intraday Restrike Event, the period starting on and

Observation Period excluding the Intraday Restrike Event Time and finishing on and including the sooner between (1) the time falling 15 minutes after the Intraday Restrike Event Time and (2) the TimeReferenceClosing.

Where, during such period, the Calculation Agent determines that (1) the trading in the Underlying Stock is disrupted or subject to suspension or limitation or (2) the Relevant Stock Exchange for the Underlying Stock is not open for continuous trading, the Intraday Restrike Event Observation Period will be extended to the extent necessary until (1) the trading in the Underlying Stock is no longer disrupted, suspended or limited and (2) the Relevant Stock Exchange for the Underlying Stock is open for continuous trading.

Intraday Restrike Event Time means in respect of an Intraday Restrike Event, the Calculation Time on which such event occurs.

The Conditions set out in the section headed “Terms and Conditions of the European Style Cash Settled Long/Short Certificates on Single Equities” in the Base Listing Document are set out below. This section is qualified in its entirety by reference to the detailed information appearing elsewhere in this document which shall, to the extent so specified or to the extent inconsistent with the relevant Conditions set out below, replace or modify the relevant Conditions for the purpose of the Certificates.

TERMS AND CONDITIONS OF

THE EUROPEAN STYLE CASH SETTLED LONG/SHORT CERTIFICATES ON SINGLE EQUITIES

1. Form, Status and Guarantee, Transfer and Title

- (a) *Form.* The Certificates (which expression shall, unless the context otherwise requires, include any further certificates issued pursuant to Condition 11) are issued subject to and with the benefit of:-
- (i) a master instrument by way of deed poll (the “**Master Instrument**”) dated 18 June 2021, made by SG Issuer (the “**Issuer**”) and Société Générale (the “**Guarantor**”); and
 - (ii) a warrant agent agreement (the “**Master Warrant Agent Agreement**” or “**Warrant Agent Agreement**”) dated any time before or on the Closing Date, made between the Issuer and the Warrant Agent for the Certificates.

Copies of the Master Instrument and the Master Warrant Agent Agreement or Warrant Agent Agreement are available for inspection at the specified office of the Warrant Agent.

The holders of the Certificates (the “**Certificate Holders**”) are entitled to the benefit of, are bound by and are deemed to have notice of all the provisions of the Master Instrument and the Master Warrant Agent Agreement or Warrant Agent Agreement.

- (b) *Status and Guarantee.* The Certificates constitute direct, general and unsecured obligations of the Issuer and rank, and will rank, equally among themselves and *pari passu* with all other present and future unsecured and unsubordinated obligations of the Issuer (save for statutorily preferred exceptions). The Certificates provide for cash settlement on exercise. The Certificates do not entitle Certificate Holders to the delivery of any Underlying Stock, are not secured by the Underlying Stock and do not entitle Certificate Holders to any interest in any Underlying Stock.

The due and punctual payment of any amounts due by the Issuer in respect of the Certificates issued by the Issuer is unconditionally and irrevocably guaranteed by the Guarantor as provided in the Guarantee (each such amount payable under the Guarantee, a “**Guarantee Obligation**”).

The Guarantee Obligations will constitute direct, unconditional, unsecured and unsubordinated obligations of the Guarantor ranking as senior preferred obligations as provided for in Article L. 613-30-3 I 3° of the French Code *Monétaire et Financier* (the “**Code**”).

Such Guarantee Obligations rank and will rank equally and rateably without any preference or priority among themselves and:

- (i) *pari passu* with all other direct, unconditional, unsecured and unsubordinated

obligations of the Guarantor outstanding as of the date of the entry into force of the law no. 2016-1691 (the “**Law**”) on 11 December 2016;

- (ii) *pari passu* with all other present or future direct, unconditional, unsecured and senior preferred obligations (as provided for in Article L. 613-30-3 I 3° of the Code) of the Guarantor issued after the date of the entry into force of the Law on 11 December 2016;
- (iii) junior to all present or future claims of the Guarantor benefiting from the statutorily preferred exceptions; and
- (iv) senior to all present and future senior non-preferred obligations (as provided for in Article L.613-30-3 I 4° of the Code) of the Guarantor.

In the event of the failure of the Issuer to promptly perform its obligations to any Certificate Holder under the terms of the Certificates, such Certificate Holder may, but is not obliged to, give written notice to the Guarantor at Société Générale, Tour Société Générale, 75886 Paris Cedex 18, France marked for the attention of SEGL/JUR/OMF - Market Transactions & Financing.

- (c) **Transfer.** The Certificates are represented by a global warrant certificate (“**Global Warrant**”) which will be deposited with The Central Depository (Pte) Limited (“**CDP**”). Certificates in definitive form will not be issued. Transfers of Certificates may be effected only in Board Lots or integral multiples thereof. All transactions in (including transfers of) Certificates, in the open market or otherwise, must be effected through a securities account with CDP. Title will pass upon registration of the transfer in the records maintained by CDP.
- (d) **Title.** Each person who is for the time being shown in the records maintained by CDP as entitled to a particular number of Certificates shall be treated by the Issuer, the Guarantor and the Warrant Agent as the holder and absolute owner of such number of Certificates, notwithstanding any notice to the contrary. The expression “**Certificate Holder**” shall be construed accordingly.
- (e) **Bail-In.** By the acquisition of Certificates, each Certificate Holder (which, for the purposes of this Condition, includes any current or future holder of a beneficial interest in the Certificates) acknowledges, accepts, consents and agrees:
 - (i) to be bound by the effect of the exercise of the Bail-In Power (as defined below) by the Relevant Resolution Authority (as defined below) on the Issuer’s liabilities under the Certificates, which may include and result in any of the following, or some combination thereof:
 - (A) the reduction of all, or a portion, of the Amounts Due (as defined below), on a permanent basis;
 - (B) the conversion of all, or a portion, of the Amounts Due into shares, other securities or other obligations of the Issuer or the Guarantor or another person (and the issue to the Certificate Holder of such shares, securities or obligations), including by means of an amendment, modification or variation of the Conditions of the Certificates, in which case the Certificate Holder agrees to accept in lieu of its rights under the Certificates any such shares, other securities or other obligations of the Issuer or the Guarantor or another person;

- (C) the cancellation of the Certificates; and/or
- (D) the amendment or alteration of the expiration of the Certificates or amendment of the amounts payable on the Certificates, or the date on which the amounts become payable, including by suspending payment for a temporary period; and

that terms of the Certificates are subject to, and may be varied, if necessary, to give effect to the exercise of the Bail-In Power by the Relevant Resolution Authority or the regulator,

(the “**Statutory Bail-In**”);

- (ii) if the Relevant Resolution Authority exercises its Bail-In Power on liabilities of the Guarantor, pursuant to Article L.613-30-3-I-3 of the French Monetary and Financial Code (the “**M&F Code**”):

- (A) ranking:
 - (1) junior to liabilities of the Guarantor benefitting from statutorily preferred exceptions pursuant to Article L.613-30-3-I 1° and 2 of the M&F Code;
 - (2) *pari passu* with liabilities of the Guarantor as defined in Article L.613-30-3-I-3 of the M&F Code; and
 - (3) senior to liabilities of the Guarantor as defined in Article L.613-30-3-I-4 of the M&F Code; and
- (B) which are not *titres non structurés* as defined under Article R.613-28 of the M&F Code, and
- (C) which are not or are no longer eligible to be taken into account for the purposes of the MREL (as defined below) ratio of the Guarantor

and such exercise of the Bail-In Power results in the write-down or cancellation of all, or a portion of, the principal amount of, or the outstanding amount payable in respect of, and/or interest on, such liabilities, and/or the conversion of all, or a portion, of the principal amount of, or the outstanding amount payable in respect of, or interest on, such liabilities into shares or other securities or other obligations of the Guarantor or another person, including by means of variation to their terms and conditions in order to give effect to such exercise of Bail-In Power, then the Issuer’s obligations under the Certificates will be limited to (i) payment of the amount as reduced or cancelled that would be recoverable by the Certificate Holders and/or (ii) the delivery or the payment of value of the shares or other securities or other obligations of the Guarantor or another person that would be paid or delivered to the Certificate Holders as if, in either case, the Certificates had been directly issued by the Guarantor itself, and as if any Amount Due under the Certificates had accordingly been directly subject to the exercise of the Bail-In Power (the “**Contractual Bail-in**”).

No repayment or payment of the Amounts Due will become due and payable or be paid after the exercise of the Statutory Bail-In with respect to the Issuer or the Guarantor unless, at the time such repayment or payment, respectively, is scheduled to become due, such repayment or payment would be permitted to be made by the Issuer or the Guarantor under the applicable laws and regulations in effect in France or Luxembourg

and the European Union applicable to the Issuer or the Guarantor or other members of its group.

No repayment or payment of the Amounts Due will become due and payable or be paid under the Certificates issued by SG Issuer after implementation of the Contractual Bail-in.

Upon the exercise of the Statutory Bail-in or upon implementation of the Contractual Bail-in with respect to the Certificates, the Issuer or the Guarantor will provide a written notice to the Certificate Holders in accordance with Condition 9 as soon as practicable regarding such exercise of the Statutory Bail-in or implementation of the Contractual Bail-in. Any delay or failure by the Issuer or the Guarantor to give notice shall not affect the validity and enforceability of the Statutory Bail-in or Contractual Bail-in nor the effects on the Certificates described above.

Neither a cancellation of the Certificates, a reduction, in part or in full, of the Amounts Due, the conversion thereof into another security or obligation of the Issuer or the Guarantor or another person, as a result of the exercise of the Statutory Bail-in or the implementation of the Contractual Bail-in with respect to the Certificates will be an event of default or otherwise constitute non-performance of a contractual obligation, or entitle the Certificate Holder to any remedies (including equitable remedies) which are hereby expressly waived.

The matters set forth in this Condition shall be exhaustive on the foregoing matters to the exclusion of any other agreements, arrangements or understandings between the Issuer, the Guarantor and each Certificate Holder. No expenses necessary for the procedures under this Condition, including, but not limited to, those incurred by the Issuer and the Guarantor, shall be borne by any Certificate Holder.

For the purposes of this Condition:

“Amounts Due” means any amounts due by the Issuer under the Certificates.

“Bail-In Power” means any statutory cancellation, write-down and/or conversion power existing from time to time under any laws, regulations, rules or requirements relating to the resolution of banks, banking group companies, credit institutions and/or investment firms, including but not limited to any such laws, regulations, rules or requirements that are implemented, adopted or enacted within the context of a European Union directive or regulation of the European Parliament and of the Council establishing a framework for the recovery and resolution of credit institutions and investment firms, or any other applicable laws or regulations, as amended, or otherwise, pursuant to which obligations of a bank, banking group company, credit institution or investment firm or any of its affiliates can be reduced, cancelled and/or converted into shares or other securities or obligations of the obligor or any other person.

“MREL” means the Minimum Requirement for own funds and Eligible Liabilities as defined in Directive 2014/59/EU of the European Parliament and of the Council of 15 May 2014 establishing a framework for the recovery and resolution of credit institutions and investment firms (as amended from time to time).

“Relevant Resolution Authority” means any authority with the ability to exercise the Bail-in Power on Societe Generale or SG Issuer as the case may be.

2. Certificate Rights and Exercise Expenses

- (a) *Certificate Rights.* Every Certificate entitles each Certificate Holder, upon due exercise and on compliance with Condition 4, to payment by the Issuer of the Cash Settlement Amount (as defined below) (if any) in the manner set out in Condition 4.

The “**Cash Settlement Amount**”, in respect of each Certificate, shall be an amount payable in the Settlement Currency equal to the Closing Level multiplied by the Notional Amount per Certificate.

The “**Closing Level**”, in respect of each Certificate, shall be an amount payable in the Settlement Currency equal to:

$$\left(\frac{\text{Final Reference Level} \times \text{Final Exchange Rate}}{\text{Initial Reference Level} \times \text{Initial Exchange Rate}} - \text{Strike Level} \right) \times \text{Hedging Fee Factor}$$

If the Issuer determines, in its sole discretion, that on the Valuation Date or any Observation Date a Market Disruption Event has occurred, then that Valuation Date or Observation Date shall be postponed until the first succeeding Exchange Business Day or Underlying Stock Business Day, as the case may be, on which there is no Market Disruption Event, unless there is a Market Disruption Event on each of the five Exchange Business Days or Underlying Stock Business Days, as the case may be, immediately following the original date that, but for the Market Disruption Event, would have been a Valuation Date or an Observation Date. In that case:-

- (i) that fifth Exchange Business Day or Underlying Stock Business Day, as the case may be, shall be deemed to be the Valuation Date or the Observation Date notwithstanding the Market Disruption Event; and
- (ii) the Issuer shall determine the Final Reference Level or the relevant closing level on the basis of its good faith estimate of the Final Reference Level or the relevant closing level that would have prevailed on that fifth Exchange Business Day or Underlying Stock Business Day, as the case may be, but for the Market Disruption Event.

“**Market Disruption Event**” means the occurrence or existence of (i) any suspension of trading on the Relevant Stock Exchange of the Underlying Stock requested by the Company if that suspension is, in the determination of the Issuer, material, (ii) any suspension of or limitation imposed on trading (including but not limited to unforeseen circumstances such as by reason of movements in price exceeding limits permitted by the Relevant Stock Exchange or any act of God, war, riot, public disorder, explosion, terrorism or otherwise) on the Relevant Stock Exchange in the Underlying Stock if that suspension or limitation is, in the determination of the Issuer, material, or (iii) the closing of the Relevant Stock Exchange or a disruption to trading on the Relevant Stock Exchange if that disruption is, in the determination of the Issuer, material as a result of the occurrence of any act of God, war, riot, public disorder, explosion or terrorism.

- (b) *Exercise Expenses.* Certificate Holders will be required to pay all charges which are incurred in respect of the exercise of the Certificates (the “**Exercise Expenses**”). An amount equivalent to the Exercise Expenses will be deducted by the Issuer from the Cash Settlement Amount in accordance with Condition 4. Notwithstanding the foregoing, the Certificate Holders shall account to the Issuer on demand for any Exercise Expenses to the extent that they were not or could not be deducted from the Cash Settlement Amount prior to the date of payment of the Cash Settlement Amount

to the Certificate Holders in accordance with Condition 4.

- (c) **No Rights.** The purchase of Certificates does not confer on the Certificate Holders any right (whether in respect of voting, dividend or other distributions in respect of the Underlying Stock or otherwise) which the holder of an Underlying Stock may have.

3. **Expiry Date**

Unless automatically exercised in accordance with Condition 4(b), the Certificates shall be deemed to expire at 10:00 a.m. (Singapore time) on the Expiry Date or if the Expiry Date is not a Business Day (as defined below), the immediately preceding Business Day.

4. **Exercise of Certificates**

- (a) **Exercise.** Certificates may only be exercised on the Expiry Date or if the Expiry Date is not a Business Day, the immediately preceding Business Day, in accordance with Condition 4(b).
- (b) **Automatic Exercise.** Certificate Holders shall not be required to deliver an exercise notice. Exercise of Certificates shall be determined by whether the Cash Settlement Amount (less any Exercise Expenses) is positive. If the Cash Settlement Amount (less any Exercise Expenses) is positive, all Certificates shall be deemed to have been automatically exercised at 10:00 a.m. (Singapore time) on the Expiry Date or if the Expiry Date is not a Business Day, the immediately preceding Business Day. The Cash Settlement Amount less the Exercise Expenses in respect of the Certificates shall be paid in the manner set out in Condition 4(c) below. In the event the Cash Settlement Amount (less any Exercise Expenses) is zero, all Certificates shall be deemed to have expired at 10:00 a.m. (Singapore time) on the Expiry Date or if the Expiry Date is not a Business Day, the immediately preceding Business Day, and Certificate Holders shall not be entitled to receive any payment from the Issuer in respect of the Certificates.
- (c) **Settlement.** In respect of Certificates which are automatically exercised in accordance with Condition 4(b), the Issuer will pay to the relevant Certificate Holder the Cash Settlement Amount (if any) in the Settlement Currency. The aggregate Cash Settlement Amount (less any Exercise Expenses) shall be despatched as soon as practicable and no later than five Business Days following the Expiry Date by way of crossed cheque or other payment in immediately available funds drawn in favour of the Certificate Holder only (or, in the case of joint Certificate Holders, the first-named Certificate Holder) appearing in the records maintained by CDP. Any payment made pursuant to this Condition 4(c) shall be delivered at the risk and expense of the Certificate Holder and posted to the Certificate Holder's address appearing in the records maintained by CDP (or, in the case of joint Certificate Holders, to the address of the first-named Certificate Holder appearing in the records maintained by CDP). If the Cash Settlement Amount is equal to or less than the determined Exercise Expenses, no amount is payable.
- (d) **CDP not liable.** CDP shall not be liable to any Certificate Holder with respect to any action taken or omitted to be taken by the Issuer or the Warrant Agent in connection with the exercise of the Certificates or otherwise pursuant to or in connection with these Conditions.
- (e) **Business Day.** In these Conditions, a "**Business Day**" shall be a day on which the SGX-ST is open for dealings in Singapore during its normal trading hours and banks are open for business in Singapore.

5. Warrant Agent

- (a) *Warrant Agent.* The Issuer reserves the right, subject to the appointment of a successor, at any time to vary or terminate the appointment of the Warrant Agent and to appoint another Warrant Agent provided that it will at all times maintain a Warrant Agent which, so long as the Certificates are listed on the SGX-ST, shall be in Singapore. Notice of any such termination or appointment and of any change in the specified office of the Warrant Agent will be given to the Certificate Holders in accordance with Condition 9.
- (b) *Agent of Issuer.* The Warrant Agent will be acting as agent of the Issuer and will not assume any obligation or duty to or any relationship of agency or trust for the Certificate Holders. All determinations and calculations by the Warrant Agent under these Conditions shall (save in the case of manifest error) be final and binding on the Issuer and the Certificate Holders.

6. Adjustments

- (a) *Potential Adjustment Event.* Following the declaration by a Company of the terms of any Potential Adjustment Event (as defined below), the Issuer will determine whether such Potential Adjustment Event has a dilutive or concentrative or other effect on the theoretical value of the Underlying Stock and, if so, will (i) make the corresponding adjustment, if any, to any one or more of the Conditions as the Issuer determines appropriate to account for that dilutive or concentrative or other effect, and (ii) determine the effective date of that adjustment. The Issuer may, but need not, determine the appropriate adjustment by reference to the adjustment in respect of such Potential Adjustment Event made by an exchange on which options or futures contracts on the Underlying Stock are traded.
- (b) *Definitions.* **"Potential Adjustment Event"** means any of the following:
 - (i) a subdivision, consolidation, reclassification or other restructuring of the Underlying Stock (excluding a Merger Event) or a free distribution or dividend of any such Underlying Stock to existing holders by way of bonus, capitalisation or similar issue;
 - (ii) a distribution or dividend to existing holders of the Underlying Stock of (1) such Underlying Stock, or (2) other share capital or securities granting the right to payment of dividends and/or the proceeds of liquidation of the Company equally or proportionately with such payments to holders of such Underlying Stock, or (3) share capital or other securities of another issuer acquired by the Company as a result of a "spin-off" or other similar transaction, or (4) any other type of securities, rights or warrants or other assets, in any case for payment (in cash or otherwise) at less than the prevailing market price as determined by the Issuer;
 - (iii) an extraordinary dividend;
 - (iv) a call by the Company in respect of the Underlying Stock that is not fully paid;
 - (v) a repurchase by the Company of the Underlying Stock whether out of profits or capital and whether the consideration for such repurchase is cash, securities or otherwise;
 - (vi) with respect to a Company an event that results in any shareholder rights

pursuant to a shareholder rights agreement or other plan or arrangement of the type commonly referred to as a “poison pill” being distributed, or becoming separated from shares of common stock or other shares of the capital stock of such Company (provided that any adjustment effected as a result of such an event shall be readjusted upon any redemption of such rights); or

- (vii) any other event that may have, in the opinion of the Issuer, a dilutive or concentrative or other effect on the theoretical value of the Underlying Stock.
- (c) *Merger Event, Tender Offer, Nationalisation and Insolvency.* If a Merger Event, Tender Offer, Nationalisation or Insolvency occurs in relation to the Underlying Stock, the Issuer may take any action described below:
- (i) determine the appropriate adjustment, if any, to be made to any one or more of the Conditions to account for the Merger Event, Tender Offer, Nationalisation or Insolvency, as the case may be, and determine the effective date of that adjustment. The Issuer may, but need not, determine the appropriate adjustment by reference to the adjustment in respect of the Merger Event, Tender Offer, Nationalisation or Insolvency made by an options exchange to options on the Underlying Stock traded on that options exchange;
 - (ii) cancel the Certificates by giving notice to the Certificate Holders in accordance with Condition 9. If the Certificates are so cancelled, the Issuer will pay an amount to each Certificate Holder in respect of each Certificate held by such Certificate Holder which amount shall be the fair market value of a Certificate taking into account the Merger Event, Tender Offer, Nationalisation or Insolvency, as the case may be, less the cost to the Issuer and/or any of its affiliates of unwinding any underlying related hedging arrangements, all as determined by the Issuer in its reasonable discretion. Payment will be made in such manner as shall be notified to the Certificate Holders in accordance with Condition 9; or
 - (iii) following any adjustment to the settlement terms of options on the Underlying Stock on such exchange(s) or trading system(s) or quotation system(s) as the Issuer in its reasonable discretion shall select (the “**Option Reference Source**”) make a corresponding adjustment to any one or more of the Conditions, which adjustment will be effective as of the date determined by the Issuer to be the effective date of the corresponding adjustment made by the Option Reference Source. If options on the Underlying Stock are not traded on the Option Reference Source, the Issuer will make such adjustment, if any, to any one or more of the Conditions as the Issuer determines appropriate, with reference to the rules and precedents (if any) set by the Option Reference Source, to account for the Merger Event, Tender Offer, Nationalisation or Insolvency, as the case may be, that in the determination of the Issuer would have given rise to an adjustment by the Option Reference Source if such options were so traded.

Once the Issuer determines that its proposed course of action in connection with a Merger Event, Tender Offer, Nationalisation or Insolvency, it shall give notice to the Certificate Holders in accordance with Condition 9 stating the occurrence of the Merger Event, Tender Offer, Nationalisation or Insolvency, as the case may be, giving details thereof and the action proposed to be taken in relation thereto. Certificate Holders should be aware that due to the nature of such events, the Issuer will not make an

immediate determination of its proposed course of action or adjustment upon the announcement or occurrence of a Merger Event, Tender Offer, Nationalisation or Insolvency.

- (d) *Definitions.* “**Insolvency**” means that by reason of the voluntary or involuntary liquidation, bankruptcy, insolvency, dissolution or winding-up of or any analogous proceeding affecting a Company (i) all the Underlying Stock of that Company is required to be transferred to a trustee, liquidator or other similar official or (ii) holders of the Underlying Stock of that Company become legally prohibited from transferring them. “**Merger Date**” means the closing date of a Merger Event or, where a closing date cannot be determined under the local law applicable to such Merger Event, such other date as determined by the Issuer. “**Merger Event**” means, in respect of the Underlying Stock, any (i) reclassification or change of such Underlying Stock that results in a transfer of or an irrevocable commitment to transfer all of such Underlying Stock outstanding to another entity or person, (ii) consolidation, amalgamation, merger or binding share exchange of a Company with or into another entity or person (other than a consolidation, amalgamation, merger or binding share exchange in which such Company is the continuing entity and which does not result in reclassification or change of all of such Underlying Stock outstanding), (iii) takeover offer, exchange offer, solicitation, proposal or other event by any entity or person to purchase or otherwise obtain 100 per cent. of the outstanding Underlying Stock of the Company that results in a transfer of or an irrevocable commitment to transfer all such Underlying Stock (other than such Underlying Stock owned or controlled by such other entity or person), or (iv) consolidation, amalgamation, merger or binding share exchange of the Company or its subsidiaries with or into another entity in which the Company is the continuing entity and which does not result in a reclassification or change of all such Underlying Stock outstanding but results in the outstanding Underlying Stock (other than Underlying Stock owned or controlled by such other entity) immediately prior to such event collectively representing less than 50 per cent. of the outstanding Underlying Stock immediately following such event, in each case if the Merger Date is on or before the Valuation Date. “**Nationalisation**” means that all the Underlying Stock or all or substantially all of the assets of a Company are nationalised, expropriated or are otherwise required to be transferred to any governmental agency, authority, entity or instrumentality thereof. “**Tender Offer**” means a takeover offer, tender offer, exchange offer, solicitation, proposal or other event by any entity or person that results in such entity or person purchasing, or otherwise obtaining or having the right to obtain, by conversion or other means, greater than 10 per cent. and less than 100 per cent. of the outstanding voting shares of the Company, as determined by the Issuer, based upon the making of filings with governmental or self-regulatory agencies or such other information as the Issuer deems relevant.
- (e) *Other Adjustments.* Except as provided in this Condition 6 and Conditions 10 and 12, adjustments will not be made in any other circumstances, subject to the right reserved by the Issuer (such right to be exercised in the Issuer's sole discretion and without any obligation whatsoever) to make such adjustments and amendments as it believes appropriate in circumstances where an event or events occur which it believes in its sole discretion (and notwithstanding any prior adjustment made pursuant to the above) should, in the context of the issue of the Certificates and the obligations of the Issuer, give rise to such adjustment or, as the case may be, amendment provided that such adjustment or, as the case may be, amendment is considered by the Issuer not to be materially prejudicial to the Certificate Holders generally (without considering the

circumstances of any individual Certificate Holder or the tax or other consequences of such adjustment or amendment in any particular jurisdiction).

- (f) *Notice of Adjustments.* All determinations made by the Issuer pursuant hereto will be conclusive and binding on the Certificate Holders. The Issuer will give, or procure that there is given, notice as soon as practicable of any adjustment and of the date from which such adjustment is effective by publication in accordance with Condition 9. For the avoidance of doubt, no notice will be given if the Issuer determines that adjustments will not be made.

7. Purchases

The Issuer, the Guarantor or any of their respective subsidiaries may at any time purchase Certificates at any price in the open market or by tender or by private treaty. Any Certificates so purchased may be held or resold or surrendered for cancellation.

8. Meetings of Certificate Holders; Modification

- (a) *Meetings of Certificate Holders.* The Master Warrant Agent Agreement or Warrant Agent Agreement contains provisions for convening meetings of the Certificate Holders to consider any matter affecting their interests, including the sanctioning by Extraordinary Resolution (as defined in the Master Warrant Agent Agreement or Warrant Agent Agreement) of a modification of the provisions of the Certificates or of the Master Warrant Agent Agreement or Warrant Agent Agreement.

At least 21 days' notice (exclusive of the day on which the notice is given and of the day on which the meeting is held) specifying the date, time and place of the meeting shall be given to the Certificate Holders.

Such a meeting may be convened by the Issuer or by Certificate Holders holding not less than ten per cent. of the Certificates for the time being remaining unexercised. The quorum at any such meeting for passing an Extraordinary Resolution will be two or more persons holding or representing not less than 25 per cent. of the Certificates for the time being remaining unexercised, or at any adjourned meeting, two or more persons being or representing Certificate Holders whatever the number of Certificates so held or represented.

A resolution will be an Extraordinary Resolution when it has been passed at a duly convened meeting by not less than three-quarters of the votes cast by such Certificate Holders who, being entitled to do so, vote in person or by proxy.

An Extraordinary Resolution passed at any meeting of the Certificate Holders shall be binding on all the Certificate Holders whether or not they are present at the meeting. Resolutions can be passed in writing if passed unanimously.

- (b) *Modification.* The Issuer may, without the consent of the Certificate Holders, effect (i) any modification of the provisions of the Certificates or the Master Instrument which is not materially prejudicial to the interests of the Certificate Holders or (ii) any modification of the provisions of the Certificates or the Master Instrument which is of a formal, minor or technical nature, which is made to correct an obvious error or which is necessary in order to comply with mandatory provisions of Singapore law. Any such modification shall be binding on the Certificate Holders and shall be notified to them by the Warrant Agent before the date such modification becomes effective or as soon as practicable thereafter in accordance with Condition 9.

9. Notices

- (a) *Documents.* All cheques and other documents required or permitted by these Conditions to be sent to a Certificate Holder or to which a Certificate Holder is entitled or which the Issuer shall have agreed to deliver to a Certificate Holder may be delivered by hand or sent by post addressed to the Certificate Holder at his address appearing in the records maintained by CDP or, in the case of joint Certificate Holders, addressed to the joint holder first named at his address appearing in the records maintained by CDP, and airmail post shall be used if that address is not in Singapore. All documents delivered or sent in accordance with this paragraph shall be delivered or sent at the risk of the relevant Certificate Holder.
- (b) *Notices.* All notices to Certificate Holders will be validly given if published in English on the web-site of the SGX-ST. Such notices shall be deemed to have been given on the date of the first such publication. If publication on the web-site of the SGX-ST is not practicable, notice will be given in such other manner as the Issuer may determine. The Issuer shall, at least one month prior to the expiry of any Certificate, give notice of the date of expiry of such Certificate in the manner prescribed above.

10. Liquidation

In the event of a liquidation or dissolution of the Company or the appointment of a liquidator (including a provisional liquidator) or receiver or judicial manager or trustee or administrator or analogous person under Singapore or other applicable law in respect of the whole or substantially the whole of its undertaking, property or assets, all unexercised Certificates will lapse and shall cease to be valid for any purpose, in the case of voluntary liquidation, on the effective date of the relevant resolution and, in the case of an involuntary liquidation or dissolution, on the date of the relevant court order or, in the case of the appointment of a liquidator (including a provisional liquidator) or receiver or judicial manager or trustee or administrator or analogous person under Singapore or other applicable law in respect of the whole or substantially the whole of its undertaking, property or assets, on the date when such appointment is effective but subject (in any such case) to any contrary mandatory requirement of law. In the event of the voluntary liquidation of the Company, the Issuer shall make such adjustments or amendments as it reasonably believes are appropriate in the circumstances.

11. Further Issues

The Issuer shall be at liberty from time to time, without the consent of the Certificate Holders, to create and issue further certificates so as to form a single series with the Certificates, subject to the approval of the SGX-ST.

12. Delisting

- (a) *Delisting.* If at any time, the Underlying Stock ceases to be listed on the Relevant Stock Exchange, the Issuer shall give effect to these Conditions in such manner and make such adjustments and amendments to the rights attaching to the Certificates as it shall, in its absolute discretion, consider appropriate to ensure, so far as it is reasonably able to do so, that the interests of the Certificate Holders generally are not materially prejudiced as a consequence of such delisting (without considering the individual circumstances of any Certificate Holder or the tax or other consequences that may result in any particular jurisdiction).
- (b) *Issuer's Determination.* The Issuer shall determine, in its absolute discretion, any adjustment or amendment and its determination shall be conclusive and binding on the Certificate Holders save in the case of manifest error. Notice of any adjustments or

amendments shall be given to the Certificate Holders in accordance with Condition 9 as soon as practicable after they are determined.

13. Early Termination

- (a) *Early Termination for Illegality and Force Majeure, etc.* If the Issuer determines that a Regulatory Event (as defined below) has occurred and, for reasons beyond its control, the performance of its obligations under the Certificates has become illegal or impractical in whole or in part for any reason, or the Issuer determines that, for reasons beyond its control, it is no longer legal or practical for it to maintain its hedging arrangements with respect to the Certificates for any reason, the Issuer may in its discretion and without obligation terminate the Certificates early in accordance with Condition 13(d).

Should any one or more of the provisions contained in the Conditions be or become invalid, the validity of the remaining provisions shall not in any way be affected thereby.

For the purposes of this Condition:

“Regulatory Event” means, following the occurrence of a Change in Law (as defined below) with respect to the Issuer and/or Société Générale as Guarantor or in any other capacity (including without limitation as hedging counterparty of the Issuer, market maker of the Certificates or direct or indirect shareholder or sponsor of the Issuer) or any of its affiliates involved in the issuer of the Certificates (hereafter the **“Relevant Affiliates”** and each of the Issuer, Société Générale and the Relevant Affiliates, a **“Relevant Entity”**) that, after the Certificates have been issued, (i) any Relevant Entity would incur a materially increased (as compared with circumstances existing prior to such event) amount of tax, duty, liability, penalty, expense, fee, cost or regulatory capital charge however defined or collateral requirements for performing its obligations under the Certificates or hedging the Issuer’s obligations under the Certificates, including, without limitation, due to clearing requirements of, or the absence of, clearing of the transactions entered into in connection with the issue of, or hedging the Issuer’s obligation under, the Certificates, (ii) it is or will become for any Relevant Entity impracticable, impossible (in each case, after using commercially reasonable efforts), unlawful, illegal or otherwise prohibited or contrary, in whole or in part, under any law, regulation, rule, judgement, order or directive of any governmental, administrative or judicial authority, or power, applicable to such Relevant Entity (a) to hold, acquire, issue, reissue, substitute, maintain, settle, or as the case may be, guarantee, the Certificates, (b) to acquire, hold, sponsor or dispose of any asset(s) (or any interest thereof) of any other transaction(s) such Relevant Entity may use in connection with the issue of the Certificates or to hedge the Issuer’s obligations under the Certificates, (c) to perform obligations in connection with, the Certificates or any contractual arrangement entered into between the Issuer and Société Générale or any Relevant Affiliate (including without limitation to hedge the Issuer’s obligations under the Certificates) or (d) to hold, acquire, maintain, increase, substitute or redeem all or a substantial part of its direct or indirect shareholding in the Issuer’s capital or the capital of any Relevant Affiliate or to directly or indirectly sponsor the Issuer or any Relevant Affiliate, or (iii) there is or may be a material adverse effect on a Relevant Entity in connection with the issue of the Certificates.

“Change in law” means (i) the adoption, enactment, promulgation, execution or ratification of any applicable new law, regulation or rule (including, without limitation, any applicable tax law, regulation or rule) after the Certificates have been issued, (ii)

the implementation or application of any applicable law, regulation or rule (including, without limitation, any applicable tax law, regulation or rule) already in force when the Certificates have been issued but in respect of which the manner of its implementation or application was not known or unclear at the time, or (iii) the change of any applicable law, regulation or rule existing when the Certificates are issued, or the change in the interpretation or application or practice relating thereto, existing when the Certificates are issued of any applicable law, regulation or rule, by any competent court, tribunal, regulatory authority or any other entity exercising executive, legislative, judicial, taxing, regulatory or administrative powers or functions of or pertaining to government (including any additional or alternative court, tribunal, authority or entity, to that existing when the Certificates are issued).

- (b) *Early Termination for Holding Limit Event.* The Issuer may in its discretion and without obligation terminate the Certificates early in accordance with Condition 13(d) where a Holding Limit Event (as defined below) occurs.

For the purposes of this Condition:

“Holding Limit Event” means, assuming the investor is the Issuer and/or any of its affiliates, the Issuer together with its affiliates, in aggregate hold, an interest in the Underlying Stock, constituting or likely to constitute (directly or indirectly) ownership, control or the power to vote a percentage of any class of voting securities of the Underlying Stock, of the Underlying Stock in excess of a percentage permitted or advisable, as determined by the Issuer, for the purpose of its compliance with the Bank Holding Company Act of 1956 as amended by Section 619 of the Dodd-Frank Wall Street Reform and Consumer Protection Act (the Volcker Rule), including any requests, regulations, rules, guidelines or directives made by the relevant governmental authority under, or issued by the relevant governmental authority in connection with, such statutes.

- (c) *Early Termination for other reasons.* The Issuer reserves the right (such right to be exercised in the Issuer’s sole and unfettered discretion and without any obligation whatsoever) to terminate the Certificates in accordance with Condition 13(d) where an event or events occur which it believes in its sole discretion should, in the context of the issue of the Certificates and the obligations of the Issuer, give rise to such termination provided that such termination (i) is considered by the Issuer not to be materially prejudicial to the interests of Certificate Holders generally (without considering the circumstances of any individual Certificate Holder or the tax or other consequences of such termination in any particular jurisdiction); or (ii) is otherwise considered by the Issuer to be appropriate and such termination is approved by the SGX-ST.
- (d) *Termination.* If the Issuer terminates the Certificates early, then the Issuer will give notice to the Certificate Holders in accordance with Condition 9. The Issuer will, if and to the extent permitted by applicable law, pay an amount to each Certificate Holder in respect of each Certificate held by such holder equal to the fair market value of a Certificate notwithstanding such illegality, impracticality or the relevant event less the cost to the Issuer of unwinding any underlying related hedging arrangements, all as determined by the Issuer in its sole and absolute discretion. Payment will be made in such manner as shall be notified to the Certificate Holders in accordance with Condition 9.

14. Substitution of the Issuer

The Issuer may be replaced by the Guarantor or any subsidiary of the Guarantor as principal obligor in respect of the Certificates without the consent of the relevant Certificate Holders. If the Issuer determines that it shall be replaced by the Guarantor or any subsidiary of the Guarantor (the “**Substituted Obligor**”), it shall give at least 90 days’ notice (exclusive of the day on which the notice is given and of the day on which the substitution is effected) specifying the date of the substitution, in accordance with Condition 9, to the Certificate Holders of such event and, immediately on the expiry of such notice, the Substituted Obligor shall become the principal obligor in place of the Issuer and the Certificate Holders shall thereupon cease to have any rights or claims whatsoever against the Issuer.

Upon any such substitution, all references to the Issuer in the Conditions and all agreements relating to the Certificates will be to the Substituted Obligor and the Certificates will be modified as required, and the Certificate Holders will be notified of the modified terms and conditions of such Certificates in accordance with Condition 9.

For the purposes of this Condition, it is expressly agreed that by subscribing to, acquiring or otherwise purchasing or holding the Certificates, the Certificate Holders are expressly deemed to have consented to the substitution of the Issuer by the Substituted Obligor and to the release of the Issuer from any and all obligations in respect of the Certificates and all agreements relating thereto and are expressly deemed to have accepted such substitution and the consequences thereof.

15. Governing Law

The Certificates, the Master Instrument and the Master Warrant Agent Agreement or Warrant Agent Agreement will be governed by and construed in accordance with Singapore law. The Issuer and the Guarantor and each Certificate Holder (by its purchase of the Certificates) shall be deemed to have submitted for all purposes in connection with the Certificates, the Master Instrument and the Master Warrant Agent Agreement or Warrant Agent Agreement to the non-exclusive jurisdiction of the courts of Singapore. The Guarantee shall be governed by and construed in accordance with Singapore law.

16. Prescription

Claims against the Issuer for payment of any amount in respect of the Certificates will become void unless made within six years of the Expiry Date and, thereafter, any sums payable in respect of such Certificates shall be forfeited and shall revert to the Issuer.

17. Contracts (Rights of Third Parties) Act, Chapter 53B of Singapore

Unless otherwise provided in the Global Warrant, the Master Instrument and the Master Warrant Agent Agreement or Warrant Agent Agreement, a person who is not a party to any contracts made pursuant to the Global Warrant, the Master Instrument and the Master Warrant Agent Agreement or Warrant Agent Agreement has no rights under the Contracts (Rights of Third Parties) Act, Chapter 53B of Singapore to enforce any terms of such contracts. Except as expressly provided herein, the consent of any third party is not required for any subsequent agreement by the parties hereto to amend or vary (including any release or compromise of any liability) or terminate such contracts.

SUMMARY OF THE ISSUE

The following is a summary of the issue and should be read in conjunction with, and is qualified by reference to, the other information set out in this document and the Base Listing Document. Terms used in this Summary are defined in the Conditions.

Issuer:	SG Issuer
Company:	WuXi Biologics (Cayman) Inc.
The Certificates:	European Style Cash Settled Long Certificates relating to the Underlying Stock
Number:	3,400,000 Certificates
Form:	The Certificates will be issued subject to, and with the benefit of, a master instrument by way of deed poll dated 18 June 2021 (the “ Master Instrument ”) and executed by the Issuer and the Guarantor and a master warrant agent agreement dated 29 May 2017 (the “ Master Warrant Agent Agreement ”) and made between the Issuer, the Guarantor and the Warrant Agent.
Cash Settlement Amount:	In respect of each Certificate, is the amount (if positive) equal to: Notional Amount per Certificate x Closing Level
Denominations:	Certificates are represented by a global warrant in respect of all the Certificates.
Exercise:	The Certificates may only be exercised on the Expiry Date or if the Expiry Date is not a Business Day, the immediately preceding Business Day, in a Board Lot or integral multiples thereof. Certificate Holders will not be required to deliver an exercise notice. If the Cash Settlement Amount (less any Exercise Expenses) is positive, all Certificates will be deemed to have been automatically exercised at 10:00 a.m. (Singapore time) on the Expiry Date or if the Expiry Date is not a Business Day, the immediately preceding Business Day. The Cash Settlement Amount less the Exercise Expenses in respect of the Certificates shall be paid in the manner set out in Condition 4(c) of the Conditions. In the event the Cash Settlement Amount (less any Exercise Expenses) is zero, all Certificates shall be deemed to have expired at 10:00 a.m. (Singapore time) on the Expiry Date or if the Expiry Date is not a Business Day, the immediately preceding Business Day, and Certificate Holders shall not be entitled to receive any payment from the Issuer in respect of the Certificates.
Exercise and Trading Currency:	SGD
Board Lot:	100 Certificates
Transfers of Certificates:	Certificates may only be transferred in Board Lots (or integral multiples

thereof). All transfers in Certificates, in the open market or otherwise, must be effected through a securities account with CDP. Title will pass upon registration of the transfer in the records of CDP.

- Listing:** Application has been made to the SGX-ST for permission to deal in and for quotation of the Certificates and the SGX-ST has agreed in principle to grant permission to deal in and for quotation of the Certificates. Issue of the Certificates is conditional on such listing being granted. It is expected that dealings in the Certificates on the SGX-ST will commence on or about 17 February 2022.
- Governing Law:** The laws of Singapore
- Warrant Agent:** The Central Depository (Pte) Limited
11 North Buona Vista Drive
#06-07 The Metropolis Tower 2
Singapore 138589
- Further Issues:** Further issues which will form a single series with the Certificates will be permitted, subject to the approval of the SGX-ST.

The above summary is qualified in its entirety by reference to the detailed information appearing elsewhere in this document and the Base Listing Document.

INFORMATION RELATING TO THE EUROPEAN STYLE CASH SETTLED LONG CERTIFICATES ON SINGLE EQUITIES

What are European Style Cash Settled Long Certificates on Single Equities?

European style cash settled long certificates on single equities (the “**Certificates**”) are structured products relating to the Underlying Stock and the return on a Certificate is linked to the performance of the Leverage Strategy.

A) Cash Settlement Amount Payable upon the Exercise of the Certificates at Expiry

Upon the exercise of the Certificates at expiry, the Certificate Holders would be paid a Cash Settlement Amount in respect of each Certificate.

The Cash Settlement Amount, in respect of each Certificate, shall be an amount payable in the Settlement Currency equal to the Closing Level multiplied by the Notional Amount per Certificate.

The Closing Level, in respect of each Certificate, shall be an amount payable in the Settlement Currency equal to (1) divided by (2) less (3) subject to any adjustments such as (4), where:

- (1) is the Final Reference Level multiplied by the Final Exchange Rate;
- (2) is the Initial Reference Level multiplied by the Initial Exchange Rate;
- (3) is the Strike Level; and
- (4) is the Hedging Fee Factor.

If the Cash Settlement Amount (less any Exercise Expenses) is positive, all Certificates shall be deemed to have been automatically exercised and investors will receive a Cash Settlement Amount. If the Cash Settlement Amount (less any Exercise Expenses) is zero, all Certificates shall be deemed to have expired. Please refer to the section headed “Terms and Conditions of the European Style Cash Settled Long/Short Certificates on Single Equities” for further details on the calculation of the Cash Settlement Amount.

The Certificates are only suitable for investors who believe that the price of the Underlying Stock will increase and are seeking short-term leveraged exposure to the Underlying Stock.

B) Trading the Certificates before Expiry

If the Certificate Holders want to cash out their investments in the Certificates before the expiry of the Certificates, they may sell the Certificates in the secondary market during the life of the Certificates, and would be subject to the following fees and charges:

- (i) For Certificate Holders who trade the Certificates intraday: shall pay normal transaction and brokerage fees for the trading of the Certificates on the SGX-ST, and may be required to pay stamp taxes or other documentary charges in accordance with the laws and practices of the country where the Certificates are transferred; and
- (ii) For Certificate Holders who hold the Certificates overnight: in addition to the normal transaction and brokerage fees and applicable stamp taxes, would also be required to bear the Management Fee and Gap Premium as well as certain costs embedded within the Leverage Strategy including the Funding Cost and Rebalancing Cost.

Illustration of the Calculation of Hedging Fee Factor

Hedging Fee Factor	=	Product of the Daily Fees
--------------------	---	---------------------------

Daily Fees	=	Daily Management Fee Adjustment	
		1 – Management Fee x ACT (t-1;t) / 360	
		x	
		Daily Gap Premium Adjustment	
		1 – Gap Premium (t-1) x ACT (t-1;t) / 360	

Illustration of the Calculation of Cash Settlement Amount

Cash Settlement Amount = Final Value of Certificates – Strike Level (zero)

Value of Certificates	=	<table border="1"> <tr><th>t⁷=0</th></tr> <tr><td>Notional Amount</td></tr> </table>	t ⁷ =0	Notional Amount	x	<table border="1"> <tr><th>t=1</th></tr> <tr> <td>Leverage Strategy daily performance⁸</td> <td>x</td> <td>Daily Fees</td> </tr> </table>	t=1	Leverage Strategy daily performance ⁸	x	Daily Fees	x	<table border="1"> <tr><th>t=2</th></tr> <tr> <td>Leverage Strategy daily performance</td> <td>x</td> <td>Daily Fees</td> </tr> </table>	t=2	Leverage Strategy daily performance	x	Daily Fees	x ...	<table border="1"> <tr><th>t=i</th></tr> <tr> <td>Leverage Strategy Daily performance</td> <td>x</td> <td>Daily Fees</td> </tr> </table>	t=i	Leverage Strategy Daily performance	x	Daily Fees
			t ⁷ =0																			
Notional Amount																						
t=1																						
Leverage Strategy daily performance ⁸	x	Daily Fees																				
t=2																						
Leverage Strategy daily performance	x	Daily Fees																				
t=i																						
Leverage Strategy Daily performance	x	Daily Fees																				

Value of Certificates	=	<table border="1"> <tr><th>t=0</th></tr> <tr><td>Notional Amount</td></tr> </table>	t=0	Notional Amount	x	<table border="1"> <tr><th colspan="2">Product of the daily Leverage Strategy Performance</th></tr> <tr> <td>Leverage Strategy daily performance</td> <td>x</td> <td>Leverage Strategy daily performance</td> </tr> </table>	Product of the daily Leverage Strategy Performance		Leverage Strategy daily performance	x	Leverage Strategy daily performance	x	<table border="1"> <tr><th colspan="2">Product of the Daily Fees (Hedging Fee Factor)</th></tr> <tr> <td>Daily Fees</td> <td>x</td> <td>Daily Fees</td> </tr> </table>	Product of the Daily Fees (Hedging Fee Factor)		Daily Fees	x	Daily Fees
			t=0															
Notional Amount																		
Product of the daily Leverage Strategy Performance																		
Leverage Strategy daily performance	x	Leverage Strategy daily performance																
Product of the Daily Fees (Hedging Fee Factor)																		
Daily Fees	x	Daily Fees																

Final Value of Certificates	=	<table border="1"> <tr><th>t=0</th></tr> <tr><td>Notional Amount</td></tr> </table>	t=0	Notional Amount	x	<table border="1"> <tr> <td>Final Reference Level x Final Exchange Rate</td> <td>÷</td> <td>Initial Reference Level x Initial Exchange Rate</td> </tr> </table>	Final Reference Level x Final Exchange Rate	÷	Initial Reference Level x Initial Exchange Rate	x	<table border="1"> <tr><td>Hedging Fee Factor</td></tr> </table>	Hedging Fee Factor
			t=0									
Notional Amount												
Final Reference Level x Final Exchange Rate	÷	Initial Reference Level x Initial Exchange Rate										
Hedging Fee Factor												

Illustration of the applicable fees and charges for an intraday trading scenario

Hedging Fee is implemented overnight in the price of the Certificate. As a consequence, when trading intraday, investors will not bear any Hedging Fee.

Investors will only support bid/ask costs, which are the difference between the price at which the Designated Market Maker purchases (bid) and sells (ask) the Certificate at any point of time.

⁷ "t" refers to "**Observation Date**" which means each Underlying Stock Business Day (subject to Market Disruption Event) from (and including) the Underlying Stock Business Day immediately preceding the Expected Listing Date to the Valuation Date.

⁸ Leverage Strategy daily performance is computed as the Leverage Strategy Closing Level on Business Day (t) divided by the Leverage Strategy Closing Level on Business Day (t-1).

Example of Calculation of Hedging Fee Factor and Cash Settlement Amount

The example is purely hypothetical. We include the example to illustrate how the Certificates work, and you MUST NOT rely on them as any indication of the actual return or what the payout on the Certificates might actually be. The example also assumes a product which expires 16 days after listing date, to illustrate the daily calculation of price, costs and fees from listing date to expiry date.

Assuming an investor purchases the following Certificates at the Issue Price:

Underlying Stock:	Ordinary shares of WuXi Biologics (Cayman) Inc.
Expected Listing Date:	03/07/2018
Expiry Date:	18/07/2018
Initial Reference Level:	1,000
Initial Exchange Rate:	1
Final Reference Level:	1,200
Final Exchange Rate:	1
Issue Price:	1.20 SGD
Notional Amount per Certificate:	1.20 SGD
Management Fee (p.a.):	0.40%
Gap Premium (p.a.):	6.90%
Strike Level:	Zero

Hedging Fee Factor

Hedging Fee Factor on the n^{th} Underlying Stock Business Day after issuance of Certificate ("HFF (n)") is calculated as follows:

$$\text{HFF}(0) = 100\%$$

On Next Calendar Day (assuming it is an Underlying Stock Business Day):

$$\text{HFF}(1) = \text{HFF}(0) \times \left(1 - \text{Management Fee} \times \frac{\text{ACT}(t-1; t)}{360}\right) \times \left(1 - \text{Gap Premium} \times \frac{\text{ACT}(t-1; t)}{360}\right)$$

$$\text{HFF}(1) = 100\% \times \left(1 - 0.40\% \times \frac{1}{360}\right) \times \left(1 - 6.90\% \times \frac{1}{360}\right)$$

$$\text{HFF}(1) = 100\% \times 99.9989\% \times 99.9808\% \approx 99.9797\%$$

Assuming 2nd Underlying Stock Business Day falls 3 Calendar Days after 1st Underlying Stock Business Day:

$$\text{HFF (2)} = \text{HFF (1)} \times \left(1 - \text{Management Fee} \times \frac{\text{ACT (t - 1; t)}}{360}\right) \times \left(1 - \text{Gap Premium} \times \frac{\text{ACT (t - 1; t)}}{360}\right)$$

$$\text{HFF (2)} = 99.9797\% \times \left(1 - 0.40\% \times \frac{3}{360}\right) \times \left(1 - 6.90\% \times \frac{3}{360}\right)$$

$$\text{HFF (2)} = 99.9797\% \times 99.9967\% \times 99.9425\% \approx 99.9189\%$$

The same principle applies to the following Underlying Stock Business Days:

$$\text{HFF (n)} = \text{HFF (n - 1)} \times \left(1 - \text{Management Fee} \times \frac{\text{ACT (t - 1; t)}}{360}\right) \times \left(1 - \text{Gap Premium} \times \frac{\text{ACT (t - 1; t)}}{360}\right)$$

In this example, the Hedging Fee Factor as of the Valuation Date would be equal to 99.6962% as illustrated below:

Date	HFF
3/7/2018	100.0000%
4/7/2018	99.9797%
5/7/2018	99.9594%
6/7/2018	99.9392%
9/7/2018	99.8784%
10/7/2018	99.8581%
11/7/2018	99.8379%
12/7/2018	99.8176%
13/7/2018	99.7974%
16/7/2018	99.7367%
17/7/2018	99.7165%
18/7/2018	99.6962%

Cash Settlement Amount

In this example, the Closing Level and the Cash Settlement Amount would be computed as follows:

$$\begin{aligned} \text{Closing Level} &= [(\text{Final Reference Level} \times \text{Final Exchange Rate}) / (\text{Initial Reference Level} \times \text{Initial Exchange Rate}) - \text{Strike Level}] \times \text{Hedging Fee Factor} \\ &= [(1200 \times 1) / (1000 \times 1) - 0] \times 99.6962\% \\ &= 119.64\% \end{aligned}$$

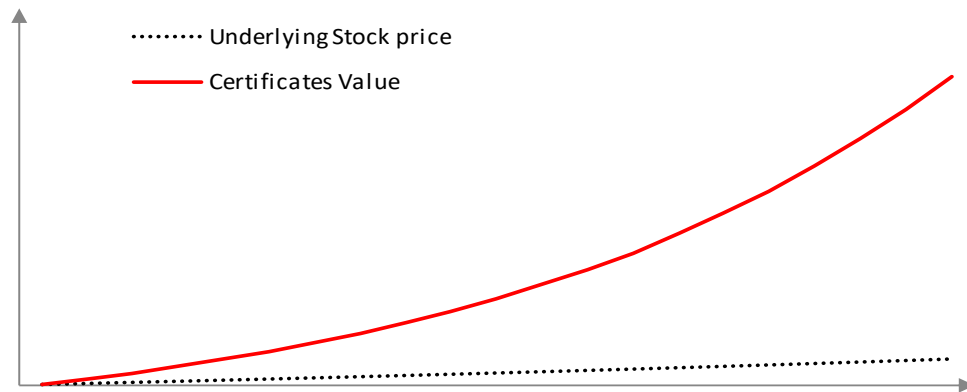
$$\begin{aligned} \text{Cash Settlement Amount} &= \text{Closing Level} \times \text{Notional Amount per Certificate} \\ &= 119.64\% \times 1.20 \text{ SGD} \\ &= \mathbf{1.436 \text{ SGD}} \end{aligned}$$

Illustration on how returns and losses can occur under different scenarios

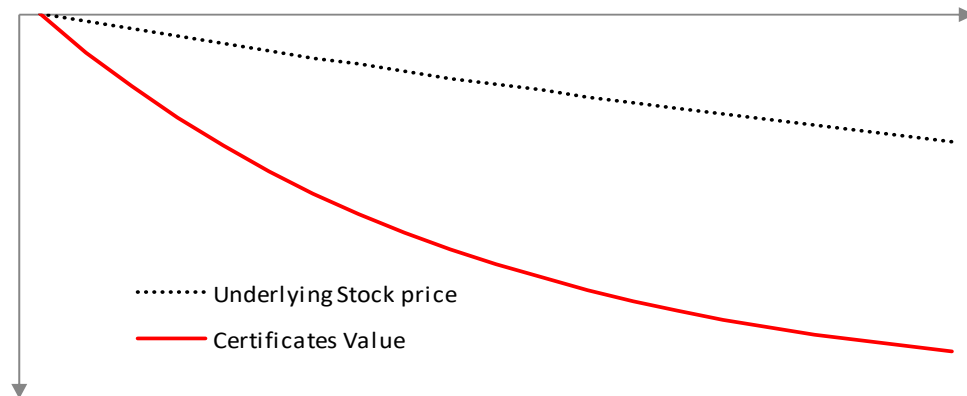
The examples are purely hypothetical and do not take fees and charges payable by investors into consideration. The examples highlight the effect of the Underlying Stock performance on the value of the Certificates and do not take into account the possible influence of fees, exchange rates, dividends, or any other market parameters.

1. Illustrative examples

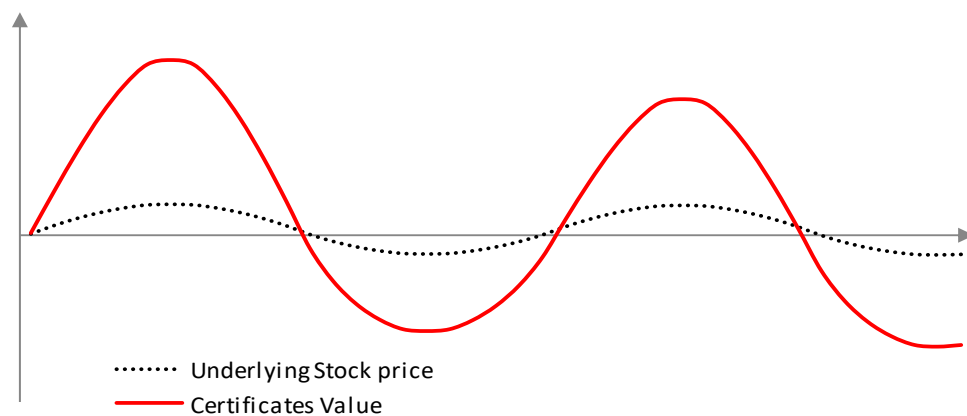
Scenario 1 – Upward Trend



Scenario 2 – Downward Trend



Scenario 3 – Volatile Market



2. Numerical Examples

Scenario 1 – Upward Trend

Underlying Stock						
	Day 0	Day 1	Day 2	Day 3	Day 4	Day 5
Daily return		2.0%	2.0%	2.0%	2.0%	2.0%
Value at end of day	10,000.0	10,200.0	10,404.0	10,612.1	10,824.3	11,040.8
Accumulated Return		2.00%	4.04%	6.12%	8.24%	10.41%

Value of the Certificates						
	Day 0	Day 1	Day 2	Day 3	Day 4	Day 5
Daily return		10.0%	10.0%	10.0%	10.0%	10.0%
Price at end of day	1.2	1.32	1.45	1.60	1.76	1.93
Accumulated Return		10.00%	21.00%	33.10%	46.41%	61.05%

Scenario 2 – Downward Trend

Underlying Stock						
	Day 0	Day 1	Day 2	Day 3	Day 4	Day 5
Daily return		-2.0%	-2.0%	-2.0%	-2.0%	-2.0%
Value at end of day	10,000.0	9,800.0	9,604.0	9,411.9	9,223.7	9,039.2
Accumulated Return		-2.00%	-3.96%	-5.88%	-7.76%	-9.61%

Value of the Certificates						
	Day 0	Day 1	Day 2	Day 3	Day 4	Day 5
Daily return		-10.0%	-10.0%	-10.0%	-10.0%	-10.0%
Price at end of day	1.2	1.08	0.97	0.87	0.79	0.71
Accumulated Return		-10.00%	-19.00%	-27.10%	-34.39%	-40.95%

Scenario 3 – Volatile Market

Underlying Stock						
	Day 0	Day 1	Day 2	Day 3	Day 4	Day 5
Daily return		2.0%	-2.0%	2.0%	-2.0%	2.0%
Value at end of day	10,000.0	10,200.0	9,996.0	10,195.9	9,992.0	10,191.8
Accumulated Return		2.00%	-0.04%	1.96%	-0.08%	1.92%

Value of the Certificates						
	Day 0	Day 1	Day 2	Day 3	Day 4	Day 5
Daily return		10.0%	-10.0%	10.0%	-10.0%	10.0%
Price at end of day	1.2	1.32	1.19	1.31	1.18	1.29
Accumulated Return		10.00%	-1.00%	8.90%	-1.99%	7.81%

Description of Air Bag Mechanism

The Certificates integrate an “Air Bag Mechanism” which is designed to reduce exposure to the Underlying Stock during extreme market conditions.

When the Air Bag triggers, a 30-minute period starts. This period is divided into two sub-periods:

- Observation Period : during 15 minutes after the Air Bag trigger, the price of the Underlying Stock is observed and its minimum price is recorded; and
- Reset Period: after 15 minutes, the Leverage Strategy is reset using the minimum price of the Underlying Stock during the Observation Period as the New Observed Price. The New Observed Price replaces the last closing price of the Underlying Stock in order to compute the performance of the Leverage Strategy, 30 minutes after the Air Bag trigger.

Trading of Certificates is suspended for at least 30 minutes after the Air Bag is triggered and does not take into account the mid-day break. Investors cannot sell or purchase any Certificates during this period.

Air Bag Mechanism timeline

Air Bag Trigger	Observation Period	Resumption of Trading
More than 45 minutes before Market Close	First 15 minutes after Air Bag Trigger	Trading resumes the same day between 30 and 45 minutes after Air Bag Trigger
Less than 45 minutes before Market Close and more than 15 minutes before Market Close		Next trading day at Market Open
15 minutes or less than 15 minutes before Market Close	From Air Bag Trigger to Market Close	

With **Market Close** defined as:

- Underlying Stock closing time with respect to the Observation Period
- The sooner between Underlying Stock closing time and SGX closing time with respect to the Resumption of Trading



- The later between $X+30$ minutes or $Y+15$ minutes will be the earliest time the Certificates can be resumed, the next quarter-of-an-hour of which will be the scheduled resumption time of the Certificates
- If the scheduled resumption time of the Certificates is at or later than the scheduled closing time of the underlying asset, the Certificates will resume at 9 a.m. on the next SGX-ST trading day

Illustrative examples of the Air Bag Mechanism⁹

Scenario 1 – Downward Trend after Air Bag trigger



Scenario 2 – Upward Trend after Air Bag trigger



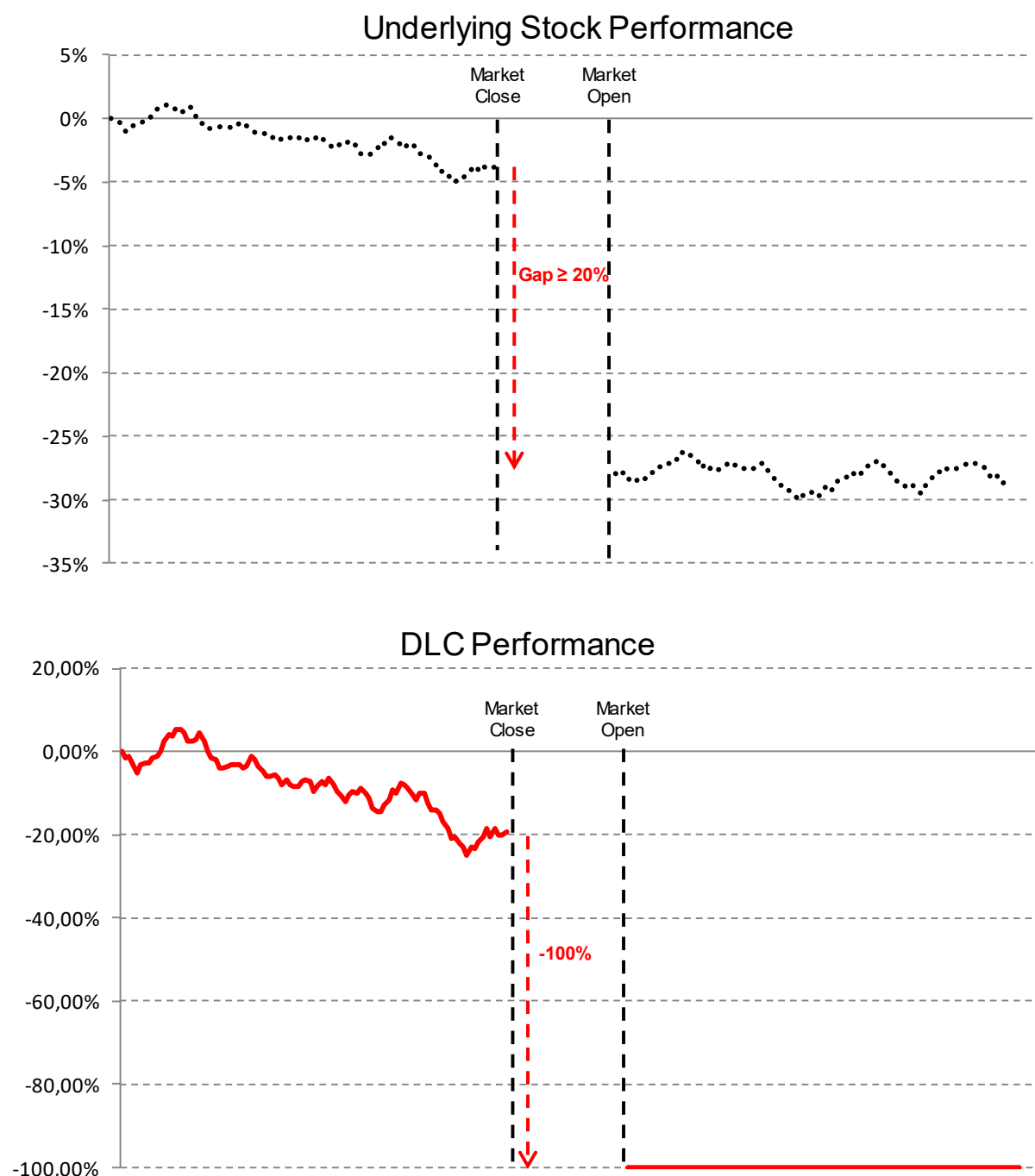
⁹ The illustrative examples are not exhaustive.

Scenarios where the investor may lose the entire value of the investment

The scenarios below are purely hypothetical and do not take fees and charges payable by investors into consideration. The scenarios highlight cases where the Certificates may lose 100% of their value.

Scenario 1 – Overnight fall of the Underlying Stock

On any business day, the opening price of the Underlying Stock may be higher or lower than the closing price on the previous day. The difference between the previous closing price and the opening price of the Underlying Stock is termed a “gap”. If the opening price of the Underlying Stock is 20% or more below the previous day closing price, the Air Bag Mechanism would only be triggered when the market opens the following day, and the Certificates would lose their entire value in such event.



Scenario 2 – Sharp intraday fall of the Underlying Stock

Although the Air Bag Mechanism is designed to reduce the exposure to the Underlying Stock during extreme market conditions, the Certificate can lose 100% of its value in the event the price of the Underlying Stock falls by 20% or more within the 15 minutes Observation Period compared to the reference price, being: (i) if air bag has not been previously triggered on the same day, the previous closing price of the Underlying Stock, or (ii) if one or more air bag have been previously triggered on the same day, the latest New Observed Price. The Certificates would lose their entire value in such event.



Examples and illustrations of adjustments due to certain corporate actions

The examples are purely hypothetical and do not take fees and charges payable by investors into consideration. The examples highlight the effect of corporate actions on the value of the Certificates and do not take into account the possible influence of fees, exchange rates, or any other market parameters.

In the case of any corporate action on the Underlying Stock, the Calculation Agent will, as soon as reasonably practical after it becomes aware of such event, determine whether such corporate action has a dilutive or concentrative effect on the theoretical value of the Underlying Stock, and if so, will (a) calculate the corresponding adjustment, if any, to be made to the elements relating to the Underlying Stock which are used to determine any settlement or payment terms under the Certificates and/or adjust at its discretion any other terms of the Certificates as it determines appropriate to preserve the economic equivalent of the obligations of the Issuer under the Certificates and (b) determine the effective date of such adjustment.

Notwithstanding the foregoing, in the event Observation Date (t) is an ex-date with respect to a corporate action related to the Underlying Stock, the Calculation Agent may, in its sole and absolute discretion, replace the $Rfactor_t$ with respect to such Observation Date (t) by an amount computed according to the following generic formula :

$$Rfactor_t = \left[1 - \frac{Div_t + DivExc_t - M \times R}{S_{t-1}} \right] \times \frac{1}{1 + M}$$

This formula is provided for indicative purposes and the Calculation Agent may determine that this formula is not appropriate for certain corporate actions and may apply a different formula instead.

Such adjustment of $Rfactor_t$ would affect the Leveraged Return, the Rebalancing Cost, and the Underlying Reference Price used to determine the Intraday Restrike Event. The Air Bag mechanism would not be triggered if the stock price falls by 15% exclusively because of the dilutive effect of a corporate action.

Where:

$DivExc_t$ is the amount received as an Extraordinary Dividend by a holder of existing Shares for each Share held prior to the Extraordinary Dividend, net of any applicable withholding taxes.

M is the number of new Share(s) (whether a whole or a fraction) per existing Share each holder thereof is entitled to subscribe or to receive (positive amount) or the number of existing Shares redeemed or canceled per existing Share (negative amount), as the case may be, resulting from the corporate action.

R is the subscription price per Share (positive amount) or the redemption price per Share (negative amount) including any dividends or other benefits forgone to be subscribe to or to receive (as applicable), or to redeem a Share.

1. Stock split

Assuming the Underlying Stock is subject to a 1 to 2 stock split (i.e. 1 new Share for every 1 existing share):

$$S_{t-1} = \$100$$

$$S_t = \$51$$

$$Div_t = \$0$$

$$DivExc_t = \$0$$

M = 1 (i.e. 1 new Shares for 1 existing Share)

R = \$0 (no subscription price / redemption price)

$$Rfactor_t = \left[1 - \frac{0 + 0 - 2 \times 0}{100} \right] \times \frac{1}{1 + 1} = 50\%$$

As a consequence:

$$LR_{t-1,t} = \text{Leverage} \times \left(\frac{S_t}{S_{t-1} \times Rfactor_t} - 1 \right) = 5 \times \left(\frac{51}{100 \times 50\%} - 1 \right) = 10\%$$

S_{t-1}	$S_{t-1} \times Rfactor_t$	S_t	Adjusted Underlying Stock Performance
100	50	51	2%

Value of the Certificate (t-1)	Value of the Certificate (t)	Certificates' performance (excluding any cost and fees)
1.20	1.32	10%

In such case an Intraday Restrike Event would occur if the Underlying Stock price falls to \$42.5, which is 15% below \$50, the Underlying Stock Reference Price.

2. Share Consolidation

Assuming the Underlying Stock is subject to a 2 to 1 share consolidation (i.e. 1 Share canceled for every 2 existing Shares):

$$S_{t-1} = \$100$$

$$S_t = \$202$$

$$\text{Div}_t = \$0$$

$$\text{DivExc}_t = \$0$$

M = -0.5 (i.e. 0.5 Shares canceled for each 1 existing Share)

R = \$0 (no subscription price / redemption price)

$$Rfactor_t = \left[1 - \frac{0 + 0 - (-0.5) \times 0}{100} \right] \times \frac{1}{1 + (-0.5)} = 200\%$$

As a consequence:

$$LR_{t-1,t} = \text{Leverage} \times \left(\frac{S_t}{S_{t-1} \times Rfactor_t} - 1 \right) = 5 \times \left(\frac{202}{100 \times 200\%} - 1 \right) = 5\%$$

S_{t-1}	$S_{t-1} \times Rfactor_t$	S_t	Adjusted Underlying Stock Performance
100	200	202	1%

Value of the Certificate (t-1)	Value of the Certificate (t)	Certificates' performance (excluding any cost and fees)
1.20	1.26	5%

In such case an Intraday Restrike Event would occur if the Underlying Stock price falls to \$170, which is 15% below \$200, the Underlying Stock Reference Price.

3. Rights Issues

Assuming there is a rights issue with respect to the Underlying Stock, with a right to receive 1 new Share for every 2 existing Shares, for a subscription price of \$40.

$$S_{t-1} = \$100$$

$$S_t = \$84$$

$$Div_t = \$0$$

$$DivExc_t = \$0$$

$$R = \$40 \text{ (i.e. subscription price of \$40)}$$

$$M = 0.5 \text{ (i.e. 1 new share for every 2 existing shares)}$$

$$Rfactor_t = \left[1 - \frac{0 + 0 - 0.5 \times 40}{100} \right] \times \frac{1}{1 + 0.5} = 80\%$$

As a consequence:

$$LR_{t-1,t} = \text{Leverage} \times \left(\frac{S_t}{S_{t-1} \times Rfactor_t} - 1 \right) = 5 \times \left(\frac{84}{100 \times 80\%} - 1 \right) = 25\%$$

S_{t-1}	$S_{t-1} \times Rfactor_t$	S_t	Adjusted Underlying Stock Performance
100	80	84	5%

Value of the Certificate (t-1)	Value of the Certificate (t)	Certificates' performance (excluding any cost and fees)
1.20	1.50	25%

In such case an Intraday Restrike Event would occur if the Underlying Stock price falls to \$68, which is 15% below \$80, the Underlying Stock Reference Price.

4. Bonus Issues

Assuming there is a bonus issue with respect to the Underlying Stock, where shareholders receive 1 bonus share for 5 existing shares:

$$S_{t-1} = \$100$$

$$S_t = \$85$$

$$\text{Div}_t = \$0$$

$$\text{DivExc}_t = \$0$$

$$R = \$0$$

$$M = 0.2 \text{ (i.e. 1 new share for 5 existing shares)}$$

$$Rfactor_t = \left[1 - \frac{0 + 0 - 0.2 \times 0}{100} \right] \times \frac{1}{1 + 0.2} = 83.33\%$$

As a consequence:

$$LR_{t-1,t} = \text{Leverage} \times \left(\frac{S_t}{S_{t-1} \times Rfactor_t} - 1 \right) = 5 \times \left(\frac{85}{100 \times 83.33\%} - 1 \right) = 10\%$$

S_{t-1}	$S_{t-1} \times Rfactor_t$	S_t	Adjusted Underlying Stock Performance
100	83.33	85	2%

Value of the Certificate (t-1)	Value of the Certificate (t)	Certificates' performance (excluding any cost and fees)
1.20	1.32	10%

In such case an Intraday Restrike Event would occur if the Underlying Stock price falls to \$70.83, which is 15% below \$83.33, the Underlying Stock Reference Price.

5. Extraordinary Dividend

Assuming there is an extraordinary dividend of \$20 (net of taxes) paid in respect of each stock.

$$S_{t-1} = \$100$$

$$S_t = \$84$$

$$\text{Div}_t = \$0$$

$$\text{DivExc}_t = \$20$$

$$R = \$0$$

$$M = 0$$

$$Rfactor_t = \left[1 - \frac{0 + 20 - 0 \times 0}{100} \right] \times \frac{1}{1 + 0} = 80\%$$

As a consequence:

$$LR_{t-1,t} = \text{Leverage} \times \left(\frac{S_t}{S_{t-1} \times Rfactor_t} - 1 \right) = 5 \times \left(\frac{84}{100 \times 80\%} - 1 \right) = 25\%$$

S_{t-1}	$S_{t-1} \times Rfactor_t$	S_t	Adjusted Underlying Stock Performance
100	80	84	5%

Value of the Certificate (t-1)	Value of the Certificate (t)	Certificates' performance (excluding any cost and fees)
1.20	1.50	25%

In such case an Intraday Restrike Event would occur if the Underlying Stock price falls to \$68, which is 15% below \$80, the Underlying Stock Reference Price.

INFORMATION RELATING TO THE COMPANY

All information contained in this document regarding the Company, including, without limitation, its financial information, is derived from publicly available information which appears on the web-site of Hong Kong Exchanges and Clearing Limited (the “HKExCL”) at <http://www.hkex.com.hk> and/or the Company’s web-site at <https://www.wuxibiologics.com/>. The Issuer has not independently verified any of such information.

WuXi Biologics (Cayman) Inc. (the “**Company**”) is an investment holding company principally engaged in provision of discovery, development and manufacturing of biologics services. The Company’s technology platforms include WuXiBody TM bispecific antibody technology platform and antibody drug conjugates (ADC) technology platform. It has brought in several new projects into its pipeline. The Company has a vaccine manufacturing facility and produces vaccines for customers to supply the global market. The Company conducts its businesses within the China market and to overseas markets, such as North America, Europe and other markets.

The information set out in Appendix I of this document relates to the unaudited condensed consolidated financial statements of the Company and its subsidiaries for the six months ended 30 June 2021 and has been extracted and reproduced from an announcement by the Company released on 21 September 2021 in relation to the same. Further information relating to the Company may be located on the web-site of the HKExCL at <http://www.hkex.com.hk>.

INFORMATION RELATING TO THE DESIGNATED MARKET MAKER

Société Générale has been appointed the designated market maker (“**DMM**”) for the Certificates. The DMM will provide competitive buy and sell quotes for the Certificates continuously during the trading hours of the SGX-ST on the following basis:

- (a) Maximum bid and offer spread : (i) when the best bid price of the Certificate is S\$10 and below: 10 ticks or S\$0.20 whichever is greater; and
(ii) when the best bid price of the Certificate is above S\$10: 5% of the best bid price of the Certificate.
- (b) Minimum quantity subject to bid and offer spread : 10,000 Certificates
- (c) Last Trading Day for Market Making : The date falling 5 Exchange Business Days immediately preceding the Expiry Date

In addition, the DMM may not provide a quotation in the following circumstances:

- (i) during the pre-market opening and five minutes following the opening of the SGX-ST on any trading day;
- (ii) if the Certificates are valueless (where the Issuer’s bid price is below the minimum bid size for such securities as prescribed by the SGX-ST);
- (iii) before the Relevant Stock Exchange for the Underlying Stock has opened and after the Relevant Stock Exchange for the Underlying Stock has closed on any trading day;
- (iv) when trading in the Underlying Stock is suspended or limited in a material way for any reason, for the avoidance of doubt, the DMM is not obliged to provide quotations for the Certificates at any time when the Underlying Stock is not negotiated/traded for any reason;
- (v) where the Certificates are suspended from trading for any reason;
- (vi) market disruption events, including, without limitation, any suspension of or limitation imposed on trading (including but not limited to unforeseen circumstances such as by reason of movements in price exceeding limits permitted by the SGX-ST or any act of God, war, riot, public disorder, explosion, terrorism or otherwise) in the Underlying Stock;
- (vii) where the Issuer or the DMM faces technical problems affecting the ability of the DMM to provide bids and offer quotations;
- (viii) where the ability of the Issuer to source a hedge or unwind an existing hedge, as determined by the Issuer in good faith, is materially affected by the prevailing market conditions, and the Issuer informs the SGX-ST of its inability to do so as soon as practicable;
- (ix) in cases where the Issuer has no Certificates to sell, then the DMM will only provide the bid price;
- (x) if the stock market experiences exceptional price movement and volatility;

- (xi) when it is a public holiday in Singapore and/or Hong Kong and/or the SGX-ST and/or the HKEX are not open for dealings; and
- (xii) during the suspension of trading of Certificates after an Air Bag Mechanism has been triggered.

The last trading day on which the DMM will provide competitive quotations for the Certificates would be the fifth Exchange Business Day immediately preceding the Expiry Date.

SUPPLEMENTAL INFORMATION RELATING TO THE GUARANTOR

The information set out in Appendix II of this document is a reproduction of the press release dated 10 February 2022 containing the Guarantor's consolidated financial results for the fourth quarter ended 31 December 2021.

SUPPLEMENTAL GENERAL INFORMATION

The information set out herein is supplemental to, and should be read in conjunction with, the information set out on page 105 of the Base Listing Document.

1. Save as disclosed in this document and the Base Listing Document, neither the Issuer nor the Guarantor is involved in any legal or arbitration proceedings (including any proceedings which are pending or threatened of which the Issuer or the Guarantor is aware) which may have or have had in the previous 12 months a significant effect on the financial position of the Issuer or the Guarantor in the context of the issuance of the Certificates.
2. Settlement of trades done on a normal “ready basis” on the SGX-ST generally take place on the second Business Day following the transaction. Dealing in the Certificates will take place in Board Lots in Singapore dollars. For further details on the transfer of Certificates and their exercise, please refer to the section headed “Summary of the Issue” above.
3. It is not the current intention of the Issuer to apply for a listing of the Certificates on any stock exchange other than the SGX-ST.
4. Save as disclosed in the Base Listing Document and herein, there has been no material adverse change in the financial position or prospects of the Issuer since 31 December 2020 or the Guarantor since 31 December 2021, in the context of the issuance of Certificates hereunder.
5. The following contracts, relating to the issue of the Certificates, have been or will be entered into by the Issuer and/or the Guarantor and may be material to the issue of the Certificates:
 - (a) the Guarantee;
 - (b) the Master Instrument; and
 - (c) the Master Warrant Agent Agreement.

None of the directors of the Issuer and the Guarantor has any direct or indirect interest in any of the above contracts.

6. The Auditors of the Issuer and the Guarantor have given and have not withdrawn their written agreement to the inclusion of the report, included herein, in the form and context in which it is included. Their report was not prepared exclusively for incorporation into this document.

The Auditors of the Issuer and the Guarantor have no shareholding in the Issuer or the Guarantor or any of its subsidiaries, nor do they have the right (whether legally enforceable or not) to subscribe for or to nominate persons to subscribe for securities of the Issuer or the Guarantor or any of its subsidiaries.

7. The Certificates are not fully covered by the Underlying Stock held by Issuer or a trustee for and on behalf of the Issuer. The Issuer has appropriate risk management capabilities to manage the issue of the Certificates.
8. Société Générale, Singapore Branch, currently of 8 Marina Boulevard, #12-01 Marina Bay Financial Centre Tower 1, Singapore 018981, has been authorised to accept, on behalf of the Issuer and the Guarantor, service of process and any other notices required to be served on the Issuer or the Guarantor. Any notices required to be served on the Issuer or the Guarantor should be sent to Société Générale at the above address for the attention of Société Générale Legal Department.

9. Copies of the following documents may be inspected during usual business hours on any weekday (Saturdays, Sundays and holidays excepted) at the offices of Société Générale, Singapore Branch at 8 Marina Boulevard, #12-01 Marina Bay Financial Centre Tower 1, Singapore 018981, during the period of 14 days from the date of this document:
- (a) the Memorandum and Articles of Association of the Issuer and the Constitutional Documents of the Guarantor;
 - (b) the latest financial reports (including the notes thereto) of the Issuer;
 - (c) the latest financial reports (including the notes thereto) of the Guarantor;
 - (d) the consent letters from the Auditors to the Issuer and the Guarantor referred to in paragraph 6 above;
 - (e) the Base Listing Document;
 - (f) this document; and
 - (g) the Guarantee.

PLACING AND SALE

General

No action has been or will be taken by the Issuer that would permit a public offering of the Certificates or possession or distribution of any offering material in relation to the Certificates in any jurisdiction where action for that purpose is required. No offers, sales or deliveries of any Certificates, or distribution of any offering material relating to the Certificates may be made in or from any jurisdiction except in circumstances which will result in compliance with any applicable laws or regulations and will not impose any obligation on the Issuer. In the event that the Issuer contemplates a placing, placing fees may be payable in connection with the issue and the Issuer may at its discretion allow discounts to placees.

Each Certificate Holder undertakes that it will inform any subsequent purchaser of the terms and conditions of the Certificates and all such subsequent purchasers as may purchase such securities from time to time shall be deemed to be a Certificate Holder for the purposes of the Certificates and shall be bound by the terms and conditions of the Certificates.

Singapore

This document has not been registered as a prospectus with the Monetary Authority of Singapore. Accordingly, this document and any other document or material in connection with the offer or sale, or invitation for subscription or purchase, of Certificates may not be circulated or distributed, nor may Certificates be offered or sold, or be made the subject of an invitation for subscription or purchase, whether directly or indirectly, to persons in Singapore other than pursuant to, and in accordance with the conditions of, any applicable provision of the Securities and Futures Act, Chapter 289 of Singapore.

Hong Kong

Each dealer has represented and agreed, and each further dealer appointed in respect of the Certificates and each other purchaser will be required to represent and agree, that:

- (a) it has not offered or sold and will not offer or sell in Hong Kong, by means of any document, any Certificates (except for Certificates which are a "structured product" as defined in the Securities and Futures Ordinance (Cap.571) of Hong Kong ("SFO")) other than (i) to "professional investors" as defined in the SFO and any rules made under the SFO; or (ii) in other circumstances which do not result in the document being a "prospectus", as defined in the Companies (Winding Up and Miscellaneous Provisions) Ordinance (Cap. 32) of Hong Kong ("CWUMPO") or which do not constitute an offer to the public within the meaning of the CWUMPO; and
- (b) it has not issued or had in its possession for the purposes of issue, and will not issue or have in its possession for the purposes of issue, whether in Hong Kong or elsewhere, any advertisement, invitation or document relating to the Certificates, which is directed at, or the contents of which are likely to be accessed or read by, the public of Hong Kong (except if permitted to do so under the securities laws of Hong Kong) other than with respect to Certificates which are or are intended to be disposed of only to persons outside Hong Kong or only to "professional investors" as defined in the SFO and any rules made under the SFO.

European Economic Area

Each dealer represents and agrees, and each further dealer appointed in respect of the Certificates will be required to represent and agree, that it has not offered, sold or otherwise made

available and will not offer, sell, or otherwise make available any Certificates which are the subject of the offering as contemplated by this document to any retail investor in the European Economic Area. For the purposes of this provision:

- (a) the expression “**retail investor**” means a person who is one (or more) of the following:
 - (i) a retail client as defined in point (11) of Article 4(1) of Directive 2014/65/EU (as amended, “**MiFID II**”); or
 - (ii) a customer within the meaning of Directive 2016/97/EU (as amended, the Insurance Distribution Directive), where that customer would not qualify as a professional client as defined in point (10) of Article 4(1) of MiFID II; or
 - (iii) not a qualified investor as defined in Regulation (EU) 2017/1129 (as amended and superseded, the Prospectus Regulation); and
- (b) the expression “**offer**” includes the communication in any form and by any means of sufficient information on the terms of the offer and the Certificates to be offered so as to enable an investor to decide to purchase or subscribe for the Certificates.

United Kingdom

Each dealer represents and agrees, and each further dealer appointed in respect of the Certificates will be required to represent and agree, that it has not offered, sold or otherwise made available and will not offer, sell or otherwise make available any Certificates which are the subject of the offering as contemplated by this document to any retail investor in the United Kingdom. For the purposes of this provision:

- (a) the expression “**retail investor**” means a person who is one (or more) of the following:
 - (i) a retail client, as defined in point (8) of Article 2 of Regulation (EU) No 2017/565 as it forms part of domestic law by virtue of the European Union (Withdrawal) Act 2018 (“EUWA”); or
 - (ii) a customer within the meaning of the provisions of the Financial Services and Markets Act, as amended (the “**FSMA**”) and any rules or regulations made under the FSMA to implement Directive (EU) 2016/97, where that customer would not qualify as a professional client, as defined in point (8) of Article 2(1) of Regulation (EU) No 600/2014 as it forms part of domestic law by virtue of the EUWA; or
 - (iii) not a qualified investor as defined in Article 2 of Regulation (EU) 2017/1129 as it forms part of domestic law by virtue of the EUWA; and
- (b) the expression an “**offer**” includes the communication in any form and by any means of sufficient information on the terms of the offer and the Certificates to be offered so as to enable an investor to decide to purchase or subscribe for the Certificates.

Each dealer further represents and agrees, and each further dealer appointed in respect of the Certificates will be required to further represent and agree, that:

- (a) in respect to Certificates having a maturity of less than one year: (i) it is a person whose ordinary activities involve it in acquiring, holding, managing or disposing of investments (as principal or agent) for the purposes of its business; and (ii) it has not offered or sold and will not offer or sell any Certificates other than to persons whose ordinary activities involve them in acquiring, holding, managing or disposing of investments (as principal or agent) for the purposes of their businesses or who it is reasonable to expect will acquire, hold, manage or dispose of investments (as principal or agent) for the purposes of their businesses where the issue of the

Certificates would otherwise constitute a contravention of Section 19 of the FSMA by the Issuer;

- (b) it has only communicated or caused to be communicated and will only communicate or cause to be communicated an invitation or inducement to engage in investment activity (within the meaning of section 21 of the FSMA) received by it in connection with the issue or sale of any Certificates in circumstances in which section 21(1) of the FSMA does not apply to the Issuer or the Guarantor; and
- (c) it has complied and will comply with all applicable provisions of the FSMA with respect to anything done by it in relation to any Certificates in, from or otherwise involving the United Kingdom.

United States

The Certificates and the Guarantee have not been and will not be registered under the United States Securities Act of 1933, as amended (the “**Securities Act**”) or any state securities law, and trading in the Certificates has not been approved by the United States Commodity Futures Trading Commission (the “**CFTC**”) under the United States Commodity Exchange Act of 1936, as amended (the “**Commodity Exchange Act**”) and the Issuer will not be registered as an investment company under the United States Investment Company Act of 1940, as amended, and the rules and regulations thereunder. None of the Securities and Exchange Commission, any state securities commission or regulatory authority or any other United States, French or other regulatory authority has approved or disapproved of the Certificates or the Guarantee or passed upon the accuracy or adequacy of this document. Accordingly, Certificates, or interests therein, may not at any time be offered, sold, resold, traded, pledged, exercised, redeemed, transferred or delivered, directly or indirectly, in the United States or to, or for the account or benefit of, U.S. persons, nor may any U.S. person at any time trade, own, hold or maintain a position in the Certificates or any interests therein. In addition, in the absence of relief from the CFTC, offers, sales, re-sales, trades, pledges, exercises, redemptions, transfers or deliveries of Certificates, or interests therein, directly or indirectly, in the United States or to, or for the account or benefit of, U.S. persons, may constitute a violation of United States law governing commodities trading and commodity pools. Consequently, any offer, sale, resale, trade, pledge, exercise, redemption, transfer or delivery made, directly or indirectly, within the United States or to, or for the account or benefit of, a U.S. person will not be recognised.

Each dealer has represented and agreed, and each further dealer will be required to represent and agree, that it has not and will not at any time offer, sell, resell, trade, pledge, exercise, redeem, transfer or deliver, directly or indirectly, Certificates in the United States or to, or for the account or benefit of, any U.S. person or to others for offer, sale, resale, trade, pledge, exercise, redeem, transfer or delivery, directly or indirectly, in the United States or to, or for the account or benefit of, any such U.S. person. Any person purchasing Certificates of any tranches must agree with the relevant dealer or the seller of such Certificates that (i) it will not at any time offer, sell, resell, trade, pledge, exercise, redeem, transfer or deliver, directly or indirectly, any Certificates in the United States or to, or for the account or benefit of, any U.S. person or to others for offer, sale, resale, trade, pledge, exercise, redemption, transfer or delivery, directly or indirectly, in the United States or to, or for the account or benefit of, any U.S. person, and (ii) it is not purchasing any Certificates for the account or benefit of any U.S. person.

Exercise or otherwise redemption of Certificates will be conditional upon certification that each person exercising or otherwise redeeming a Certificate is not a U.S. person or in the United States and that the Certificate is not being exercised or otherwise redeemed on behalf of a U.S. person. No payment will be made to accounts of holders of the Certificates located in the United States.

As used in the preceding paragraphs, the term “**United States**” includes the territories, the possessions and all other areas subject to the jurisdiction of the United States of America, and the term

“U.S. person” means any person who is (i) a U.S. person as defined under Regulation S under the Securities Act, (ii) a U.S. person as defined in paragraph 7701(a)(30) of the Internal Revenue Code of 1986, or (iii) a person who comes within any definition of U.S. person for the purposes of the United States Commodity Exchange Act of 1936, as amended (the **“CEA”**) or any rules thereunder of the CFTC (the **“CFTC Rules”**), guidance or order proposed or issued under the CEA (for the avoidance of doubt, any person who is not a “Non-United States person” defined under CFTC Rule 4.7(a)(1)(iv), but excluding, for purposes of subsection (D) thereof, the exception for qualified eligible persons who are not “Non-United States persons”, shall be considered a U.S. person).

APPENDIX I

REPRODUCTION OF THE UNAUDITED CONDENSED CONSOLIDATED FINANCIAL STATEMENTS FOR THE SIX MONTHS ENDED 30 JUNE 2021 OF WUXI BIOLOGICS (CAYMAN) INC. AND ITS SUBSIDIARIES

The information set out below is a reproduction of the unaudited condensed consolidated financial statements of the Company and its subsidiaries for the six months ended 30 June 2021 and has been extracted and reproduced from an announcement by the Company released on 21 September 2021 in relation to the same.

Report on Review of Condensed Consolidated Financial Statements

Deloitte.

德勤

TO THE BOARD OF DIRECTORS OF WUXI BIOLOGICS (CAYMAN) INC.
(incorporated in the Cayman Islands with limited liability)

Introduction

We have reviewed the condensed consolidated financial statements of WuXi Biologics (Cayman) Inc. (the “Company”) and its subsidiaries (collectively referred to as the “Group”) set out on pages 52 to 112, which comprise the condensed consolidated statement of financial position as of June 30, 2021 and the related condensed consolidated statement of profit or loss and other comprehensive income, statement of changes in equity and statement of cash flows for the six-month period then ended, and certain explanatory notes. The Rules Governing the Listing of Securities on The Stock Exchange of Hong Kong Limited require the preparation of a report on interim financial information to be in compliance with the relevant provisions thereof and International Accounting Standard 34 “Interim Financial Reporting” (“IAS 34”) issued by the International Accounting Standards Board. The directors of the Company are responsible for the preparation and presentation of these condensed consolidated financial statements in accordance with IAS 34. Our responsibility is to express a conclusion on these condensed consolidated financial statements based on our review, and to report our conclusion solely to you, as a body, in accordance with our agreed terms of engagement, and for no other purpose. We do not assume responsibility towards or accept liability to any other person for the contents of this report.

Scope of Review

We conducted our review in accordance with Hong Kong Standard on Review Engagements 2410 “Review of Interim Financial Information Performed by the Independent Auditor of the Entity” issued by the Hong Kong Institute of Certified Public Accountants. A review of these condensed consolidated financial statements consists of making inquiries, primarily of persons responsible for financial and accounting matters, and applying analytical and other review procedures. A review is substantially less in scope than an audit conducted in accordance with Hong Kong Standards on Auditing and consequently does not enable us to obtain assurance that we would become aware of all significant matters that might be identified in an audit. Accordingly, we do not express an audit opinion.

Conclusion

Based on our review, nothing has come to our attention that causes us to believe that the condensed consolidated financial statements are not prepared, in all material respects, in accordance with IAS 34.

Deloitte Touche Tohmatsu
Certified Public Accountants
Hong Kong

August 23, 2021

Condensed Consolidated Statement of Profit or Loss and Other Comprehensive Income

For the six months ended June 30, 2021

	NOTES	Six months ended June 30,	
		2021	2020
		RMB'000 (Unaudited)	RMB'000 (Unaudited)
Revenue	4	4,406,754	1,944,103
Cost of sales and services		(2,109,921)	(1,156,797)
Gross profit		2,296,833	787,306
Other income	5	127,273	148,429
Other gains and losses	6	311,533	225,716
Impairment losses under expected credit loss model, net of reversal	8	(133,166)	(56,587)
Selling and marketing expenses		(60,356)	(48,460)
Administrative expenses		(347,640)	(203,378)
Research and development expenses		(115,375)	(124,414)
Share of loss of an associate		—	(1,101)
Finance costs	7	(20,874)	(22,405)
Profit before tax	8	2,058,228	705,106
Income tax (expense) credit	9	(175,450)	25,598
Profit for the period		1,882,778	730,704
Other comprehensive expense:			
<i>Items that may be reclassified subsequently to profit or loss:</i>			
Exchange differences on translation of foreign operations		(223,762)	(2,463)
Fair value loss on hedging instruments designated in fair value hedges and cash flow hedges, net of related income tax		(127,558)	(49,568)
Other comprehensive expense for the period		(351,320)	(52,031)
Total comprehensive income for the period		1,531,458	678,673

Condensed Consolidated Statement of Profit or Loss and Other Comprehensive Income

For the six months ended June 30, 2021

		Six months ended June 30,	
		2021	2020
	NOTES	RMB'000 (Unaudited)	RMB'000 (Unaudited)
Profit (loss) for the period attributable to:			
Owners of the Company		1,842,140	736,113
Non-controlling interests		40,638	(5,409)
		1,882,778	730,704
Total comprehensive income (expense) for the period attributable to:			
Owners of the Company		1,503,365	683,761
Non-controlling interests		28,093	(5,088)
		1,531,458	678,673
		RMB	RMB
Earnings per share — Basic	11	0.44	0.19
— Diluted	11	0.42	0.18

Condensed Consolidated Statement of Financial Position

As at June 30, 2021

		June 30, 2021	December 31, 2020
	NOTES	RMB'000 (Unaudited)	RMB'000 (Audited)
Non-current Assets			
Property, plant and equipment	12	16,206,245	11,996,171
Right-of-use assets	12	1,532,440	874,153
Goodwill	13	1,334,140	185,408
Intangible assets	14	585,498	391,857
Investment of an associate measured at fair value through profit or loss ("FVTPL")	15	398,718	187,520
Equity instruments at fair value through other comprehensive income ("FVTOCI")	16	125,904	127,167
Financial assets at FVTPL	17	1,084,079	758,813
Finance lease receivables		84,464	87,672
Derivative financial assets	27	15,701	20,870
Deferred tax assets		174,706	80,136
Other long-term deposits and prepayments	18	59,535	49,478
		21,601,430	14,759,245
Current Assets			
Inventories	19	1,706,759	1,084,192
Finance lease receivables		8,940	8,615
Trade and other receivables	20	4,771,475	3,241,878
Contract assets	21	54,282	24,069
Contract costs	22	673,516	392,123
Tax recoverable		5,342	3,147
Derivative financial assets	27	289,336	440,997
Financial assets at FVTPL	17	735,744	112,469
Time deposits	23	1,921,880	1,272,356
Pledged bank deposits	23	530,336	528,787
Bank balances and cash	23	11,281,712	7,095,735
		21,979,322	14,204,368
Current Liabilities			
Trade and other payables	24	2,706,626	2,728,543
Borrowings	25	1,160,640	767,126
Contract liabilities	26	1,064,450	664,863
Income tax payable		309,674	250,893
Lease liabilities		133,438	60,711
Derivative financial liabilities	27	66,734	26,112
		5,441,562	4,498,248
Net Current Assets		16,537,760	9,706,120
Total Assets less Current Liabilities		38,139,190	24,465,365

Condensed Consolidated Statement of Financial Position

As at June 30, 2021

		June 30, 2021	December 31, 2020
	NOTES	RMB'000 (Unaudited)	RMB'000 (Audited)
Non-current Liabilities			
Deferred tax liabilities		197,675	180,885
Borrowings	25	2,073,931	1,837,623
Financial liability at FVTPL	32	154,682	—
Contract liabilities	26	657,305	659,949
Lease liabilities		1,231,420	666,513
Derivative financial liabilities	27	6,313	7,259
Deferred income	28	234,085	213,740
		4,555,411	3,565,969
Net Assets		33,583,779	20,899,396
Capital and Reserves			
Share capital	29	234	225
Reserves		33,220,501	20,564,220
Equity attributable to owners of the Company		33,220,735	20,564,445
Non-controlling interests		363,044	334,951
Total Equity		33,583,779	20,899,396

The condensed consolidated financial statements on pages 52 to 112 were approved and authorized for issue by the Board of Directors on August 23, 2021 and are signed on its behalf by:

Zhisheng Chen
DIRECTOR

Weichang Zhou
DIRECTOR

Condensed Consolidated Statement of Changes in Equity

For the six months ended June 30, 2021

	Attributable to owners of the Company											Total RMB'000
	Share capital RMB'000	Share premium RMB'000	Statutory reserve RMB'000 (note i)	Equity-settled share-based compensation reserve RMB'000 (note ii)	Cash flow and fair value hedging reserve RMB'000	FVTOCI reserve RMB'000	Group reorganization reserve RMB'000 (note iii)	Foreign currency translation reserve RMB'000	Retained earnings RMB'000	Sub-total RMB'000	Non- controlling interests RMB'000	
At January 1, 2020 (Audited)	214	10,260,207	201,182	435,907	15,120	—	(4,636)	(2,526)	1,878,895	12,784,363	111,737	12,896,100
Profit for the period	—	—	—	—	—	—	—	—	736,113	736,113	(5,409)	730,704
Other comprehensive income (expense) for the period												
— Fair value adjustments on foreign currency forward contracts designated as cash flow hedges	—	—	—	—	(73,301)	—	—	—	—	(73,301)	—	(73,301)
— Recycling from cash flow hedging reserve to profits or loss arising from foreign currency forward contracts	—	—	—	—	23,733	—	—	—	—	23,733	—	23,733
— Exchange difference arising from translation of foreign operations	—	—	—	—	—	—	—	(2,784)	—	(2,784)	321	(2,463)
Total comprehensive income (expense) for the period	—	—	—	—	(49,568)	—	—	(2,784)	736,113	683,761	(5,088)	678,673
Recognition of equity-settled share-based compensation	—	—	—	128,347	—	—	—	—	—	128,347	—	128,347
Exercise of pre-IPO share options and vest of restricted shares	1	79,341	—	(41,531)	—	—	—	—	—	37,811	—	37,811
Issue of new shares (Note 29)	1	(1)	—	—	—	—	—	—	—	—	—	—
Capital injection by non-controlling shareholders	—	—	—	—	—	—	—	—	—	—	37,922	37,922
Disposal of partial equity interest in subsidiaries without losing control	—	—	—	—	—	—	—	—	407	407	(407)	—
Transaction costs attributable to issue of new shares	—	(286)	—	—	—	—	—	—	—	(286)	—	(286)
At June 30, 2020 (Unaudited)	216	10,339,261	201,182	522,723	(34,448)	—	(4,636)	(5,310)	2,615,415	13,634,403	144,164	13,778,567
At January 1, 2021 (Audited)	225	15,949,665	333,657	640,531	241,720	(2,686)	(4,636)	(29,744)	3,435,713	20,564,445	334,951	20,899,396
Profit for the period	—	—	—	—	—	—	—	—	1,842,140	1,842,140	40,638	1,882,778
Other comprehensive income (expense) for the period												
— Fair value adjustments on fair value hedges and cash flow hedges	—	—	—	—	84,577	—	—	—	—	84,577	—	84,577
— Recycling from cash flow hedging reserve to profits or loss	—	—	—	—	(212,135)	—	—	—	—	(212,135)	—	(212,135)
— Exchange difference arising from translation of foreign operations	—	—	—	—	—	—	—	(211,217)	—	(211,217)	(12,545)	(223,762)
Total comprehensive income (expense) for the period	—	—	—	—	(127,558)	—	—	(211,217)	1,842,140	1,503,365	28,093	1,531,458
Recognition of equity-settled share-based compensation	—	—	—	222,623	—	—	—	—	—	222,623	—	222,623
Exercise of pre-IPO share options and vest of restricted shares	2	127,116	—	(95,845)	—	—	—	—	—	31,273	—	31,273
Issue of new shares (Note 29)	7	10,977,731	—	—	—	—	—	—	—	10,977,738	—	10,977,738
Transaction costs attributable to issue of new shares	—	(78,709)	—	—	—	—	—	—	—	(78,709)	—	(78,709)
At June 30, 2021 (Unaudited)	234	26,975,803	333,657	767,309	114,162	(2,686)	(4,636)	(240,961)	5,277,853	33,220,735	363,044	33,583,779

Condensed Consolidated Statement of Changes in Equity

For the six months ended June 30, 2021

Notes:

- (i) In accordance with the Articles of Association of all subsidiaries of WuXi Biologics (Cayman) Inc. (the “Company”) established in the People’s Republic of China (the “PRC”), they are required to transfer 10% of the profit after tax to the statutory reserve until the reserve reaches 50% of their registered capital. Transfer to this reserve must be made before distributing dividends to equity holders. The statutory reserve can be used to make up for previous years’ losses, expand the existing operations or convert into additional capital of the subsidiaries.
- (ii) The amount represents the equity-settled share-based compensation in respect of share options for shares of WuXi PharmaTech (Cayman) Inc. (“WuXi PharmaTech”), the then ultimate holding company of the Company before the completion of a group reorganization of the Company (see note iii below), for the equity instruments granted by WuXi PharmaTech to certain directors of the Company and employees of the Company and its subsidiaries (collectively referred to as the “Group”) for their service rendered to the Group, and the equity-settled share-based compensation under the Company’s pre-IPO share option scheme (the “Pre-IPO Share Option Scheme”) and the Company’s restricted share award scheme (the “Restricted Share Award Scheme”) as disclosed in Note 34.
- (iii) Group reorganization reserve represents the combined capital contribution of the entities comprising the Group, net of the settlement of the payables to their then shareholders; and the administration service cost borne or on behalf of the fellow subsidiaries by the Company prior to the completion of a group reorganization to rationalize the current group structure as at December 31, 2015.

Condensed Consolidated Statement of Cash Flows

For the six months ended June 30, 2021

	Six months ended June 30,	
	2021 RMB'000 (Unaudited)	2020 RMB'000 (Unaudited)
NET CASH FROM OPERATING ACTIVITIES	798,005	430,593
INVESTING ACTIVITIES		
Receipt of interest from banks	15,832	29,587
Proceeds on disposal of property, plant and equipment	73,347	35,288
Purchases of property, plant and equipment	(4,073,130)	(2,913,068)
Payments for rental deposits	(20,909)	(4,768)
Payments for acquisition deposits	(9,316)	—
Withdrawal of other financial assets	—	1,401,000
Purchase of other financial assets	—	(1,093,000)
Withdrawal of financial assets at FVTPL	41,264,040	7,381,510
Placement of financial assets at FVTPL	(42,018,035)	(8,241,462)
R&D and other grants received	17,344	15,240
Withdrawal of time deposits	177,768	—
Placement of time deposits	(840,574)	(534,003)
Placement of pledged bank deposits	—	(97,147)
Acquisition of investment of an associate measured at FVTPL	(354,526)	—
Settlement of derivative financial instruments	2,679	(10,227)
Payment for acquisition of subsidiaries	(2,025,922)	—
Repayment of loan to an associate	50,000	—
NET CASH USED IN INVESTING ACTIVITIES	(7,741,402)	(4,031,050)
FINANCING ACTIVITIES		
Proceeds from bank borrowings	650,290	1,169,935
Repayments of bank borrowings	(284,051)	(142,300)
Interest paid	(41,598)	(35,697)
Repayments of lease liabilities	(39,408)	(22,948)
Capital injection by non-controlling shareholders	—	37,922
Proceeds from issue of ordinary shares	10,977,738	—
Payment of issue cost	(78,709)	(286)
Proceeds from exercise of pre-IPO share options	31,273	37,811
NET CASH FROM FINANCING ACTIVITIES	11,215,535	1,044,437
Effect of foreign exchange rate changes	(86,161)	60,630
NET INCREASE (DECREASE) IN CASH AND CASH EQUIVALENTS	4,185,977	(2,495,390)
CASH AND CASH EQUIVALENTS AT BEGINNING OF PERIOD	7,095,735	6,205,496
CASH AND CASH EQUIVALENTS AT END OF PERIOD, REPRESENTED BY BANK BALANCES AND CASH	11,281,712	3,710,106

Notes to the Condensed Consolidated Financial Statements

For the six months ended June 30, 2021

1. GENERAL INFORMATION

The Company was established in the Cayman Islands as an exempted company with limited liability on February 27, 2014, and its shares have been listed on the Main Board of The Stock Exchange of Hong Kong Limited (the “Stock Exchange”) since June 13, 2017. The Company is an investment holding company. The Group is principally engaged in provision of discovery, development and manufacturing of biologics services.

The functional currency of the Company is Renminbi (“RMB”), which is the same as the presentation currency of the condensed consolidated financial statements.

2. BASIS OF PREPARATION OF CONDENSED CONSOLIDATED FINANCIAL STATEMENTS

The condensed consolidated financial statements have been prepared in accordance with International Accounting Standard 34 (“IAS 34”) “Interim Financial Reporting” issued by the International Accounting Standards Board (“IASB”) as well as the applicable disclosure requirements of Appendix 16 to the Rules Governing the Listing of Securities on the Stock Exchange.

3. PRINCIPAL ACCOUNTING POLICIES

The condensed consolidated financial statements have been prepared on the historical cost basis except for certain financial instruments, which are measured at fair values, as appropriate.

Other than additional accounting policies resulting from application of amendments to International Financial Reporting Standards (“IFRSs”), the accounting policies and methods of computation used in the condensed consolidated financial statements for the six months ended June 30, 2021 are the same as those presented in the Group’s annual financial statements for the year ended December 31, 2020.

Application of amendments to IFRSs

In the current interim period, the Group has applied the following amendments to IFRSs issued by the IASB, for the first time, which are mandatorily effective for the annual periods beginning on or after January 1, 2021 for the preparation of the Group’s condensed consolidated financial statements:

*Amendments to IFRS 9, IAS 39, Interest Rate Benchmark Reform — Phase 2
IFRS 7, IFRS 4 and IFRS 16*

In addition, the Group has early applied the Amendment to IFRS 16 “Covid-19-Related Rent Concessions beyond June 30, 2021”.

Notes to the Condensed Consolidated Financial Statements

For the six months ended June 30, 2021

3. PRINCIPAL ACCOUNTING POLICIES (continued)

Application of amendments to IFRSs (continued)

Except as described below, the application of the amendments to IFRSs in the current interim period has had no material impact on the Group's financial positions and performance for the current and prior periods and/or on the disclosures set out in these condensed consolidated financial statements.

3.1 Impacts on early application of Amendment to IFRS 16 "Covid-19-Related Rent Concessions beyond June 30, 2021"

The Group has early applied the amendment in the current interim period. The application of this amendment has had no material impact on the Group's financial positions and performance for the current and prior periods.

3.2 Impacts and accounting policies on application of Amendments to IFRS 9, IAS 39, IFRS 7, IFRS 4 and IFRS 16 "Interest Rate Benchmark Reform — Phase 2"

3.2.1 Accounting policies

Financial instruments

Changes in the basis for determining the contractual cash flows as a result of interest rate benchmark reform

For changes in the basis for determining the contractual cash flows of a financial asset or financial liability to which the amortized cost measurement applies as a result of interest rate benchmark reform, the Group applies the practical expedient to account for these changes by updating the effective interest rate, such change in effective interest rate normally has no significant effect on the carrying amount of the relevant financial asset or financial liability.

A change in the basis for determining the contractual cash flows is required by interest rate benchmark reform if and only if, both these conditions are met:

- the change is necessary as a direct consequence of interest rate benchmark reform; and
- the new basis for determining the contractual cash flows is economically equivalent to the previous basis (i.e. the basis immediately preceding the change).

Notes to the Condensed Consolidated Financial Statements

For the six months ended June 30, 2021

3. PRINCIPAL ACCOUNTING POLICIES (continued)

3.2 Impacts and accounting policies on application of Amendments to IFRS 9, IAS 39, IFRS 7, IFRS 4 and IFRS 16 “Interest Rate Benchmark Reform — Phase 2” (continued)

3.2.1 Accounting policies (continued)

Financial instruments (continued)

Hedge accounting

For changes made to the hedged risk, hedged item or hedging instrument required by interest rate benchmark reform, the Group amends the formal designation of a hedging relationship to reflect the changes by the end of the reporting period during which the relevant changes were made. Such an amendment to the formal designation of the hedging relationship constitutes neither the discontinuation of the hedging relationship nor the designation of a new hedging relationship.

Cash flows hedges

When a hedged item in a cash flow hedge is amended to reflect the changes that are required by the interest rate benchmark reform, the amount accumulated in the cash flow hedge reserve is deemed to be based on the alternative benchmark rate on which the hedged future cash flows are determined.

3.2.2 Transition and summary of effects

As at June 30, 2021, borrowings amounting to RMB2,915,057,000 and hedging instruments with notional amount of United States dollars (“US\$”)306,720,000 were subject to the interest rate benchmark reform as they were related to London Interbank Offered Rate (“LIBOR”) and/or Euro Interbank Offered Rate (“EURIBOR”). The Group intends to apply the practical expedient in relation to the changes in contractual cash flows resulting from the interest rate benchmark reform for borrowings measured at amortized cost. The amendments have had no impact on the condensed consolidated financial statements as none of the above contracts has been transitioned to the relevant replacement rates during the interim period. The impacts on application of the amendments, if any, including additional disclosures, will be reflected in the Group’s consolidated financial statements for the year ending December 31, 2021.

Notes to the Condensed Consolidated Financial Statements

For the six months ended June 30, 2021

4. REVENUE

(i) Disaggregation of revenue from contracts with customers

The Group derives its revenue from the transfer of goods and services at a point in time and over time in the following major service lines:

	Six months ended June 30,	
	2021	2020
	RMB'000 (Unaudited)	RMB'000 (Unaudited)
Type of goods or services		
Services		
— Research services on fee-for-service (“FFS”) basis	3,298,466	1,831,074
— Research services on full-time-equivalent (“FTE”) basis	89,269	59,253
— Project management organization (“PMO”) services	8,960	—
	3,396,695	1,890,327
Sales of goods		
— Sales of goods on commercial manufacturing contracts (“CMO”) basis	888,935	29,383
— Sales of other biologics products	121,124	24,393
	1,010,059	53,776
Total	4,406,754	1,944,103

Notes to the Condensed Consolidated Financial Statements

For the six months ended June 30, 2021

4. REVENUE (continued)

(i) Disaggregation of revenue from contracts with customers (continued)

	Six months ended June 30,	
	2021	2020
	RMB'000 (Unaudited)	RMB'000 (Unaudited)
Timing of revenue recognition		
A point in time		
— Research services on FFS basis	3,282,980	1,831,074
— Sales of goods on CMO basis	888,935	29,383
— Sales of other biologics products	121,124	24,393
Over time		
— Research services on FFS basis	15,486	—
— Research services on FTE basis	89,269	59,253
— PMO services	8,960	—
	4,406,754	1,944,103

For the purpose of resources allocation and performance assessment, the chief operating decision maker (i.e. the chief executive officer of the Company) reviews the overall results and financial position of the Group as a whole prepared based on the same accounting policies of the Group. Accordingly, the Group has only one single operating and reportable segment and no further analysis of this single segment is presented.

Notes to the Condensed Consolidated Financial Statements

For the six months ended June 30, 2021

4. REVENUE (continued)

(ii) Entity-wide disclosure

Geographical information

An analysis of the Group's revenue from external customers, analyzed by their respective country/region of operation, is detailed below:

	Six months ended June 30,	
	2021	2020
	RMB'000 (Unaudited)	RMB'000 (Unaudited)
Revenue		
— North America	2,189,224	878,201
— PRC	1,161,009	815,731
— Europe	989,933	122,693
— Rest of the world	66,588	127,478
	4,406,754	1,944,103

As at June 30, 2021, the Group's non-current assets located in Ireland, Germany and the United States ("US") are amounted to RMB7,097,975,000, RMB2,445,739,000 and RMB778,484,000 (December 31, 2020: RMB5,835,495,000, RMB962,725,000 and RMB452,971,000) respectively, the remaining non-current assets of the Group are mainly located in the PRC.

Notes to the Condensed Consolidated Financial Statements

For the six months ended June 30, 2021

5. OTHER INCOME

	Six months ended June 30,	
	2021	2020
	RMB'000 (Unaudited)	RMB'000 (Unaudited)
Interest income from banks and other financial assets at amortized cost	26,289	29,373
R&D and other grants related to		
— Assets (note i)	17,760	4,044
— Income (note ii)	82,765	114,442
Others	459	570
	127,273	148,429

Notes:

- i. The Group has received certain R&D and other grants for supporting the investment in laboratory equipment. The grants were recognized in profit or loss over the useful lives of the relevant assets. Details of the grants are set out in Note 28.
- ii. The R&D and other grants have been received for the Group's contribution to the local high-tech industry and economy. These grants are unconditional and accounted for as immediate financial support with neither future related costs expected to be incurred nor related to any assets.

Notes to the Condensed Consolidated Financial Statements

For the six months ended June 30, 2021

6. OTHER GAINS AND LOSSES

	Six months ended June 30,	
	2021	2020
	RMB'000	RMB'000
	(Unaudited)	(Unaudited)
Net foreign exchange gain	88,907	123,050
Gain on derivative financial instruments	4,176	—
Fair value gain (loss) on		
— listed equity securities at FVTPL	153,965	84,156
— unlisted equity investments at FVTPL	14,967	(17,117)
— investment of an associate measured at FVTPL	13,335	—
Fair value changes from wealth management products	30,689	30,311
Others	5,494	5,316
	311,533	225,716

7. FINANCE COSTS

	Six months ended June 30,	
	2021	2020
	RMB'000	RMB'000
	(Unaudited)	(Unaudited)
Interest expense on financing component of an advance payment received from a customer	4,884	—
Interest expense on bank borrowings	30,043	32,313
Interest expense on lease liabilities	13,669	8,452
Less: amounts capitalized in the cost of qualifying assets	(27,722)	(18,360)
	20,874	22,405

During the current interim period, borrowing cost arose on the specific borrowings were capitalized to expenditure on qualifying assets at rates varying from 1.29% to 2.31% (2020: from 1.29% to 3.14%) per annum.

Notes to the Condensed Consolidated Financial Statements

For the six months ended June 30, 2021

8. PROFIT BEFORE TAX

Profit before tax has been arrived at after charging (crediting) the following items:

	Six months ended June 30,	
	2021	2020
	RMB'000 (Unaudited)	RMB'000 (Unaudited)
Depreciation of property, plant and equipment	263,462	169,681
Depreciation of right-of-use assets	47,334	28,054
	310,796	197,735
Staff cost (including directors' emoluments):		
— Salaries and other benefits	1,184,808	649,301
— Retirement benefit scheme contributions	90,244	33,037
— Share-based payment expenses	222,623	128,347
	1,497,675	810,685
Impairment losses, net of reversal		
— Trade receivables	125,414	50,463
— Contract assets	412	1,174
— Receivables for purchase of raw materials on behalf of customers	7,340	4,950
	133,166	56,587
Amortization of intangible assets	21,335	16,126
Covid-19-related rent concessions	(177)	(484)
Write-down of inventories (included in cost of sales and services)	23,560	4,812
Write-down of contract costs (included in cost of sales and services)	16,286	20,170
Loss on disposal of property, plant and equipment	766	894
Cost of inventories recognized as expense	861,958	314,655
Less: Capitalized in contract costs and property, plant and equipment	(492,701)	(288,779)

Notes to the Condensed Consolidated Financial Statements

For the six months ended June 30, 2021

9. INCOME TAX EXPENSE (CREDIT)

	Six months ended June 30,	
	2021	2020
	RMB'000 (Unaudited)	RMB'000 (Unaudited)
Current tax:		
— PRC Enterprise Income Tax ("EIT")	317,493	107,343
— Hong Kong Profits Tax	35,219	1,479
— Ireland Income Taxes	379	—
— US Federal and State Income Taxes	39	—
Over provision in prior years	(132,639)	(107,979)
	220,491	843
Deferred tax:		
— Current period	(45,041)	(26,441)
	175,450	(25,598)

The Company is registered as an exempted company and as such is not subject to Cayman Islands taxation.

Under the two-tiered profits tax rates regime in Hong Kong, the first HK\$2 million of profits of the qualifying group entity will be taxed at 8.25%, and profits above HK\$2 million will be taxed at 16.5%.

Under the Law of the PRC on Enterprise Income Tax (the "EIT Law") and Implementation Regulation of the EIT Law, the EIT rate of the PRC subsidiaries is 25%, with the exception of WuXi Biologics Co., Ltd. ("WuXi Co."), WuXi Biologics (Shanghai) Co., Ltd. ("Shanghai Biologics"), WuXi Biologics (Suzhou) Co., Ltd. ("Suzhou Biologics"), WuXi Biologics Conjugation Co., Ltd, Pinghu U-Pure Biosciences Co., Ltd. ("U-Pure") and WuXi Biologics (Beijing) Co., Ltd. ("Beijing Biologics").

According to PRC tax laws, WuXi Co., Shanghai Biologics and U-Pure were accredited as a "High and New Technology Enterprise" and were therefore entitled to a preferential EIT rate of 15% for a period of three years starting from 2019 which is renewable upon expiry in year 2021.

Notes to the Condensed Consolidated Financial Statements

For the six months ended June 30, 2021

9. INCOME TAX EXPENSE (CREDIT) (continued)

According to PRC tax laws, Suzhou Biologics was accredited as a “High and New Technology Enterprise” and was therefore entitled to a preferential EIT rate of 15% for a period of three years starting from 2018. During the six months ended June 30, 2021, Suzhou Biologics applied for renewal of its “High and New Technology Enterprise” accreditation and the relevant government authority is still in the process to assess the “High and New Technology Enterprise” accreditation. The directors of the Company are of the view that it is very probable that Suzhou Biologics can get the “High and New Technology Enterprise” accreditation by end of 2021 based on Company’s assessment and historical practice. Accordingly, the estimated tax rate for Suzhou Biologics for current interim period is 15% (six months ended June 30, 2020: 15%).

According to PRC tax laws, WuXi Biologics Conjugation Co., Ltd. was accredited as a “High and New Technology Enterprise” and was therefore entitled to a preferential EIT rate of 15% for a period of three years starting from 2020 which is renewable upon expiry in year 2022.

Beijing Biologics is eligible for “Micro and Small Enterprise” tax preference for the current interim period.

Taxation arising in other jurisdictions is calculated at the rates prevailing in the relevant jurisdictions.

10. DIVIDENDS

No dividends were paid, declared or proposed during the current interim period. The directors of the Company have resolved not to declare any interim dividend in respect of the interim period.

11. EARNINGS PER SHARE

The calculation of basic and diluted earnings per share attributable to owners of the Company is based on the following data:

	Six months ended June 30,	
	2021	2020
	RMB'000	RMB'000
	(Unaudited)	(Unaudited)
Earnings attributable to owners of the Company		
Earnings for the purpose of calculating basic and diluted earnings per share	1,842,140	736,113

Notes to the Condensed Consolidated Financial Statements

For the six months ended June 30, 2021

11. EARNINGS PER SHARE (continued)

	Six months ended June 30,	
	2021 (Unaudited)	2020 (Unaudited)
Number of Shares		
Weighted average number of ordinary shares for the purpose of calculating basic earnings per share	4,149,321,757	3,875,506,623
Effect of dilutive potential ordinary shares:		
Share options	224,232,937	247,634,496
Restricted shares	34,277,112	22,097,559
Weighted average number of ordinary shares for the purpose of calculating diluted earnings per share	4,407,831,806	4,145,238,678

The weighted average number of ordinary shares shown above have been arrived at after deducting the weighted average effect on 49,367,119 shares (June 30, 2020: 43,192,608 shares) held by a trustee under Restricted Share Award Scheme as set out in Note 34 and after adjusting the effect of Share Subdivision as defined in Note 29 for the six months ended June 30, 2020.

The effect of dilutive potential ordinary shares (i.e. share options and restricted shares) shown above and basic and diluted earnings per share were stated after taking into account the effect of the Share Subdivision as defined in Note 29.

Comparative figures have also been restated on the assumption that the Share Subdivision as defined in Note 29 had been effective in prior interim period.

12. MOVEMENTS IN PROPERTY, PLANT AND EQUIPMENT AND RIGHT-OF-USE ASSETS

During the current interim period, the Group had the following significant movements in property, plant and equipment and right-of-use assets:

- i. The Group disposed of certain machinery and equipment with an aggregate carrying amount of RMB1,718,000 for cash proceeds of RMB888,000 resulting a loss on disposal of RMB830,000 (six months ended June 30, 2020: RMB1,048,000, RMB154,000 and RMB894,000 respectively). The Group also disposed the staff living quarters in Shanghai to eligible employees, certain of which are under finance lease agreement.

Notes to the Condensed Consolidated Financial Statements

For the six months ended June 30, 2021

12. MOVEMENTS IN PROPERTY, PLANT AND EQUIPMENT AND RIGHT-OF-USE ASSETS (continued)

- ii. The Group acquired RMB4,739,194,000 (six months ended June 30, 2020: RMB2,976,730,000) of property, plant and equipment for the expansion of production facilities and distribution capacity, out of which property, plant and equipment amounting to RMB382,776,000 and RMB450,705,000 were acquired through the acquisition of CMAB Group and Pfizer Hangzhou, respectively, as set out in Note 32.
- iii. The Group entered into several new lease agreements for the use of offices, laboratories and plant from 2 to 20 years (six months ended June 30, 2020: 2 to 20 years). On lease commencement, the Group recognized right-of-use assets of RMB678,391,000 and lease liabilities of RMB674,637,000 (six months ended June 30, 2020: RMB468,264,000 and RMB464,925,000 respectively). In addition, the Group also recognized right-of-use assets of RMB40,552,000 and lease liabilities of RMB14,364,000 (six months ended June 30, 2020: nil and nil) through the acquisition of CMAB Group and Pfizer Hangzhou as set out in Note 32.

13. GOODWILL

	RMB'000
COST AND CARRYING VALUES	
As at January 1, 2021 (Audited)	185,408
Arising on acquisition of CMAB Group (Note 32)	1,148,732
As at June 30, 2021 (Unaudited)	1,334,140

14. INTANGIBLE ASSETS

	As at	
	June 30, 2021	December 31, 2020
	RMB'000 (Unaudited)	RMB'000 (Audited)
Carrying amount:		
Patent and license (note i)	283,934	305,252
Technology (note ii)	72,468	51,055
Customer relationship (note ii)	229,096	35,550
	585,498	391,857

Notes to the Condensed Consolidated Financial Statements

For the six months ended June 30, 2021

14. INTANGIBLE ASSETS (continued)

Notes:

- i. On June 25, 2018, the Group entered into a platform license agreement with Open Monoclonal Technology, Inc. ("OMT"), an independent third party not connected to the Group, under which OMT has granted the Group a non-exclusive, non-transferable, non-sublicensable license to use certain animals, namely, OmniRat, OmniMouse and OmniFlic, for the purpose of researching, developing, and making antibodies, for a cash consideration of US\$51 million (equivalent to approximately RMB333,254,000). The Group has estimated the useful life of this license based on management's understanding of the technology and market, and determined the useful life in accordance with the estimation of the vendor, Ligand Pharmaceuticals Incorporated, for period of 18 years from 2018 to 2035. Accordingly, the license payment is amortized over 18 years on a straight-line basis.
- ii. Technology and customer relationship were recognized through the acquisitions of subsidiaries in 2019 and 2021. They represent the intellectual property and existing customer relationships which have finite useful life and are amortized on a straight-line basis over their estimated useful lives of 11 to 16 and 5 to 10 years, respectively.

15. INVESTMENT OF AN ASSOCIATE MEASURED AT FVTPL

	As at	
	June 30, 2021	December 31, 2020
	RMB'000 (Unaudited)	RMB'000 (Audited)
Investment of an associate measured at FVTPL	398,718	187,520

Details of the Group's associate at the end of the reporting period are as follow:

Name of entity	Country of registration	Principal place of business	Proportion of ownership interest held by the Group		Proportion of voting rights held by the Group		Principal activity
			June 30, 2021	December 31, 2020	June 30, 2021	December 31, 2020	
Shanghai Duoning Biotechnology Co., Ltd. ("Duoning")	PRC	PRC	21.78%	15.86%	20%	20%	Sales of serum-free media and disposable products, formulation production and services

Notes to the Condensed Consolidated Financial Statements

For the six months ended June 30, 2021

15. INVESTMENT OF AN ASSOCIATE MEASURED AT FVTPL (continued)

In December 2020, the Group entered into an investment agreement together with a series of share transfer agreements, pursuant to which, the Group would increase its shareholding in Duoning from 8.13% to 21.78% for a total consideration of RMB354,526,000. As at December 31, 2020, the Group had increased its shareholding in Duoning to 15.86% with consideration payable amounting to RMB154,526,000 recognized in “trade and other payables”. During the current interim period, the aforementioned transaction has been completed and the Group’s shareholding in Duoning has been increased to 21.78% with consideration paid in full.

The investment of an associate was made in the form of ordinary shares with preferential rights including redemption right and liquidation preference and measured at financial assets at FVTPL. The Group maintained significant influence in Duoning.

Details of the fair value measurement of the investment of an associate are set out in Note 31.

16. EQUITY INSTRUMENTS AT FVTOCI

During the six months ended June 30, 2021, the Group managed and evaluated the equity instruments at FVTOCI in accordance with the Group’s investment strategy. Details of the fair value measurement of the equity instruments at FVTOCI are set out in Note 31.

Movement of equity instruments at FVTOCI are as follows:

	RMB'000
As at January 1, 2021 (audited)	127,167
Exchange alignment	(1,263)
As at June 30, 2021 (unaudited)	125,904

Notes to the Condensed Consolidated Financial Statements

For the six months ended June 30, 2021

17. FINANCIAL ASSETS AT FVTPL

	As at	
	June 30, 2021	December 31, 2020
	RMB'000 (Unaudited)	RMB'000 (Audited)
Current assets		
Listed equity securities	—	112,403
Wealth management products (note)	735,744	66
Financial assets at FVTPL	735,744	112,469
Non-current assets		
Listed equity securities	481,934	385,584
Unlisted investments	602,145	373,229
Financial assets at FVTPL	1,084,079	758,813

Note: During the current interim period, the Group invested in several contracts of wealth management products with banks under which the original maturity terms are within 12 months. For the wealth management products, returns are determined by reference to the performance of the underlying instruments in the currency market, the interbank market, the bond market, the security and equity market and the derivative financial assets, they are recognized as financial assets at FVTPL. The expected return rates vary from 0.02% to 3.40% (December 31, 2020: 0.06 % to 1.77 %) per annum.

During the current interim period, the Group managed and evaluated the unlisted investment in accordance with the Group's investment strategy.

Details of the fair value measurement of the financial assets at FVTPL are set out in Note 31.

Notes to the Condensed Consolidated Financial Statements

For the six months ended June 30, 2021

18. OTHER LONG-TERM DEPOSITS AND PREPAYMENTS

Other long-term deposits represent rental deposits paid for certain lease arrangements of office premises and deposits paid to guarantee certain milestones of construction projects.

Prepayments represent payment to the banks for banking facilities granted to the Group which will be amortized over the facility period.

19. INVENTORIES

	As at	
	June 30, 2021	December 31, 2020
	RMB'000 (Unaudited)	RMB'000 (Audited)
Raw materials and consumables	1,678,407	1,060,196
Work in progress	17,306	11,621
Finished goods	11,046	12,375
Total	1,706,759	1,084,192

Raw materials and consumables are net of a write-down of approximately RMB51,592,000 as at June 30, 2021 (December 31, 2020: RMB29,608,000).

Notes to the Condensed Consolidated Financial Statements

For the six months ended June 30, 2021

20. TRADE AND OTHER RECEIVABLES

	As at	
	June 30, 2021	December 31, 2020
	RMB'000 (Unaudited)	RMB'000 (Audited)
Trade receivables		
— related parties	6,100	6,113
Less: allowance for credit losses	(42)	(20)
— third parties	3,143,931	2,504,003
Less: allowance for credit losses	(302,179)	(177,398)
	2,847,810	2,332,698
Bill receivables from contracts with customers	1,889	5,160
Receivables for purchase of raw materials on behalf of customers		
— third parties	469,510	321,987
Less: allowance for credit losses	(13,426)	(6,087)
	456,084	315,900
Advances to suppliers		
— related parties	17,962	—
— third parties	55,943	35,718
	73,905	35,718
Other receivables (note i)	253,755	42,996
Prepayments	12,089	6,629
Value added tax recoverable	976,388	303,222
Payments for potential acquisition (note ii)	149,555	149,555
Loan receivable (note iii)	—	50,000
	1,391,787	552,402
Total trade and other receivables	4,771,475	3,241,878

Notes:

- Included in other receivables at June 30, 2021, an amount of RMB201,000,000 is the receivable from bank in relation to the settled derivative financial instruments.

Notes to the Condensed Consolidated Financial Statements

For the six months ended June 30, 2021

20. TRADE AND OTHER RECEIVABLES (continued)

Notes: (continued)

- ii. In October 2020, the Group entered into a letter of intent with an independent vendor pursuant to which the Group conditionally agreed to acquire not less than 75% equity interest of a target company from the vendor. In November 2020, the deposits of RMB149,555,000 was paid to the vendor in accordance with the terms of the letter of intent.
- iii. In December 2020, the Group entered into a lending agreement with its associate pursuant to which the Group agreed to lend RMB50,000,000 to its associate. The loan receivable with its associate was unsecured, carried interest rate at 3.85% per annum and was repaid in full during the current interim period.

Details of the trade and other receivables due from related parties are set out in Note 33(ii).

The Group allows a credit period ranging from 10 to 90 days to its customers. The following is an analysis of trade receivables by age (net of allowance for credit losses), presented based on the invoice dates:

	As at	
	June 30, 2021	December 31, 2020
	RMB'000 (Unaudited)	RMB'000 (Audited)
Not past due	1,832,675	1,517,790
Within 90 days	414,972	446,644
91 days to 1 year	437,624	286,697
Over 1 year	162,539	81,567
	2,847,810	2,332,698

Notes to the Condensed Consolidated Financial Statements

For the six months ended June 30, 2021

21. CONTRACT ASSETS

	As at	
	June 30, 2021	December 31, 2020
	RMB'000 (Unaudited)	RMB'000 (Audited)
Contract assets	62,477	31,854
Less: allowance for credit losses	(8,195)	(7,785)
	54,282	24,069

The contract assets are primarily related to the Group's right to consideration for work completed and not billed because the rights are conditioned on the Group's future performance in achieving specified milestones as stipulated in the contracts.

22. CONTRACT COSTS

	As at	
	June 30, 2021	December 31, 2020
	RMB'000 (Unaudited)	RMB'000 (Audited)
Costs to fulfil contracts	673,516	392,123

The contract costs are net of a write-down of approximately RMB20,135,000 as at June 30, 2021 (December 31, 2020: RMB13,266,000).

23. BANK BALANCES AND CASH/PLEDGED BANK DEPOSITS/TIME DEPOSITS

Bank balances and cash of the Group comprised of cash and short term bank deposits with an original maturity of three months or less. The short term bank deposits carried interest at market rates which ranged from nil to 2.03% per annum as at June 30, 2021 (December 31, 2020: from nil to 2.38% per annum).

Certain deposits are pledged to banks as collateral for the issue of standby letter of credit in connection with the Group's purchase of property, plant and equipment and the letter of guarantee for the facility construction in Ireland.

Time deposits as at June 30, 2021 are carried fixed interests rate from 0.60% to 1.30% per annum and have original maturity over three months (December 31, 2020: from 1.25% to 1.70%).

Notes to the Condensed Consolidated Financial Statements

For the six months ended June 30, 2021

24. TRADE AND OTHER PAYABLES

	As at	
	June 30, 2021	December 31, 2020
	RMB'000 (Unaudited)	RMB'000 (Audited)
Trade payables		
— related parties	47,161	33,212
— third parties	487,452	612,790
	534,613	646,002
Other payables		
— related parties	—	450
— third parties	914,541	655,299
	914,541	655,749
Payable for purchase of property, plant and equipment	807,566	717,100
Payable for acquisition of investment of an associate measured at FVTPL	—	154,526
Consideration payables for acquisition of subsidiaries	4,008	23,018
Salary and bonus payables	407,150	500,993
Other taxes payable	38,748	31,155
	1,257,472	1,426,792
Trade and other payables	2,706,626	2,728,543

Details of the trade and other payables due to related parties are set out in Note 33(ii).

Notes to the Condensed Consolidated Financial Statements

For the six months ended June 30, 2021

24. TRADE AND OTHER PAYABLES (continued)

Payment terms with suppliers are mainly on credit within 90 days. The following is an age analysis of trade payables presented based on invoice date at the end of the reporting period:

	As at	
	June 30, 2021	December 31, 2020
	RMB'000 (Unaudited)	RMB'000 (Audited)
Within 90 days	494,783	620,291
91 days to 1 year	27,930	25,031
Over 1 year but within 5 years	11,900	680
	534,613	646,002

25. BORROWINGS

	As at	
	June 30, 2021	December 31, 2020
	RMB'000 (Unaudited)	RMB'000 (Audited)
Secured bank loans	80,500	85,100
Unsecured bank loans	3,154,071	2,519,649
	3,234,571	2,604,749
The carrying amounts of the above borrowings are repayable*:		
Within one year	1,160,640	767,126
Within a period of more than one year but not exceeding two years	1,430,422	1,770,923
Within a period of more than two years but not exceeding five years	609,009	27,600
Within a period of more than five years	34,500	39,100
	3,234,571	2,604,749
Less: amounts due within one year shown under current liabilities	(1,160,640)	(767,126)
Amounts shown under non-current liabilities	2,073,931	1,837,623

* The amounts due are based on scheduled repayment dates set out in the loan agreements.

Notes to the Condensed Consolidated Financial Statements

For the six months ended June 30, 2021

25. BORROWINGS (continued)

The exposure of the Group's bank borrowings are as follows:

	As at	
	June 30, 2021	December 31, 2020
	RMB'000	RMB'000
Fixed-rate borrowings	95,500	85,100
Variable-rate borrowings	3,139,071	2,519,649
	3,234,571	2,604,749

The Group's variable-rate borrowings carry interest at LIBOR plus 1.1% to 2.5%, European Central Bank Rate plus 1.5% and EURIBOR plus 0.8%. Interest is reset each one to three months based on the contracts.

The ranges of effective interest rates before interest rate swap disclosed in Note 27 (which are also equal to contracted interest rates) on the Group's borrowings are as follows:

	As at	
	June 30, 2021	December 31, 2020
Effective interest rate:		
Fixed-rate borrowings	3.85% to 4.90%	3.70% to 4.90%
Variable-rate borrowings	0.80% to 2.69%	1.25% to 3.68%

At June 30, 2021, the Group's borrowings were secured against the Group's property, plant and equipment as collaterals with carrying amounts of RMB40,940,000 (December 31, 2020: in the process of securing the property, plant and equipment as collaterals with carrying amounts of RMB42,147,000).

Notes to the Condensed Consolidated Financial Statements

For the six months ended June 30, 2021

26. CONTRACT LIABILITIES

	As at	
	June 30, 2021	December 31, 2020
	RMB'000 (Unaudited)	RMB'000 (Audited)
Contract liabilities	1,721,755	1,324,812
Less: amounts shown under current liabilities	(1,064,450)	(664,863)
Amounts shown under non-current liabilities (note)	657,305	659,949

Note: In February 2020, the Group entered into a contract manufacturing agreement pursuant to which the Group shall build an integrated vaccine manufacturing facility in Ireland, and manufacture for, and supply to, an independent global vaccine leader (the "Vaccine Partner") certain vaccine products. As of December 31, 2020, the Group received total instalments of US\$100 million (equivalent to RMB652,490,000) from the Vaccine Partner, which represents the Group's obligation to provide services to the Vaccine Partner and is recognized as contract liabilities. The contract liabilities are classified as non-current due to the related services will be provided beyond twelve months. The non-current contract liabilities amounted to RMB657,305,000 at June 30, 2021 (December 31, 2020: RMB659,949,000) after considering the financing components and the recognition of revenue during the current interim period.

Notes to the Condensed Consolidated Financial Statements

For the six months ended June 30, 2021

27. DERIVATIVE FINANCIAL ASSETS AND LIABILITIES

	Assets		Liabilities	
	June 30, 2021	December 31, 2020	June 30, 2021	December 31, 2020
	RMB'000 (Unaudited)	RMB'000 (Audited)	RMB'000 (Unaudited)	RMB'000 (Audited)
<i>Derivatives not under hedge accounting</i>				
Cap forward contracts	4,244	—	—	—
<i>Derivatives under hedge accounting</i>				
Fair value hedges				
— Forward extra and European vanilla option contracts	98,839	148,330	40,221	25,722
Cash flow hedges				
— Foreign currency forward, collars, cross currency swap and interest rate swap contracts	201,954	313,537	32,826	7,649
Total	305,037	461,867	73,047	33,371
Less: current portion	(289,336)	(440,997)	(66,734)	(26,112)
Non-current portion	15,701	20,870	6,313	7,259

Derivatives not under hedge accounting

During the current interim period, the Group entered into several HK\$/US\$ cap forward contracts with banks in order to manage the Group's currency risk. Under the cap contracts, the Group will pay to the bank notional amount of HK\$ and receive from the bank an amount in US\$ equal to the product of the relevant notional amount of HK\$ and the relevant forward rate as specified within the respective contracts.

The Group did not elect to adopt hedge accounting for these contracts and therefore, during the six months ended June 30, 2021, gains from settlement of foreign currency forward contracts of RMB4,176,000 was recognized as "gain (loss) on derivative financial instruments" in other gains and losses.

Notes to the Condensed Consolidated Financial Statements

For the six months ended June 30, 2021

27. DERIVATIVE FINANCIAL ASSETS AND LIABILITIES (continued)

Derivatives under hedge accounting

In the view of directors of the Company, the respective foreign currency forward contracts, collars contracts, cross currency swap contracts, interest rate swap contracts, forward extra contracts and European vanilla option contracts are highly effective hedging instruments and qualified as cash flow or fair value hedges.

- (i) The Group entered into foreign currency forward contracts with banks to eliminate the exposure to fluctuations in foreign currency exchange rate arising from anticipated foreign currency sales transactions, in particular, to buy RMB and sell US\$.

The major terms of these foreign currency forward contracts on a net settlement basis as at June 30, 2021 are as follows:

	Average strike/ forward rate	Foreign currency US\$'000	Total outstanding notional value RMB'000	Fair value assets RMB'000
Sell US\$				
Less than 3 months	6.6312–6.9715	147,000	1,015,567	59,212
4 to 6 months	6.6683–6.9120	247,000	1,673,070	56,240
7 to 12 months	6.5995–6.7465	233,200	1,558,792	23,190
	Average strike/ forward rate	Foreign currency US\$'000	Total outstanding notional value RMB'000	Fair value liabilities RMB'000
Sell US\$				
Less than 3 months	6.4184–6.4545	171,000	1,100,475	8,107
4 to 6 months	6.4578–6.4928	199,000	1,288,301	9,691
7 to 12 months	6.5175–6.6226	262,000	1,726,041	8,715

Notes to the Condensed Consolidated Financial Statements

For the six months ended June 30, 2021

27. DERIVATIVE FINANCIAL ASSETS AND LIABILITIES (continued)

Derivatives under hedge accounting (continued)

- (ii) The Group entered into collars contracts with a bank to eliminate the exposure to fluctuations in foreign currency exchange rate arising from anticipated foreign currency sales transactions, in particular, to buy RMB and sell US\$.

The major terms of these collars contracts as at June 30, 2021 are as follows:

	Strike Rate 1	Strike Rate 2	Foreign currency US\$'000	Fair value assets RMB'000
Sell US\$				
1 to 6 months	6.9700–7.0000	7.0700–7.1100	99,000	47,611

- (iii) The Group entered into two EUR/US\$ structured cross currency swap contracts with a bank for interest rate exchange and periodical principal exchange to eliminate the exposure to variable interest rate and exchange rate associated with a variable-rate long-term bank borrowing denominated in US\$, for the purpose of financing the Group's construction of manufacturing facilities in Europe. The strike rates of EUR/US\$ are 1.185 and 1.190 respectively, and cap rates are 1.285 and 1.230 respectively. The fair value assets of the principle exchange part was RMB1,468,000 and RMB14,233,000 respectively. The major terms of the interest rate swaps are as follows:

Notional amount EUR'000	Notional amount US\$'000	Contract date	Maturity date	Receive	Pay	Fair value liabilities RMB'000
92,000	106,720	March 20, 2020	Every three month from March 2020 to September 2022	LIBOR+1.20%	1.10%	1,398
82,988	100,000	March 15, 2021	Every three month from March 2021 to December 2023	LIBOR+1.10%	0.90%	2,289

- (iv) The Group uses interest rate swaps to minimize its exposure to interest rate fluctuation on its variable-rate bank borrowings. The major terms of the interest rate swaps are as follows:

Notional amount US\$'000	Contract date	Maturity date	Receive	Pay	Fair value liabilities RMB'000
100,000	March 24, 2020	September 26, 2022	LIBOR+1.20%	1.77%	2,626

Notes to the Condensed Consolidated Financial Statements

For the six months ended June 30, 2021

27. DERIVATIVE FINANCIAL ASSETS AND LIABILITIES (continued)

Derivatives under hedge accounting (continued)

- (v) The Group entered into forward extra contracts with a bank to manage its foreign exchange rate risk arising from net exposure which are denominated in currencies at US\$ up to 12 months, which is designated as fair value hedge. The major terms of the forward extra contracts are as follows:

	Average strike rate	Knock-in barrier	Notional amount US\$'000	Fair value assets RMB'000	Fair value liabilities RMB'000
Sell US\$					
2 to 9 months	6.4580–6.5430	6.6505–6.7210	990,000	28,402	27,322

- (vi) The Group entered into European vanilla option contracts with a bank to manage its foreign exchange rate risk arising from net exposure which are denominated in currencies at US\$ and EUR up to 8 months, which is designated as fair value hedge. The major terms of the European vanilla option contracts are as follows:

	Average strike rate	Spot rate	Notional amount US\$'000	Fair value assets RMB'000	Fair value liabilities RMB'000
Sell US\$					
7 months	6.4400–6.5380	6.4601	300,000	16,130	410

	Average strike rate	Spot rate	Notional amount EUR'000	Fair value assets RMB'000	Fair value liabilities RMB'000
Sell EUR					
8 months	7.8000–7.8650	7.6862	340,000	54,307	12,489

As at June 30, 2021, the aggregate amount of gains after tax under foreign currency forward contracts, collars contracts, cross currency swap contracts, interest rate swap contracts, forward extra contracts and European vanilla option contracts recognized in other comprehensive income and accumulated in the cash flow and fair value hedging reserve relating to the exposure on anticipated future sales transactions and repayment of borrowings denominated in US\$ and EUR is RMB114,162,000 (December 31, 2020: RMB241,720,000 gains). It is anticipated that the sales and bank borrowings repayment will take place within next 30 months (December 31, 2020: 21 months) at which time the amount deferred in equity will be recycled to profit or loss.

During the current interim period, gains relating to the ineffective hedge portion of RMB2,679,000 (six months ended June 30, 2020: RMB13,383,000 losses) is recognized immediately in profit or loss, and is included as “net foreign exchange gain” in other gains and losses.

Notes to the Condensed Consolidated Financial Statements

For the six months ended June 30, 2021

27. DERIVATIVE FINANCIAL ASSETS AND LIABILITIES (continued)

Derivatives under hedge accounting (continued)

During the current interim period, the aggregated amount of gains previously recognized in other comprehensive income and accumulated in equity of RMB209,456,000 (six months ended June 30, 2020: RMB10,350,000 gains) are reclassified to revenue when the hedged item affects profit or loss.

28. DEFERRED INCOME

	As at	
	June 30, 2021	December 31, 2020
	RMB'000 (Unaudited)	RMB'000 (Audited)
Assets related R&D and other grants	229,171	211,949
Income related R&D and other grants	4,914	1,791
	234,085	213,740

Movements of R&D and other grants:

	Assets related RMB'000	Income related RMB'000	Total RMB'000
At January 1, 2020 (audited)	146,524	2,361	148,885
R&D and other grants received	15,240	114,442	129,682
Credited to profit or loss	(4,044)	(114,442)	(118,486)
Exchange alignment	702	—	702
At June 30, 2020 (unaudited)	158,422	2,361	160,783
At January 1, 2021 (audited)	211,949	1,791	213,740
R&D and other grants received	17,344	85,888	103,232
Acquisition of a subsidiary (Note 32(i))	19,630	—	19,630
Credited to profit or loss	(17,760)	(82,765)	(100,525)
Exchange alignment	(1,992)	—	(1,992)
At June 30, 2021 (unaudited)	229,171	4,914	234,085

Notes to the Condensed Consolidated Financial Statements

For the six months ended June 30, 2021

28. DEFERRED INCOME (continued)

During the six months ended June 30, 2021, the Group received R&D and other grants of RMB17,344,000 (six months ended June 30, 2020: RMB15,240,000) for its investment in laboratory equipment. The grants were recognized in profit or loss over the useful lives of the relevant assets.

29. SHARE CAPITAL

AUTHORIZED:

	Number of shares	Par value US\$	Authorized share capital US\$
At January 1, 2020	2,000,000,000	0.000025	50,000
Share Subdivision (note iii)	4,000,000,000		—
At June 30, 2021 and December 31, 2020	6,000,000,000	1/120,000	50,000

ISSUED AND FULLY PAID:

	Number of shares	Amount US\$	Shown in the financial statements as RMB'000
At January 1, 2020 (audited)	1,294,525,986	32,364	214
Issue of new shares (note i)	6,882,141	172	1
Exercise of pre-IPO share options	8,271,303	206	1
At June 30, 2020 (unaudited)	1,309,679,430	32,742	216
Issue of new shares (note ii)	45,000,000	1,124	8
Exercise of pre-IPO share options	6,046,044	152	1
Share Subdivision (note iii)	2,721,450,948	—	—
Exercise of pre-IPO share options after the Share Subdivision	2,586,638	22	—
At December 31, 2020 and January 1, 2021 (audited)	4,084,763,060	34,040	225
Issue of new shares (notes iv and v)	128,354,126	1,070	7
Exercise of pre-IPO share options	25,005,956	208	2
At June 30, 2021 (unaudited)	4,238,123,142	35,318	234

Notes to the Condensed Consolidated Financial Statements

For the six months ended June 30, 2021

29. SHARE CAPITAL (continued)

Notes:

- i. On June 1, 2020, the Company issued and allotted 6,882,141 new ordinary shares at nil consideration to trustee under the Restricted Share Award Scheme. Details of the Restricted Share Award Scheme are set out in Note 34.
- ii. On July 8, 2020, the Company issued 45,000,000 new ordinary shares of US\$0.000025 each through placement to certain independent third parties at a price of HK\$137.00 per share. The net cash proceed was HK\$6,121,994,000 (equivalent to approximately RMB5,545,791,000), after deducting the issue cost of HK\$43,006,000 (equivalent to approximately RMB38,959,000).
- iii. Pursuant to a shareholders' resolution passed at an extraordinary general meeting on November 12, 2020, the authorized and issued shares of the Company were subdivided on the basis that every one issued share is subdivided into three subdivided shares (the "Share Subdivision"). The Share Subdivision became effective on November 16, 2020.
- iv. On February 10, 2021, the Company issued 118,000,000 new ordinary shares of US\$1/120,000 each through placement to certain independent third parties at a price of HK\$112.00 per share. The net cash proceed of this placement was HK\$13,121,243,000 (equivalent to approximately RMB10,899,029,000), after deducting the issue cost of HK\$94,757,000 (equivalent to approximately RMB78,709,000) from the gross cash proceed of HK\$13,216,000,000 (equivalent to approximately RMB10,977,738,000).
- v. On June 10, 2021, the Company issued and allotted 10,354,126 new ordinary shares at nil consideration to trustee under the Restricted Share Award Scheme. Details of the Restricted Share Award Scheme are set out in Note 34.

All the shares issued by the Company ranked pari passu in all respects.

Notes to the Condensed Consolidated Financial Statements

For the six months ended June 30, 2021

30. CAPITAL COMMITMENTS

The Group had capital commitments for land, equipment purchase and building construction, acquisition of investment of an associate measured at FVTPL and investments accounted as financial assets at FVTPL under non-cancellable contracts as follows:

	As at	
	June 30, 2021	December 31, 2020
	RMB'000 (Unaudited)	RMB'000 (Audited)
Contracted but not provided for		
— Land, property, plant and equipment	2,965,880	3,622,219
— Financial assets at FVTPL	83,981	97,874
— Acquisition of investment of an associate measured at FVTPL	—	200,000
	3,049,861	3,920,093

31. FAIR VALUE MEASUREMENTS OF FINANCIAL INSTRUMENTS

Fair value measurements and valuation process

Some of the Group's financial assets and financial liabilities are measured at fair value at the end of each reporting period. The following table gives information about how the fair values of these financial assets and financial liabilities are determined (in particular, the valuation technique(s) and inputs used), as well as the level of the fair value hierarchy into which the fair value measurements are categorized (Levels 1 to 3) based on the degree to which the inputs to the fair value measurements is observable.

- Level 1 fair value measurements are based on quoted prices (unadjusted) in active market for identical assets or liabilities;
- Level 2 fair value measurements are those derived from inputs other than quoted prices included within Level 1 that are observable for the asset or liability, either directly (i.e. as prices) or indirectly (i.e. derived from prices); and
- Level 3 fair value measurements are those derived from valuation techniques that include inputs for the asset or liability that are not based on observable market data (unobservable inputs).

Notes to the Condensed Consolidated Financial Statements

For the six months ended June 30, 2021

31. FAIR VALUE MEASUREMENTS OF FINANCIAL INSTRUMENTS (continued)

Fair value of the Group's financial assets and financial liabilities that are measured at fair value on a recurring basis

Financial assets/ financial liabilities	Fair value as at		Fair value hierarchy	Valuation technique and key inputs
	June 30, 2021	December 31, 2020		
Financial assets at FVTPL	Listed equity securities: RMB481,934,000	Listed equity securities: RMB497,987,000	Level 1	Active market quoted transaction price (note i)
	Unlisted equity investments: RMB30,587,000	Unlisted equity investments: RMB267,247,000	Level 2	Recent transaction price (note ii)
	Unlisted equity investments: RMB131,864,000	Unlisted equity investments: RMB75,982,000	Level 3	Backsolve from most recent transaction price and adjusted net asset value method
	Unlisted equity investments: RMB339,694,000	Unlisted equity investments: RMB30,000,000	Level 3	Comparable company method and option pricing model, as applicable
	Unlisted equity investments: RMB100,000,000	N/A	Level 3	Discounted cash flows method and option pricing model
	Wealth management products: RMB735,744,000	Wealth management products: RMB66,000	Level 2	Discounted cash flows method, estimated based on expected return and market foreign exchange rate
Equity instruments at FVTOCI	Unlisted equity investments: RMB125,904,000	Unlisted equity investments: RMB127,167,000	Level 3	Comparable company method
Investment of an associate measured at FVTPL	Investment of an associate measured at FVTPL: RMB398,718,000	Investment of an associate measured at FVTPL: RMB187,520,000	Level 3 (2020: Level 2)	Discounted cash flows method and option pricing model (2020: Recent transaction price)
Financial liability at FVTPL	Financial liability at FVTPL: RMB154,682,000	N/A	Level 2	Recent transaction price
Foreign currency forward contracts, collars contracts, cross currency swap contracts, interest rate swap contracts, forward extra contracts and European vanilla contracts classified as derivative financial assets and liabilities	Derivative financial assets: RMB305,037,000 Derivative financial liabilities: RMB73,047,000	Derivative financial assets: RMB461,867,000 Derivative financial liabilities: RMB33,371,000	Level 2	Discounted cash flows. Future cash flows are estimated based on forward exchange rates and contracted forward rates, discounted at a rate that reflects the credit risk of the banks

Notes to the Condensed Consolidated Financial Statements

For the six months ended June 30, 2021

31. FAIR VALUE MEASUREMENTS OF FINANCIAL INSTRUMENTS (continued)

Fair value of the Group's financial assets and financial liabilities that are measured at fair value on a recurring basis (continued)

Notes:

- i. Certain equity investments became listed on NASDAQ market in 2020, with the shares traded in an active market. Other equity investments are listed on NASDAQ market or HKEX, with the shares traded in an active market. Therefore, the fair value of these investments as at June 30, 2021 and December 31, 2020 was determined based on the market price and classified as Level 1 of the fair value hierarchy.
- ii. The investments were either acquired or re-invested by the Group. The management of the Group assessed that since there was no significant milestone achieved in each of the investments since their respectively acquisitions or reinvestment if applicable, the most recent transaction price is used as the best estimate of the fair value.

Reconciliation of Level 3 fair value measurements of financial assets

	Equity instruments at FVTOCI RMB'000	Financial assets at FVTPL RMB'000	Investment of an associate measured at FVTPL RMB'000
At January 1, 2021 (audited)	127,167	105,982	—
Total gains in profit or loss	—	8,463	13,335
Purchases	—	191,485	200,000
Transfer into Level 3	—	266,357	187,520
Exchange alignment	(1,263)	(729)	(2,137)
At June 30, 2021 (unaudited)	<u>125,904</u>	<u>571,558</u>	<u>398,718</u>

Fair value of the Group's financial assets and financial liabilities that are not measured at fair value on a recurring basis

The management of the Group considers the carrying amounts of financial assets and financial liabilities recorded at amortized cost in the condensed consolidated financial statements approximate their fair value.

The fair values of these financial assets and financial liabilities at amortized cost are determined in accordance with generally accepted pricing models based on discounted cash flow analysis with the most significant inputs being the discount rate that reflects the credit risk of counterparties.

Notes to the Condensed Consolidated Financial Statements

For the six months ended June 30, 2021

32. ACQUISITION OF SUBSIDIARIES

(i) Acquisition of CMAB Group (as define below)

In March 2021, WuXi Biologics Investments Limited and WuXi Biologics Co., Ltd, the wholly-owned subsidiaries of the Group, entered into a series of agreements with independent third parties not connected to the Group to acquire 100% shares of CMAB Biopharma Limited (“CMAB BVI”) and its subsidiaries (together referred to as “CMAB Group”) eventually as well as all non-controlling interests (31.9190%) of CMAB Biopharma (Suzhou) Inc. (“CMAB Suzhou”), a subsidiary of CMAB BVI, for a total consideration of RMB1,591,201,000. CMAB Group are primarily engaged in biological contract development and manufacturing organization based in Suzhou, China. CMAB Group were acquired by the Group so as to expand the capacities for liquid and lyophilization within its global manufacturing network.

The acquisition of the entire equity interest in CMAB BVI has been completed on April 29, 2021. Owing to certain pre-conditions for transferring the remaining 9.7960% equity interest in CMAB Suzhou from a non-controlling shareholder were yet to satisfy, the corresponding consideration amounted to RMB154,682,000 was excluded from the total consideration as stipulated above. Accordingly, the consideration for acquisition of 100% shares of CMAB BVI and 22.1230% shares of CMAB Suzhou from non-controlling shareholders, was RMB1,436,519,000. The acquisition has been accounted for as acquisition of business using the acquisition method.

Acquisition-related costs were not material and have been expensed as incurred as part of administrative expenses in the condensed consolidated statement of profit or loss and other comprehensive income.

Notes to the Condensed Consolidated Financial Statements

For the six months ended June 30, 2021

32. ACQUISITION OF SUBSIDIARIES (continued)

(i) Acquisition of CMAB Group (as define below) (continued)

Assets and liabilities recognized at the date of acquisition

	RMB'000
Property, plant and equipment	382,776
Right-of-use assets	14,416
Intangible assets	227,702
Deferred tax assets	5,918
Other long-term deposits and prepayments	1,413
Inventories	31,366
Trade and other receivables	66,256
Contract assets	13,484
Contract costs	30,895
Bank balances and cash	103,776
Trade and other payables	(73,210)
Borrowings	(301,136)
Contract liabilities	(27,193)
Lease liabilities	(14,364)
Deferred income	(19,630)
	<u>442,469</u>

The fair value of trade and other receivables at the date of acquisition amounted to RMB66,256,000, which is equivalent to the gross contractual amounts. None of the contractual cash flows are not expected to be collected at acquisition date.

Goodwill arising on acquisition

	RMB'000
Consideration transferred	1,436,519
Plus: non-controlling interests	154,682
Less: recognized amounts of net assets acquired	<u>(442,469)</u>
Goodwill arising on acquisition	<u>1,148,732</u>

Goodwill arose on the acquisition of CMAB Group because the cost of the combination included a control premium. In addition, the consideration paid for the combination effectively included amounts in relation to the benefit of expected synergies from, including but not limited to, revenue growth, future market development and the assembled workforce of CMAB Group. These benefits are not recognized separately from goodwill because they do not meet the recognition criteria for identifiable intangible assets.

Notes to the Condensed Consolidated Financial Statements

For the six months ended June 30, 2021

32. ACQUISITION OF SUBSIDIARIES (continued)

(i) Acquisition of CMAB Group (as define below) (continued)

Goodwill arising on acquisition (continued)

None of the goodwill arising on the acquisitions is expected to be deductible for tax purposes.

Net cash outflow arising on acquisition of CMAB Group

	RMB'000
Cash consideration paid	1,436,519
Less: bank balances and cash acquired	(103,776)
	<u>1,332,743</u>

Included in the profit of the Group for the period is a loss of RMB20,218,000 attributable to the post-acquisition results of CMAB Group. Revenue for the period includes RMB33,867,000 generated from CMAB Group.

Had the acquisition been completed on January 1, 2021, revenue for the period of the Group would have been RMB4,444,637,000, and profit for the period of the Group would have been RMB1,835,155,000. The pro forma information is for illustrative purposes only and is not necessarily an indication of revenue and results of operations of the Group that actually would have been achieved had the acquisition been completed on January 1, 2021, nor is it intended to be a projection of future results.

In determining the 'pro-forma' revenue and profit of the Group had CMAB Group been acquired at the beginning of the current year, the directors of the Company have calculated amortization of intangible assets acquired on the basis of the fair values arising from the initial accounting for the business combination rather than the carrying amounts recognized in the pre-acquisition financial statements.

Notes to the Condensed Consolidated Financial Statements

For the six months ended June 30, 2021

32. ACQUISITION OF SUBSIDIARIES (continued)

(i) Acquisition of CMAB Group (as define below) (continued)

Financial liability at FVTPL

When the non-controlling shareholder that held 9.7960% equity interest in CMAB Suzhou made capital contribution (the “Onshore Equity Interest”) to CMAB Suzhou, CMAB BVI also entered into option agreement with the non-controlling shareholder on November 17, 2017, pursuant to which CMAB BVI granted the non-controlling shareholder a share purchase option to subscribe for 6,794,599 Series A Preferred Shares to be issued by CMAB BVI (subject to anti-dilutive adjustments). The purchase price of the Series A Preferred Shares upon the exercise of the share purchase option (the “Series A Preferred Shares Purchase Price”) shall be determined based on the then fair market value of the Onshore Equity Interest determined by a qualified appraiser of recognized standing jointly selected by CMAB BVI and the non-controlling shareholder. The number of the Series A Preferred Shares issuable pursuant to the exercise of the share purchase option shall be subject to (a) any appropriate adjustments for any subsequent share splits, share subdivisions, consolidation or combinations of shares, dividends or distributions of shares or other securities, reclassification, capital reorganization or similar arrangement, as well as merger, consolidation or redemption in accordance with the then applicable Amended and Restated Articles of Association of CMAB BVI; and (b) any change or adjustment of the Onshore Equity Interest held by the non-controlling shareholder pursuant to the investment documents. The Series A Preferred Shares issuable pursuant to the exercise of the share purchase option bear the same rights, preferences and privileges attached to the Series A Preferred Shares of CMAB BVI as set forth in the then applicable amended and Restated Articles of Association of CMAB BVI.

Subject to the approvals that may be required under the applicable laws and any applicable requirements regarding transfer of state-owned assets under PRC laws and regulations, upon receipt of the share purchase option notice by CMAB BVI or the non-controlling interest pursuant to the option agreement (as the case may be), the Hong Kong subsidiary of CMAB BVI (“CMAB HK”) shall purchase from the non-controlling shareholder and the non-controlling shareholder shall sell to CMAB HK, all of the Onshore Equity Interest in CMAB Suzhou at the price equal to the Series A Preferred Shares Purchase Price.

CMAB Group recognized the gross obligation from share purchase option written by CMAB BVI as financial liability measured at FVTPL as the put option is over the equity interest of CMAB Suzhou and therefore does not meet the definition of equity.

Notes to the Condensed Consolidated Financial Statements

For the six months ended June 30, 2021

32. ACQUISITION OF SUBSIDIARIES (continued)

(i) Acquisition of CMAB Group (as define below) (continued)

Financial liability at FVTPL (continued)

The gross financial liability arising from the share purchase option written by CMAB BVI is recognized when contractual obligation to repurchase the equity interest in a subsidiary for preferred shares of CMAB BVI is established even if the obligation is conditional on the counterparty exercising a right to sell back the shares to CMAB Group. The liability for the share purchase option written is initially recognized at fair value of the financial instruments to be issued to exchange for the equity interest in a subsidiary with the corresponding debit to “non-controlling interests”. Prior to the exercise of the put option by the non-controlling shareholder for preferred shares of CMAB BVI, the remeasurement of the estimated gross obligation under the put option to the non-controlling shareholder is recognized in the profit or loss.

Upon completion of the acquisition and as of June 30, 2021, the Group recognized RMB154,682,000 of the gross obligation from the share purchase option written by CMAB BVI as financial liability measured at FVTPL by reference to the exit price agreed with the non-controlling shareholder.

(ii) Acquisition of Pfizer Hangzhou (as define below)

In March 2021, WuXi Biologics Investments Limited, the wholly-owned subsidiary of the Group, entered into an agreement with independent third parties not connected to the Group to acquire 100% equity interest in Pfizer Biologics (Hangzhou) Company Limited (“Pfizer Hangzhou”), which holds the state-of-the-art biologics manufacturing facilities in Hangzhou, China, for consideration of US\$106,893,000 (equivalent to approximately RMB691,299,000). As the Group acquires a group of assets and liabilities that do not constitute a business, the Group identifies and recognizes the individual identifiable assets acquired and liabilities assumed by allocating the purchase price first to financial assets/financial liabilities at the respective fair values, with remaining balance of the purchase price allocated to other identifiable assets and liabilities on the basis of their relative fair values at the date of purchase. Pfizer Hangzhou was acquired so as to boost the commercial capacities of the Group to address surging manufacturing demands.

Notes to the Condensed Consolidated Financial Statements

For the six months ended June 30, 2021

32. ACQUISITION OF SUBSIDIARIES (continued)

(ii) Acquisition of Pfizer Hangzhou (as define below) (continued)

Assets and liabilities recognized at the date of acquisition

	RMB'000
Property, plant and equipment	450,705
Right-of-use assets	26,136
Inventories	8,638
Other receivables	202,742
Bank balances and cash	17,130
Trade and other payables	(14,052)
	<u>691,299</u>

Net cash outflows arising on acquisition of Pfizer Hangzhou

	RMB'000
Cash consideration paid	691,299
Less: bank balances and cash acquired	<u>(17,130)</u>
	<u>674,169</u>

Notes to the Condensed Consolidated Financial Statements

For the six months ended June 30, 2021

33. RELATED PARTY DISCLOSURES

The Group had the following significant transactions and balances with related parties during the current interim period:

(i) Related party transactions:

(a) Provision of research and development service to related parties

	Six months ended June 30,	
	2021	2020
	RMB'000 (Unaudited)	RMB'000 (Unaudited)
WuXi AppTec (Shanghai) Co., Ltd. ("WXAT Shanghai")	382	524
WuXi MedImmune Biopharmaceutical Co., Ltd. ("WX MedImmune")	380	4,859
Duoning	45	—
Hejing Pharmaceutical Technology (Shanghai) Co., Ltd.	—	22
	807	5,405

WX MedImmune is a joint venture held by WuXi AppTec (Hong Kong) Limited ("WAHK"), an indirect wholly-owned subsidiary of WuXi AppTec Co., Ltd. which is ultimately controlled by the Shareholders (as defined in Note 33 (ii)) of the Company.

As disclosed in Note 15, Duoning is an associate of the Group.

Hejing Pharmaceutical Technology (Shanghai) Co., Ltd. is an associate held by WXAT Shanghai, an indirect wholly-owned subsidiary of WuXi AppTec Co., Ltd and was no longer the related party of the Group since May 21, 2020. The transactions for the comparative interim period disclosed above represented the transactions between January 1, 2020 and May 20, 2020. Details of related party relationship change are disclosed in Note 33 (ii).

Notes to the Condensed Consolidated Financial Statements

For the six months ended June 30, 2021

33. RELATED PARTY DISCLOSURES (continued)

(i) Related party transactions: (continued)

(b) Provision of materials to related parties

	Six months ended June 30,	
	2021	2020
	RMB'000 (Unaudited)	RMB'000 (Unaudited)
WuXi ATU Co., Ltd.	1,274	483

(c) Testing services received

	Six months ended June 30,	
	2021	2020
	RMB'000 (Unaudited)	RMB'000 (Unaudited)
WuXi AppTec (Suzhou) Co., Ltd ("AppTec Suzhou")	6,378	8,819
WuXi NextCode Genomics (Shanghai) Co., Ltd. ("NextCode Shanghai")	2,650	773
WXAT Shanghai	3,714	93
WuXi Clinical Development Services (Shanghai) Co., Ltd.	520	—
XenoBiotic Laboratories, Inc.	257	—
Shanghai MedKey Med-Tech Development Co., Ltd. ("Shanghai Medkey")	25	—
Shanghai STA Pharmaceutical R&D Co., Ltd. ("STA RD")	—	69
WuXi Diagnostic Medical Testing Institute (Shanghai) Co., Ltd. ("WuXi Diagnostic")	—	58
Abgent Biotechnology (Suzhou) Co., Ltd ("Abgent SZ")	—	28
	13,544	9,840

The amount of transactions with Shanghai MedKey represented the transactions between Shanghai MedKey and Pfizer Hangzhou since acquisition date.

Notes to the Condensed Consolidated Financial Statements

For the six months ended June 30, 2021

33. RELATED PARTY DISCLOSURES (continued)

(i) Related party transactions: (continued)

(d) Other services received

	Six months ended June 30,	
	2021	2020
	RMB'000 (Unaudited)	RMB'000 (Unaudited)
WuXi AppTec Korea Co., Ltd.	410	442
NextCode Shanghai	173	—
WuXi AppTec Sales LLC ("Sales LLC")	—	2,347
Chengdu Kangde Renze Real Estate Co., Ltd.	—	189
	583	2,978

(e) Purchase of materials, property, plant and equipment

	Six months ended June 30,	
	2021	2020
	RMB'000 (Unaudited)	RMB'000 (Unaudited)
Duoning	40,650	14,091
ShangHai LiangHei Technology CO., LTD.	6,138	—
WXAT Shanghai	157	54
Shanghai SynTheAll Pharmaceutical Co., Ltd. ("STA")	—	59
STA RD	—	4
	46,945	14,208

Shanghai Lianghei Technology CO., LTD. is a subsidiary of Duoning since June 2020.

Notes to the Condensed Consolidated Financial Statements

For the six months ended June 30, 2021

33. RELATED PARTY DISCLOSURES (continued)

(i) Related party transactions: (continued)

(f) Interest expenses on lease liabilities

	Six months ended June 30,	
	2021	2020
	RMB'000	RMB'000
	(Unaudited)	(Unaudited)
NextCode Shanghai	85	179
WXAT Shanghai	77	24
Shanghai Waigaoqiao WuXi AppTec Incubator Management Co., Ltd. ("WXAT Incubator")	36	78
	198	281

WXAT Incubator is a joint venture held by WXAT Shanghai, an indirect wholly-owned subsidiary of WuXi AppTec Co., Ltd.

(g) Expenses relating to short-term leases

	Six months ended June 30,	
	2021	2020
	RMB'000	RMB'000
	(Unaudited)	(Unaudited)
Shijiazhuang MingMa Medical Laboratory Co., Ltd.	—	57

Shijiazhuang MingMa Medical Laboratory Co., Ltd. was disposed by the Shareholders of the Company since September 2020 and is not a related party of the Company since then.

Notes to the Condensed Consolidated Financial Statements

For the six months ended June 30, 2021

33. RELATED PARTY DISCLOSURES (continued)

(i) Related party transactions: (continued)

(h) Interest income

	Six months ended June 30,	
	2021	2020
	RMB'000 (Unaudited)	RMB'000 (Unaudited)
Duoning	54	—

The transactions above were carried out in accordance with the terms agreed with the counterparties.

(ii) Related party balances:

	As at	
	June 30, 2021	December 31, 2020
	RMB'000 Non-interest bearing (Unaudited)	RMB'000 Non-interest bearing (Audited)
Amounts due from related parties		
<u>Trade related</u>		
WX MedImmune	5,748	5,346
Less: allowance for credit losses	(40)	(20)
WXAT Shanghai	304	767
Less: allowance for credit losses	(2)	—
Duoning	48	—
	6,058	6,093
<u>Advances to suppliers</u>		
AppTec Suzhou	17,956	—
WXAT Incubator	6	—
	17,962	—
<u>Loan and interest receivables</u>		
Duoning	—	50,112

Notes to the Condensed Consolidated Financial Statements

For the six months ended June 30, 2021

33. RELATED PARTY DISCLOSURES (continued)

(ii) Related party balances: (continued)

	As at	
	June 30, 2021	December 31, 2020
	RMB'000	RMB'000
	Non-interest bearing (Unaudited)	Non-interest bearing (Audited)
Amounts due to related parties		
<u>Trade related</u>		
AppTec Suzhou	20,842	15,748
Duoning	19,002	15,023
WXAT Shanghai	3,496	138
Shanghai Lianghei Technology CO., LTD.	2,346	1,808
NextCode Shanghai	575	364
WuXi Clinical Development Services (Shanghai) Co., Ltd.	551	—
XenoBiotic Laboratories, Inc.	257	—
STA RD	61	92
Shanghai Medkey	31	—
WuXi AppTec (Nantong) Co., Ltd.	—	39
	47,161	33,212
<u>Non-trade related</u>		
Sales LLC	—	450
<u>Lease liabilities</u>		
NextCode Shanghai	2,095	4,141
WXAT Shanghai	2,885	—
WXAT Incubator	690	1,615
	5,670	5,756

During current interim period, the Group entered into a new lease agreement with WXAT Shanghai for three years. The Group has recognized an addition of right-of-use assets and lease liabilities of RMB3,422,000 and RMB3,422,000 respectively.

Except for lease liabilities, all the above balances with related parties are unsecured, interest free and repayable on demand.

Notes to the Condensed Consolidated Financial Statements

For the six months ended June 30, 2021

33. RELATED PARTY DISCLOSURES (continued)

(ii) Related party balances: (continued)

On May 20, 2020, WuXi Biologics Holdings Limited (“Biologics Holdings”), the immediate and ultimate holding company of the Company, entered into a block trade agreement with a placing agent pursuant to which the placing agent has agreed to place 60,000,000 existing shares of the Company (representing approximately 4.61% of the total issued share capital of the Company as at May 21, 2020) held by Biologics Holdings to parties independent of and not connected with the Company at a price of HK\$127.18 each (the “Transaction”). Following completion of the Transaction on May 20, 2020, the shareholding held by Biologics Holdings in the Company decreased from approximately 31.49% to 26.89% of the total issued share capital of the Company and Biologics Holdings ceased to be a controlling shareholder of the Company. Since then, Dr. Li; Dr. Ning Zhao, the spouse of Dr. Li; Mr. Xiaozhong Liu and Mr. Zhaohui Zhang (collectively referred to as “Shareholders”), who were all acting in concert and ultimately controlled Biologics Holdings, ceased to be the controlling shareholders and became the substantial shareholders of the Company.

Except for WX MedImmune, Hejing Pharmaceutical Technology (Shanghai) Co., Ltd., Duoning, WXAT Incubator and Shanghai Lianghei Technology CO., LTD. of which the relationship with the Group have been disclosed separately as above, all of the other related parties mentioned above are considered as related parties of the Group throughout the entire reporting period. These companies were fellow subsidiaries of the Group under common control of the Shareholders of the Company from January 1, 2020 to May 20, 2020. Following completion of the Transaction on May 20, 2020 and up to the end of the reporting period, these companies are ultimately controlled by the Shareholders of the Company. In the opinion of the directors of the Company, the Shareholders have been able to exercise significant influence over the Group.

(iii) Compensation of directors and key management personnel:

	Six months ended June 30,	
	2021	2020
	RMB'000 (Unaudited)	RMB'000 (Unaudited)
Directors' fee	280	306
Salaries and other benefits	6,624	5,093
Performance-based bonus	2,742	1,487
Retirement benefits scheme contributions	78	26
Share-based compensation	20,739	17,428
	30,463	24,340

The remuneration of key management is determined with reference to the performance of the individuals and market trends.

Notes to the Condensed Consolidated Financial Statements

For the six months ended June 30, 2021

34. SHARE-BASED COMPENSATION

Equity instruments granted by WuXi PharmaTech to employees of the Group

WuXi PharmaTech was once listed on the New York Stock Exchange and used to have an employee stock incentive plan (“WuXi PharmaTech Stock Units and Options”). Pursuant to the WuXi PharmaTech Stock Units and Options, certain directors of the Company and employees of the Group were issued shares of WuXi PharmaTech which are subject to vesting term of one to five years (“WX RSUs”). The share restriction will be released when vested.

WuXi PharmaTech was privatized and delisted from the New York Stock Exchange on December 10, 2015, and was taken control by New WuXi Life Science Holdings Limited (“Life Science Holdings”), a company controlled by the Shareholders. As part of the privatization process, the terms and conditions of WuXi PharmaTech Stock Units and Options were modified.

Under the modified WuXi PharmaTech Stock Units and Options, the total number of the outstanding WX RSUs remained unchanged, but all outstanding WX RSUs as at December 10, 2015 would be settled by cash consideration based on the closing price of WuXi PharmaTech on December 10, 2015 (US\$5.75 per share). Part of the cash consideration was paid out immediately to some of the designated employees of the Group (“Designated Employees”) holding outstanding WX RSUs as their WX RSUs were deemed to be immediately vested. For remaining employees of the Group (“Non-designated Employees”) holding outstanding WX RSUs, an escrow arrangement was made by Life Science Holdings to put aside the cash consideration in an escrow account and the cash consideration would be paid out to the Non-designated Employees when the original vesting conditions of the WX RSUs are met.

Because the fair values of the outstanding WX RSUs under both the original and modified WuXi PharmaTech Stock Units and Options as measured at the date of modification are determined to be the same, therefore, the outstanding WX RSUs would continue to be measured at the original grant-date fair value. For those Designated Employees, because their outstanding WX RSUs were deemed to be immediately vested, the Group recognized the share-based compensation expense related to this acceleration of vesting immediately in the profit and loss of the year ended December 31, 2015. For the Non-designated Employees, the Group continued to recognize the corresponding share-based compensation expense of their outstanding WX RSUs in the profit and loss of the Group over the original vesting periods.

By the end of June 30, 2020, all share-based compensation expense in relation to the outstanding WX RSUs has been recognized in the profit and loss of the Group, hence, no share-based compensation expense in relation to WuXi PharmaTech Stock Units and Options was recognized for the six months ended June 30, 2021 (June 30, 2020: RMB136,000).

Notes to the Condensed Consolidated Financial Statements

For the six months ended June 30, 2021

34. SHARE-BASED COMPENSATION (continued)

Pre-IPO Share Option Scheme

The Company's Pre-IPO Share Option Scheme was adopted pursuant to resolutions passed on January 5, 2016 for the primary purpose of attracting, retaining and motivating employees and directors. Under the Pre-IPO Share Option Scheme, the directors of the Company may grant up to 144,600,000 (before the effect of the Share Subdivision) share options to eligible employees, including the directors of the Company and its subsidiaries, to subscribe for shares in the Company. Grantee accepting an option grant offered by the Company has to sign an acceptance letter and pay to the Company an amount of HK\$1.00 (before the effect of the Share Subdivision) as consideration for the grant.

Upon the Share Subdivision became effective, pro-rata adjustments were made to the exercise prices and the number of share options outstanding, so as to give the eligible employees the same proportion of the equity capital as that they were entitled to before the effect of the Share Subdivision.

Each option granted under the Pre-IPO Share Option Scheme can only be exercised in the following manners (each date on which any portion of option granted shall be vested is hereinafter referred to as a "Vesting Date" and each tranche on which any portion of option granted shall be vested is hereinafter referred to as a "Tranche"):

Tranche	Vesting Date
twenty percent (20%) of the shares subject to an option so granted	second (2nd) anniversary of the offer date for an Option
twenty percent (20%) of the shares subject to an option so granted	third (3rd) anniversary of the offer date for an Option
twenty percent (20%) of the shares subject to an option so granted	fourth (4th) anniversary of the offer date for an Option
forty percent (40%) of the shares subject to an option so granted	fifth (5th) anniversary of the offer date for an Option

Notes to the Condensed Consolidated Financial Statements

For the six months ended June 30, 2021

34. SHARE-BASED COMPENSATION (continued)

Pre-IPO Share Option Scheme (continued)

Set out below are details of the movements of the outstanding options granted under the Pre-IPO Share Option Scheme during the six months ended June 30, 2021:

Option batch	Outstanding as at January 1, 2021	Granted during the period	Exercised during the period	Forfeited during the period	Outstanding as at June 30, 2021
January 7, 2016	167,037,100	—	20,673,222	—	146,363,878
March 28, 2016	2,254,075	—	250,600	—	2,003,475
August 10, 2016	9,433,200	—	326,210	187,200	8,919,790
November 11, 2016	8,508,500	—	1,077,997	28,800	7,401,703
March 15, 2017	46,300,500	—	2,355,427	297,600	43,647,473
May 12, 2017	6,331,530	—	322,500	—	6,009,030
	<u>239,864,905</u>	<u>—</u>	<u>25,005,956</u>	<u>513,600</u>	<u>214,345,349</u>
Exercisable at the end of the period	<u>89,823,673</u>				<u>176,461,199</u>
Weighted average exercise price (US\$)	<u>0.22</u>	<u>—</u>	<u>0.19</u>	<u>0.29</u>	<u>0.22</u>

The estimated fair value of the Pre-IPO share options at the date of grant were approximately US\$20,489,000, US\$555,000, US\$1,773,000, US\$2,227,000, US\$9,430,000 and US\$2,974,000 for the January 7, 2016, March 28, 2016, August 10, 2016, November 11, 2016, March 15, 2017 and May 12, 2017 option batch, respectively. The fair value was calculated using the Binomial model. The major inputs into the model are as follows:

Grant date	January 7, 2016	March 28, 2016	August 10, 2016	November 11, 2016	March 15, 2017	May 12, 2017
Share price (US\$) (note)	0.1600	0.1600	0.2167	0.2500	0.3167	0.5500
Exercise price (US\$) (note)	0.1667	0.1667	0.2200	0.2633	0.3400	0.6000
Expected volatility	40.80%	40.80%	40.92%	40.87%	40.65%	40.46%
Expected life (years)	10	10	10	10	10	10
Risk-free interest rate	2.92%	2.92%	2.72%	2.83%	3.39%	3.67%
Forfeiture rate	7.70%	7.70%	7.70%	7.70%	7.70%	7.70%

Note: The share price and exercise price represents the prices after the effect of the Share Subdivision effected on November 16, 2020.

Notes to the Condensed Consolidated Financial Statements

For the six months ended June 30, 2021

34. SHARE-BASED COMPENSATION (continued)

Pre-IPO Share Option Scheme (continued)

The Group recognized total expense of approximately RMB4,615,000 for the six months ended June 30, 2021 (June 30, 2020: RMB12,967,000) in relation to share options granted by the Company under the Pre-IPO Share Option Scheme.

In respect of the share options exercised during the period, the weighted average share price at the dates of exercise was HK\$111.46 (June 30, 2020: HK\$113.12 before the effect of the Share Subdivision).

Restricted Share Award Scheme

On January 15, 2018, the Company adopted the Restricted Share Award Scheme for the primary purpose of (i) recognize the contributions by certain employees of the Group and directors of the Company (the “Selected Participants”); (ii) encourage, motivate and retain the Selected Participants, whose contributions are beneficial to the continual operation, development and long-term growth of the Group; and (iii) provide additional incentive for the Selected Participants to achieve performance goals, with a view to achieving the objectives of increasing the value of the Group and aligning the interests of the Selected Participants to the shareholders of the Company through ownership of Shares. The total number of the restricted shares underlying all grants made pursuant to the Restricted Share Award Scheme shall not exceed three percent of the issued share capital of the Company as at the adoption date (i.e. 34,953,032 shares before the effect of the Share Subdivision).

The Company will issue and allot to trustee new shares under the general mandate granted by the shareholders of the Company from time to time. The new shares so issued will be held on trust until the end of each vesting period and will be transferred to the Selected Participants upon satisfaction of the relevant original vesting conditions.

Notes to the Condensed Consolidated Financial Statements

For the six months ended June 30, 2021

34. SHARE-BASED COMPENSATION (continued)

Restricted Share Award Scheme (continued)

The fair value of the restricted shares awarded was determined based on the market value of the Company's shares at the grant date.

Upon the Share Subdivision became effective, pro-rata adjustments have been made to the number of outstanding restricted shares, so as to give the Selected Participants the same proportion of the equity capital as that they were entitled to before the effect of the Share Subdivision.

Except for 14,138 (before the effect of the Share Subdivision) restricted shares granted on June 5, 2019, 11,400 (before the effect of the Share Subdivision) restricted shares granted on June 9, 2020 and 12,335(after the effect of the Share Subdivision) restricted shares granted on June 16, 2021 with vesting period of one year, each other restricted share granted under the Restricted Share Award Scheme can only be vested in the following manners (each date on which any portion of restricted share granted shall be vested is hereinafter referred to as a "Vesting Date" and each tranche on which any portion of restricted share granted shall be vested is hereinafter referred to as a "Batch"):

Batch	Vesting Date
twenty percent (20%) of the restricted shares so granted	second (2nd) anniversary of the grant date for an restricted share
twenty percent (20%) of the restricted shares so granted	third (3rd) anniversary of the grant date for an restricted share
twenty percent (20%) of the restricted shares so granted	fourth (4th) anniversary of the grant date for an restricted share
forty percent (40%) of the restricted shares so granted	fifth (5th) anniversary of the grant date for an restricted share

Notes to the Condensed Consolidated Financial Statements

For the six months ended June 30, 2021

34. SHARE-BASED COMPENSATION (continued)

Restricted Share Award Scheme (continued)

Set out below are details of the movements of the outstanding restricted shares granted under the Restricted Share Award Scheme during the six months ended June 30, 2021:

Option batch	Outstanding as at January 1, 2021	Granted during the period	Vested during the period	Forfeited during the period	Outstanding as at June 30, 2021	Fair value per share at the date of grant (note)
January 15, 2018	5,066,760	—	1,266,690	605,844	3,194,226	HK\$18.333
March 20, 2018	3,554,628	—	883,515	108,291	2,562,822	HK\$25.233
June 13, 2018	1,254,174	—	308,613	21,612	923,949	HK\$29.500
August 21, 2018	2,727,846	—	11,204	69,543	2,647,099	HK\$23.500
November 20, 2018	1,941,925	—	—	43,394	1,898,531	HK\$21.850
March 19, 2019	137,910	—	27,580	—	110,330	HK\$27.783
June 5, 2019	12,546,804	—	2,474,188	207,938	9,864,678	HK\$23.900
August 20, 2019	4,212,252	—	—	156,576	4,055,676	HK\$27.667
November 20, 2019	1,293,948	—	—	51,129	1,242,819	HK\$29.800
March 27, 2020	4,892,280	—	—	169,290	4,722,990	HK\$33.333
June 9, 2020	1,864,962	—	34,200	59,688	1,771,074	HK\$41.900
August 18, 2020	1,799,517	—	—	59,886	1,739,631	HK\$58.600
November 12, 2020	6,359,703	—	—	247,644	6,112,059	HK\$77.133
March 24, 2021	—	4,736,220	—	64,765	4,671,455	HK\$87.950
June 16, 2021	—	1,493,141	—	—	1,493,141	HK\$116.900
June 17, 2021	—	13,128,486	—	31,105	13,097,381	HK\$120.800
	<u>47,652,709</u>	<u>19,357,847</u>	<u>5,005,990</u>	<u>1,896,705</u>	<u>60,107,861</u>	
Weighted average fair value per share (HK\$)	<u>34.04</u>	<u>112.46</u>	<u>23.22</u>	<u>35.90</u>	<u>60.14</u>	

Note: The fair value per share at the date of grant represents the prices after the effect of the Share Subdivision effected on November 16, 2020.

The Group recognized total expense of approximately RMB218,008,000 for the six months ended June 30, 2021 (June 30, 2020: RMB115,244,000) in relation to restricted shares granted by the Company under the Restricted Share Award Scheme.

Notes to the Condensed Consolidated Financial Statements

For the six months ended June 30, 2021

34. SHARE-BASED COMPENSATION (continued)

Global Partner Program Share Scheme

On June 16, 2021, the Company adopted a global partner program share scheme (the “Global Partner Program Share Scheme”) to further reward and incentivize the Group’s top employees and attract key talents (the “Selected Participants under Global Partner Program Share Scheme”) to ensure the continuous business development and growth of the Company and to further align the interests of the top employees and the shareholders of the Company. The Selected Participants under Global Partner Program Share Scheme who have significant contributions to the Group’s business development and growth will be granted restricted shares under the Global Partner Program Share Scheme. The number of restricted shares to be granted and its value will be determined based on various performance-related considerations, such as the fulfilment by the respective Selected Participants under Global Partner Program Share Scheme of their individual performance targets as well as the overall business performance of the Group as a whole. The total number of the restricted shares underlying all grants made pursuant to the Global Partner Program Share Scheme shall not exceed three percent of the total number of shares of the Company in issue as at the adoption date (i.e. 126,982,689 shares).

During the current interim period, no restricted shares have been granted under the Global Partner Program Share Scheme.

35. EVENT AFTER THE REPORTING PERIOD

On July 20, 2021, Biologics Holdings, one of the substantial shareholders of the Company, entered into a block trade agreement with a placing agent pursuant to which the placing agent has agreed to place 80,000,000 existing shares of the Company (representing approximately 1.89% of the total issued share capital of the Company as at July 20, 2021) held by Biologics Holdings to parties independent of and not connected with the Company at a price of HK\$129.00 each.

APPENDIX II

REPRODUCTION OF THE PRESS RELEASE DATED 10 FEBRUARY 2022 CONTAINING THE GUARANTOR'S CONSOLIDATED FINANCIAL RESULTS FOR THE FOURTH QUARTER ENDED 31 DECEMBER 2021

The information set out below is a reproduction of the press release dated 10 February 2022 containing the Guarantor's consolidated financial results for the fourth quarter ended 31 December 2021.

RESULTS AT DECEMBER 31ST 2021

Press release

Paris, February 10th 2022

2021, RECORD GROUP NET INCOME

Substantial increase in underlying revenues of +16.1%⁽¹⁾ vs. 2020 (+17.2%^{(1)*}), with a historically high level of Financing & Advisory and Financial Services activities, very solid Global Markets activities throughout the year, and a healthy momentum in Retail Banking

Underlying gross operating income of EUR 8.5 billion⁽¹⁾, up 51.0%⁽¹⁾ vs. 2020, with a significant positive jaws effect and costs under control, up +4.3%⁽¹⁾

Still low cost of risk at 13 basis points

Underlying Group net income of EUR 5.3 billion⁽¹⁾ (EUR 5.6 billion on a reported basis)

Underlying profitability (ROTE) of 10.2%⁽¹⁾ (11.7% on a reported basis)

In Q4 21, underlying gross operating income of EUR 1.9 billion⁽¹⁾, +24.1% vs. Q4 20

Underlying Group net income of EUR 1.2 billion⁽¹⁾, +94.4% vs. Q4 20 (EUR 1.8 billion on a reported basis)

Underlying profitability (ROTE) of 9.2%⁽¹⁾ (16.6% on a reported basis)

ATTRACTIVE SHAREHOLDER DISTRIBUTION

Distribution equivalent to EUR 2.75 per share, or:

- **a dividend in cash**, proposed to the General Meeting, **of EUR 1.65 per share**
- **a share buyback programme**, for around EUR 915 million, **equivalent to EUR 1.1 per share**

Solid CET 1 ratio of 13.7%⁽²⁾ at end-2021, around 470 basis points above the regulatory requirement

ACCELERATION IN STRATEGIC AND BUSINESS DEVELOPMENTS

Strengthening of our competitive position on mobility, announcement of the planned acquisition of LeasePlan by ALD with a view to creating a mobility leader

Client onboarding by Boursorama one year ahead of schedule, announcement of entry into exclusive discussions with the ING group with a view to offering ING's customers in France the best alternative banking solution

Good momentum of the retail banking networks in France in the context of **preparations for the merger**

Continued digitalisation initiatives and improvement of operational efficiency in International Retail Banking

Solid performance by Global Markets throughout the year, with the successful repositioning of structured products and a reduction in the risk profile

Record performance by Financing & Advisory, driven by strong market momentum and an increase in allocated capital

Frédéric Oudéa, the Group's Chief Executive Officer, commented:

"2021 marks a milestone for the Société Générale Group, which achieved the best financial results in its history, enabling it to generate a good level of profitability and offer its shareholders an attractive return. All the businesses have contributed to this excellent performance. The Group also had a very robust balance sheet at the end of the year, with a very good quality loan portfolio and high capital ratios. In addition, the Group was able, firstly, to successfully continue advancing on major projects such as the merger of the two retail banking networks Société Générale and Crédit du Nord and secondly, achieve two strategic transactions strengthening two differentiating assets, with the entry into exclusive discussions for the acquisition of Leaseplan by ALD and with ING concerning its retail banking activities in France. The Group is therefore entering 2022 with confidence, with the priority objective of the disciplined execution of this high value-creating roadmap and the finalisation of its outlines by accelerating the transformations around ESG issues and new technologies."

⁽¹⁾ Underlying data (see methodology note section 10.5 for the transition from accounting data to underlying data)

⁽²⁾ Phased-in ratio (fully-loaded ratio of 13.6%) after distribution provision

The footnote * in this document corresponds to data adjusted for changes in Group Structure and at constant exchange rates

1. GROUP CONSOLIDATED RESULTS

In EURm	Q4 21	Q4 20	Change		2021	2020	Change	
Net banking income	6,620	5,838	+13.4%	+11.7%*	25,798	22,113	+16.7%	+17.7%*
<i>Underlying net banking income⁽¹⁾</i>	6,503	5,838	+11.4%	+9.8%*	25,681	22,113	+4.3%	+17.2%*
Operating expenses	(4,565)	(4,351)	+4.9%	+3.6%*	(17,590)	(16,714)	+5.2%	+5.8%*
<i>Underlying operating expenses⁽¹⁾</i>	(4,617)	(4,318)	+6.9%	+5.6%*	(17,211)	(16,504)	+4.3%	+4.9%*
Gross operating income	2,055	1,487	+38.2%	+35.3%*	8,208	5,399	+52.0%	+55.1%*
<i>Underlying gross operating income⁽¹⁾</i>	1,886	1,520	+24.1%	+21.4%*	8,470	5,609	+51.0%	+53.9%*
Net cost of risk	(86)	(689)	-87.5%	-87.7%*	(700)	(3,306)	-78.8%	-78.6%*
Operating income	1,969	798	x 2.5	x 2.4	7,508	2,093	x 3.6	x 3.7*
<i>Underlying operating income⁽¹⁾</i>	1,800	851	x 2.1	x 2.1	7,770	2,323	x 3.3	x 3.4*
Net profits or losses from other assets	449	(94)	n/s	n/s	635	(12)	n/s	n/s*
Impairment losses on goodwill	(114)	0	n/s	n/s	(114)	(684)	n/s	n/s
Income tax	(311)	(125)	x 2.5	x 2.4	(1,697)	(1,204)	+41.0%	+43.2%*
Net income	1,995	582	x 3.4	x 3.3	6,338	196	x 32.3	x 43.8
O.w. non-controlling interests	208	112	+85.7%	+81.2%*	697	454	+53.5%	+53.6%*
Reported Group net income	1,787	470	x 3.8	x 3.7	5,641	(258)	n/s	n/s
<i>Underlying Group net income⁽¹⁾</i>	1,226	631	+94.4%	+90.4%*	5,264	1,435	x 3.7	x 3.8*
ROE	12.1%	2.4%			9.6%	-1.7%		
ROTE	16.6%	2.7%			11.7%	-0.4%		
<i>Underlying ROTE⁽¹⁾</i>	9.2%	4.1%			10.2%	1.7%		

(1) Adjusted for exceptional items and linearisation of IFRIC 21

Societe Generale's Board of Directors, which met on February 9th, 2022 under the chairmanship of Lorenzo Bini Smaghi, examined the Societe Generale Group's results for Q4 and full-year 2021.

The various restatements enabling the transition from underlying data to published data are presented in the methodology notes (section 10.5).

Net banking income

Net banking income was substantially higher in 2021, up +16.7% (+17.7%*) vs. 2020, and +16.1% (+17.2%*) vs. 2020 on an underlying basis, with a very strong momentum in all the businesses.

French Retail Banking posted a solid performance in 2021. As a result, net banking income (excluding PEL/CEL provision) increased by +4.8% vs. 2020, driven by the recovery in net interest income and buoyant commissions, particularly financial commissions.

International Retail Banking & Financial Services enjoyed strong revenue growth (+9.9%* vs. 2020), underpinned by the excellent momentum in Financial Services to Corporates (+32.0%* vs. 2020) and Insurance (+8.6%* vs. 2020). International Retail Banking benefited from a rebound in its activities (+2.8%* vs. 2020).

Global Banking & Investor Solutions delivered a remarkable performance, with revenues up +25.2% (+26.1%*) vs. 2020. Financing & Advisory enjoyed a record performance, with growth of +14.8% (+15.8%*) vs. 2020, while the revenues of Global Markets & Investor Services were substantially higher (+35.6%, +36.9%*) than in 2020.

In Q4 21, the Group continued to enjoy a strong revenue growth momentum (+13.4%, +11.7%*) vs. Q4 20, with a positive and evenly balanced contribution from all the businesses.

Operating expenses

In 2021, operating expenses totalled EUR 17,590 million on a reported basis and EUR 17,211 million on an underlying basis (restated for transformation costs), an increase of +4.3% vs. 2020.

This increase can be explained primarily by the rise in variable costs linked to the growth in revenues (EUR +701 million) and the increase in the contribution to the Single Resolution Fund (EUR +116 million). The other operating expenses declined by EUR 70 million, excluding structure effect.

Driven by a very positive jaws effect, underlying gross operating income grew substantially (+51.0%) to EUR 8,470 million and the underlying cost to income ratio improved by nearly 8 points (67.0% vs. 74.6% in 2020).

In **Q4 21**, operating expenses totalled EUR 4,565 million on a reported basis and EUR 4,617 million on an underlying basis (restated for the linearisation of IFRIC 21 and transformation costs), representing an increase of +6.9% vs. Q4 20.

Excluding the contribution to the Single Resolution Fund, the underlying cost to income ratio is expected to be between 66% and 68% in 2022 and improving onwards. This aggregate, excluding the contribution to the SRF, amounts to 64.7% in 2021, it being specified that the contribution to the Single Resolution Fund is EUR 586 million in 2021.

There is expected to be an increase in the contribution to the Single Resolution Fund until 2023 included.

The Group's radical transformations as announced in 2021 have led to changes in 2023 cost outlook. The various initiatives in progress will contribute to a decline in the Group's underlying cost to income ratio beyond 2022 excluding the contribution to the Single Resolution Fund year after year.

Cost of risk

In 2021, the cost of risk stood at a low level of 13 basis points, lower than in 2020 (64 basis points), or EUR 700 million (vs. EUR 3,306 million in 2020). It breaks down into a provision on non-performing loans of EUR 949 million and a provision write-back on performing loans of EUR 249 million.

The Group's provisions on performing loans amounted to EUR 3,355 million at end-2021.

In Q4 21, the cost of risk stood at 6 basis points, lower than in Q4 20 (54 basis points), or EUR 86 million and lower than in Q3 21 (15 basis points). It breaks down into a provision on non-performing loans of EUR 218 million and a provision write-back on performing loans of EUR 132 million.

In order to support its customers during the crisis, the Group granted State Guaranteed Loans. At December 31st 2021, the residual amount of State Guaranteed Loans represented around EUR 17 billion. In France, the total amount of State Guaranteed Loans ("PGE") amounts to around EUR 14 billion and net exposure is around EUR 1.5 billion.

The gross doubtful outstandings ratio amounted to 2.9%⁽¹⁾ at December 31st 2021, lower than at end-September 2021 (3.1%). The Group's gross coverage ratio for doubtful outstandings amounted to 51%⁽²⁾ at December 31st 2021.

The cost of risk is expected to be below 30 basis points in 2022.

⁽¹⁾ NPL ratio calculated according to the EBA methodology published on July 16th, 2019

⁽²⁾ Ratio between the amount of provisions on doubtful outstandings and the amount of these same outstandings

Group net income

In EURm	Q4 21	Q4 20	2021	2020
Reported Group net income	1,787	470	5,641	(258)
Underlying Group net income (1)	1,226	631	5,264	1,435

In EURm	Q4 21	Q4 20	2021	2020
Reported Group net income	16.6%	2.7%	11.7%	-0.4%
Underlying Group net income (1)	9.2%	4.1%	10.2%	1.7%

(1) Adjusted for exceptional items and linearisation of IFRIC21

Earnings per share amounts to EUR 5.97 in 2021 (EUR -1.02 in 2020). Underlying earnings per share amounts to EUR 5.52 over the same period (EUR 0.97 in 2020).

Distribution to shareholders

The Board of Directors has established its distribution policy at 50% of underlying Group net income⁽²⁾, which is equivalent to EUR 2.75 per share.

A dividend in cash of EUR 1.65 per share will therefore be proposed to the Combined General Meeting of Shareholders on May 17th 2022. The dividend will be detached on May 25th 2022 and paid on May 27th 2022.

Furthermore, the Group plans to launch a share buyback programme for a total amount of around EUR 915 million, or the equivalent of EUR 1.1 per share. This programme is subject to the customary authorisation of the ECB and the General Meeting for its implementation.

⁽²⁾ After deducting interest on deeply subordinated notes and undated subordinated notes

2. THE GROUP'S FINANCIAL STRUCTURE

Group shareholders' equity totalled EUR 65.1 billion at December 31st, 2021 (EUR 61.7 billion at December 31st, 2020). Net asset value per share was EUR 68.7 and tangible net asset value per share was EUR 61.1.

The consolidated balance sheet totalled EUR 1,464 billion at December 31st, 2021 (EUR 1,444 billion⁽¹⁾ at December 31st, 2020). The net amount of customer loan outstandings at December 31st, 2021, including lease financing, was EUR 488 billion (EUR 440 billion at December 31st, 2020) – excluding assets and securities purchased under resale agreements. At the same time, customer deposits amounted to EUR 502 billion, vs. EUR 451 billion at December 31st, 2020 (excluding assets and securities sold under repurchase agreements).

At December 31st, 2021, the parent company had issued EUR 35.3 billion of medium/long-term debt, having an average maturity of 5.1 years and an average spread of 33 basis points (vs. the 6-month mid-swap, excluding subordinated debt). The subsidiaries had issued EUR 3.8 billion. In total, the Group had issued EUR 39.1 billion of medium/long-term debt.

The LCR (Liquidity Coverage Ratio) was well above regulatory requirements at 129% at end-December 2021 (131% on average in Q4), vs. 149% at end-December 2020. At the same time, the NSFR (Net Stable Funding Ratio) was at a level of 110% at end-December 2021.

The Group's **risk-weighted assets** (RWA) amounted to EUR 363.4 billion at December 31st, 2021 (vs. EUR 351.9 billion at end-December 2020) according to CRR2/CRD5 rules. Risk-weighted assets in respect of credit risk represent 83.9% of the total, at EUR 304.9 billion, up 6.1% vs. December 31st, 2020.

At December 31st, 2021, the Group's **Common Equity Tier 1** ratio stood at 13.7%, or around 470 basis points above the regulatory requirement. The CET1 ratio at December 31st, 2021 includes an effect of +16 basis points for phasing of the IFRS 9 impact. Excluding this effect, the fully-loaded ratio amounts to 13.6%. The Tier 1 ratio stood at 15.9% at end-December 2021 (16% at end-December 2020) and the total capital ratio amounted to 18.8% (19.2% at end-December 2020).

The Group is aiming for a CET1 ratio between 200-250 basis points minimum above the regulatory requirement including after the entry into force of the regulation finalising the Basel III reform.

The **leverage ratio** stood at 4.9% at December 31st, 2021 (4.8% at end-December 2020).

With a level of 31.1% of RWA and 9.5% of leverage exposure at end-December 2021, the Group's TLAC ratio is above the Financial Stability Board's requirements for 2021 and 2022. At December 31st, 2021, the Group was also above its 2022 MREL requirements of 25.2% of RWA and 5.91% of leverage exposure.

The Group is rated by four rating agencies: (i) Fitch Ratings - long-term rating "A-", stable rating, senior preferred debt rating "A", short-term rating "F1" (ii) Moody's - long-term rating (senior preferred debt) "A1", stable outlook, short-term rating "P-1" (iii) R&I - long-term rating (senior preferred debt) "A", stable outlook; and (iv) S&P Global Ratings - long-term rating (senior preferred debt) "A", stable outlook, short-term rating "A-1".

⁽¹⁾ Amounts restated compared with the financial statements published in 2020 (See Note 1.7 of financial statements)

3. FRENCH RETAIL BANKING

In EURm	Q4 21	Q4 20	Change	2021	2020	Change
Net banking income	2,048	1,845	+11.0%	7,777	7,315	+6.3%
<i>Net banking income excl. PEL/CEL</i>	<i>2,027</i>	<i>1,870</i>	<i>+8.4%</i>	<i>7,738</i>	<i>7,381</i>	<i>+4.8%</i>
Operating expenses	(1,534)	(1,443)	+6.3%	(5,635)	(5,418)	+4.0%
<i>Underlying operating expenses⁽¹⁾</i>	<i>(1,573)</i>	<i>(1,476)</i>	<i>+6.6%</i>	<i>(5,635)</i>	<i>(5,418)</i>	<i>+4.0%</i>
Gross operating income	514	402	+27.9%	2,142	1,897	+12.9%
<i>Underlying gross operating income⁽¹⁾</i>	<i>454</i>	<i>394</i>	<i>+15.3%</i>	<i>2,103</i>	<i>1,963</i>	<i>+7.1%</i>
Net cost of risk	20	(276)	n/s	(104)	(1,097)	-90.5%
Operating income	534	126	x 4.2	2,038	800	x 2.5
Net profits or losses from other assets	22	19	+15.8%	24	158	-84.8%
Reported Group net income	400	104	x 3.8	1,492	666	x 2.2
<i>Underlying Group net income⁽¹⁾</i>	<i>356</i>	<i>99</i>	<i>x 3.6</i>	<i>1,463</i>	<i>712</i>	<i>x 2.1</i>
RONE	14.6%	3.7%		13.4%	5.8%	
<i>Underlying RONE⁽¹⁾</i>	<i>13.0%</i>	<i>3.5%</i>		<i>13.1%</i>	<i>6.2%</i>	

(1) Adjusted for the linearisation of IFRIC 21 and PEL/CEL provision

Societe Generale and Cr dit du Nord networks

Average loan outstandings were -1% lower than in Q4 20 at EUR 210 billion. They were 9% higher than in Q4 19. Average outstanding loans to individuals were up +2%, bolstered by the growth in home loan production (+33% vs. Q4 20). The production of medium/long-term loans to corporate and professional customers climbed +45% excluding State Guaranteed Loans vs. Q4 20.

Average outstanding balance sheet deposits increased by +7% vs. Q4 20 to EUR 241 billion (+22% vs. Q4 19), still driven by sight deposits.

As a result, the average loan/deposit ratio stood at 87% in Q4 21 vs. 94% in Q4 20.

Insurance assets under management totalled EUR 93 billion at end-December 2021, up +6% year-on-year. Gross life insurance inflow amounted to EUR 1.9 billion in Q4 21, with the unit-linked share accounting for 36%.

Private Banking's assets under management totalled EUR 78 billion at end-December 2021. Net inflow was buoyant at EUR 4.1 billion in 2021, an increase of 68% vs. 2020.

Property/casualty insurance premiums were up +5% vs. Q4 20, while personal protection insurance premiums were up +4% vs. Q4 20. The penetration rate for our customer base has improved both for property/casualty insurance and personal protection insurance.

Boursorama

The bank consolidated its position as the leading online bank in France, with more than 3.3 million clients at end-December 2021, thanks to the onboarding of 266,000 new clients in Q4 21 (+38% vs. Q4 20). Boursorama is aiming to have more than 4 million clients at end-2022, one year ahead of schedule relative to its plan.

This quarter, Boursorama distinguished itself by obtaining the highest NPS score among French banks in 2021 in the classification established by Bain & Company in December 2021. Moreover, Boursorama was ranked No. 1 in the classification best bank for Customer Experience Excellence in France in 2021 awarded by KPMG in November 2021. The bank also obtained the highest rating scores for its App among French banks with 4.8 on iOS (App Store) and 4.9 on Android (Google Play Store). In addition, Boursorama was voted the least expensive bank for the 14th consecutive year by Le Monde and Meilleurebanque.com in December 2021.

Average outstanding loans rose +28% vs. Q4 20 to EUR 14 billion. Home loan outstandings were up +30% vs. Q4 20.

Average outstanding savings including deposits and financial savings were 25% higher than in Q4 20 at EUR 35 billion, while outstanding deposits were up +25% vs. Q4 20. Life insurance outstandings were 13% higher than in Q4 20 while assets under management in UCITS increased by +16% vs. Q4 20. Brokerage volumes were stable in 2021 compared to 2020 at a record level (x3 compared to 2019).

Net banking income excluding PEL/CEL

2021: revenues (excluding PEL/CEL) totalled EUR 7,738 million, up +4.8% vs. 2020. Net interest income (excluding PEL/CEL) was up +2.1% vs. 2020, underpinned by catch-up effects related to the TLTRO allowance and to State Guaranteed Loans. Commissions enjoyed a healthy momentum (+5.1% vs. 2020) against the backdrop of a recovery in activity following the lockdowns in 2020.

Q4 21: revenues (excluding PEL/CEL) totalled EUR 2,027 million, up +8.4% vs. Q4 20. Net interest income (excluding PEL/CEL) was up +6.7% vs. Q4 20. Commissions were 5.0% higher than in Q4 20.

Operating expenses

2021: operating expenses totalled EUR 5,635 million (+4.0% vs. 2020). The cost to income ratio (restated for the PEL/CEL provision) stood at 72.8%, an improvement of 0.6 points vs. 2020.

Q4 21: operating expenses amounted to EUR 1,534 million (+6.3% vs. Q4 20) and EUR 1,573 million on an underlying basis. The cost to income ratio (after linearisation of the IFRIC 21 charge and restated for the PEL/CEL provision) stood at 77.6%, an improvement of 1.3 points vs. Q4 20.

Cost of risk

2021: the cost of risk amounted to EUR 104 million or 5 basis points, a substantial decline compared to 2020 (52 basis points) which was marked by an environment of uncertainty linked to the pandemic.

Q4 21: the cost of risk represented a write-back of EUR 20 million or -4 basis points, a significant improvement vs. Q4 20 (50 basis points) and Q3 21 (write-back of 1 basis point).

Contribution to Group net income

2021: the contribution to Group net income was EUR 1,492 million (x2.2 vs. 2020 impacted by the pandemic). RONE (restated for the PEL/CEL provision) stood at 13.1% in 2021 (6.2% in 2020) and 14.4% excluding Boursorama.

Q4 21: the contribution to Group net income was EUR 400 million vs. EUR 104 million in Q4 20. RONE (after linearisation of the IFRIC 21 charge and restated for the PEL/CEL provision) stood at 13.0% in Q4 21 (3.5% in Q4 20).

4. INTERNATIONAL RETAIL BANKING & FINANCIAL SERVICES

In EURm	Q4 21	Q4 20	Change		2021	2020	Change	
Net banking income	2,159	1,919	+12.5%	+10.3%*	8,117	7,524	+7.9%	+9.9%*
Operating expenses	(1,088)	(1,018)	+6.9%	+4.2%*	(4,203)	(4,142)	+1.5%	+3.1%*
<i>Underlying operating expenses⁽¹⁾</i>	(1,112)	(1,042)	+6.7%	+4.1%*	(4,203)	(4,142)	+1.5%	+3.1%*
Gross operating income	1,071	901	+18.9%	+17.3%*	3,914	3,382	+15.7%	+18.3%*
<i>Underlying gross operating income⁽¹⁾</i>	1,047	877	+19.4%	+17.8%*	3,914	3,382	+15.7%	+18.3%*
Net cost of risk	(96)	(287)	-66.6%	-67.2%*	(504)	(1,265)	-60.2%	-59.4%*
Operating income	975	614	+58.8%	+57.5%*	3,410	2,117	+61.1%	+65.2%*
Net profits or losses from other assets	8	6	+33.3%	+36.6%*	18	15	+20.0%	+21.2%*
Reported Group net income	584	376	+55.3%	+54.9%*	2,082	1,304	+59.7%	+64.4%*
<i>Underlying Group net income⁽¹⁾</i>	570	362	+57.5%	+57.1%*	2,082	1,304	+59.7%	+64.4%*
RONE	22.2%	14.9%			20.3%	12.4%		
<i>Underlying RONE⁽¹⁾</i>	21.7%	14.3%			20.3%	12.4%		

(1) Adjusted for the linearisation of IFRIC 21

International Retail Banking's loan and deposit production provided confirmation in Q4 of its rebound in all geographical regions. Outstanding loans totalled EUR 93.6 billion. They rose +6.0%* vs. end-December 2020. Outstanding deposits were 8.5%* higher than in December 2020, at EUR 89.5 billion.

For the Europe scope, outstanding loans were up +6.6%* vs. December 2020 at EUR 59.9 billion, driven by all the regions: +6.5%* in the Czech Republic, +11.1%* in Romania, and +5.4%* in Western Europe. Outstanding deposits increased by +6.0%* to EUR 50.8 billion.

In Russia, outstanding loans rose +13.3%* vs. end-December 2020, with a robust commercial performance particularly in home loans (+15%* year-on-year) and in the corporate customers segment (+22%* year-on-year). There was a significant increase in outstanding deposits (+20.8%*).

In Africa, Mediterranean Basin and French Overseas Territories, outstanding loans rose +1.6%* year-on-year. Outstanding deposits continued to enjoy a healthy momentum, up +7.7%*.

In the Insurance business, the life insurance savings business saw outstandings increase +7%* at end-December 2021 vs. end-December 2020 to EUR 135 billion. The share of unit-linked products in outstandings was 37%, an increase of +4 points vs. December 2020.

Financial Services to Corporates also enjoyed a healthy momentum. Operational Vehicle Leasing and Fleet Management had 1.7 million contracts, including 1.4 million financed vehicles, an increase of +4.0% vs. end-December 2020. Equipment Finance's new leasing business was up +12.1%* vs. 2020, while outstanding loans rose +1.1% vs. end-December 2020, to EUR 14.7 billion (excluding factoring).

Net banking income

Net banking income amounted to EUR 8,117 million in 2021, up +9.9%* vs. 2020. Revenues amounted to EUR 2,159 million in Q4 21, up +10.3%* vs. Q4 20.

International Retail Banking's net banking income totalled EUR 5,000 million in 2021, an increase of +2.8%* vs. 2020. It was up +3.5%* in Q4 21 at EUR 1,311 million.

Thanks to a rise in interest rates, a healthy commercial momentum and an increase in commissions (+16%* vs. Q4 20), revenues in Europe were 10.7%* higher than in Q4 20. Activity in the individual customers segment remained particularly robust in specialised consumer finance, with revenues up +9%* vs. Q4 20.

In 2021, the revenues of SG Russia⁽¹⁾ were down -2.8%* (-7.0%* vs. Q4 20), adversely affected firstly, by a temporary squeeze on individual customer margins (part of the rise in rates not being passed on to individual customers) and secondly, by a non-recurring item affecting the recognition of commissions.

The Africa, Mediterranean Basin and French Overseas Territories scope posted revenues up +4.6%* vs. 2020 at EUR 1,770 million. Despite persistent supply chain pressures and the sharp decline in tourism, activity proved resilient in Q4 21, with a gradual improvement in the commercial momentum. As a result, revenues were slightly lower (-1.2%) at EUR 453 million, with strong growth in certain key countries of Sub-Saharan Africa (Cote d'Ivoire, Senegal and Madagascar) particularly in the corporate customers segment.

The Insurance business posted net banking income up +8.6%* vs. 2020, at EUR 963 million in 2021. The gross premiums of the life insurance savings business were 25%* higher in Q4 21 than in Q4 20, with an attractive share of unit-linked products (44%). Protection insurance saw an increase of +5%* vs. December 2020. Property/casualty premiums rose +9%* in Q4 21 (including +7%* in France and +10%* internationally) and +8%* in 2021, as did personal protection insurance (+3%* vs. 2020). The Insurance business' net banking income was 8.1%* higher in Q4 21 than in Q4 20 at EUR 243 million.

Financial Services to Corporates' net banking income was substantially higher (+32.0%*) than in 2020, at EUR 2,154 million. This performance was driven primarily by the activities of ALD which posted strong growth in its fleet and the used car sale result (EUR 1,422 per vehicle in 2021). Financial Services to Corporates' net banking income totalled EUR 605 million in Q4 21, up +30.6%* vs. Q4 20.

Operating expenses

Operating expenses totalled EUR 4,203 million, an increase of +3.1%* on a reported and underlying basis vs. 2020. Operating expenses amounted to EUR 1,088 million in Q4 21, up +4.2%* vs. Q4 20, in conjunction with the growth in revenue. As a result, the quarter generated a positive jaws effect. The cost to income ratio stood at 51.8% in 2021.

In International Retail Banking, operating expenses were slightly higher (+2.5%*) than in 2020. Operating expenses were 4.0%* higher than in Q4 20.

In the **Insurance** business, operating expenses were in line with the expansion ambitions and rose +4.8%* vs. 2020 and +6.6%* vs. Q4 20.

In **Financial Services to Corporates**, operating expenses increased by +4.4%* vs. 2020 and +4.7%* vs. Q4 20.

Cost of risk

Q4 21: the cost of risk amounted to 28 basis points (EUR 96 million), vs. 43 basis points in Q3 21 and 89 basis points in Q4 20.

2021: the cost of risk amounted to 38 basis points (EUR 504 million). It was 96 basis points in 2020.

Contribution to Group net income

The contribution to Group net income totalled EUR 2,082 million in 2021 (+64.4%* vs. 2020) and EUR 584 million in Q4 21 (+54.9%* vs. Q4 20).

Underlying RONE stood at 20.3% in 2021 (vs. 12.4% in 2020) and 21.7% in Q4 21 (14.3% in Q4 20), with RONE of 16% in International Retail Banking and 26% in Financial Services.

⁽¹⁾ SG Russia encompasses the entities Rosbank, Rosbank Insurance, ALD Automotive and their consolidated subsidiaries

5. GLOBAL BANKING & INVESTOR SOLUTIONS

In EURm	Q4 21	Q4 20	Variation		2021	2020	Variation	
Net banking income	2,320	2,072	+12.0%	+9.7%*	9,530	7,613	+25.2%	+26.1%*
Operating expenses	(1,556)	(1,688)	-7.8%	-9.3%*	(6,863)	(6,713)	+2.2%	+2.7%*
<i>Underlying operating expenses⁽¹⁾</i>	<i>(1,681)</i>	<i>(1,638)</i>	<i>+2.6%</i>	<i>+0.9%*</i>	<i>(6,863)</i>	<i>(6,556)</i>	<i>+4.7%</i>	<i>+5.1%*</i>
Gross operating income	764	384	+99.0%	+91.5%*	2,667	900	x 3.0	x 3.0*
<i>Underlying gross operating income⁽¹⁾</i>	<i>639</i>	<i>434</i>	<i>+47.3%</i>	<i>+42.4%*</i>	<i>2,667</i>	<i>1,057</i>	<i>x 2.5</i>	<i>x 2.6</i>
Net cost of risk	(3)	(104)	-97.1%	-97.2%*	(86)	(922)	-90.7%	-90.5%*
Operating income	761	280	x 2.7	x 2.6	2,581	(22)	n/s	n/s
Reported Group net income	635	280	x 2.3	x 2.2	2,076	57	x 36.4	x 40.8
<i>Underlying Group net income⁽¹⁾</i>	<i>539</i>	<i>320</i>	<i>+68.4%</i>	<i>+64.1%*</i>	<i>2,076</i>	<i>183</i>	<i>x 11.4</i>	<i>x 11.8</i>
RONE	16.3%	7.8%			13.9%	0.4%		
<i>Underlying RONE⁽¹⁾</i>	<i>13.8%</i>	<i>9.0%</i>			<i>13.9%</i>	<i>1.3%</i>		

(1) Adjusted for the linearisation of IFRIC 21

Net banking income

In 2021, Global Banking & Investor Solutions posted substantially higher revenues (+25.2%) than in 2020 at EUR 9,530 million, driven by a very strong momentum in all the businesses. Revenues rose +9.5% compared to 2019. This solid financial performance reflects the successful execution of the strategic plan presented in May 2021.

In Q4 21, revenues rose +12.0% vs. Q4 20, to EUR 2,320 million.

In Global Markets & Investor Services, net banking income totalled EUR 5,648 million in 2021 (+35.6% vs. 2020). It amounted to EUR 1,260 million in Q4 21 (+8.6% vs. Q4 20).

Global Markets turned in a very strong performance in 2021 (EUR 5,001 million), with an increase of +40.2% compared to 2020 which was heavily impacted by the health crisis. Market conditions were favourable in the Equity market and more complex in the fixed income markets in 2021. The reduction in the risk profile of structured products was completed in the first half of the year, ahead of schedule.

Q4 21 also delivered a solid performance (EUR 1,103 million), with an increase of +9.5% vs. Q4 20. The fourth quarter was marked by very buoyant commercial activity in most client segments.

The Equity activity enjoyed its best year since 2009 (EUR 3,150 million vs. EUR 1,275 million in 2020 and EUR 2,502 million in 2019), driven by good market conditions and the successful repositioning of the Investment Solutions product offering.

In Q4 21, the business was able to take advantage of still favourable market conditions on all products, and posted revenues of EUR 727 million, up +22.6% vs. Q4 20.

Fixed Income & Currency activities posted revenues of EUR 1,851 million in 2021, down -19.2% compared to 2020 which was marked by exceptional market conditions in the first half of the year.

Q4 21 delivered a resilient performance (-9.2% vs. Q4 20) in a more complex market, with higher revenues in emerging markets and financing.

There was a significant increase in Securities Services' revenues in 2021, with revenues up +8.4% vs. 2020, at EUR 647 million. They were 2.6% higher in Q4 21 than in Q4 20, at EUR 157 million.

Securities Services' assets under custody and assets under administration amounted to EUR 4,586 billion and EUR 697 billion respectively, up +6.3% and +9.2% in 2021.

Financing & Advisory delivered the best historical annual performance, with revenues of EUR 2,924 million, up +14.8% vs. 2020. Firstly, the business capitalised on the good market momentum, particularly in Investment Banking, by playing key roles in our clients' major transactions and secondly, it benefited from an additional capital allocation.

In Q4 21, the business again enjoyed record revenues of EUR 814 million, substantially higher (+19.5%) than in Q4 20.

Investment Banking enjoyed an excellent quarter, driven by the strong momentum of M&A, Leveraged Buyout and equity capital market activities. Revenues from Asset Finance, Natural Resources and Infrastructure activities and the Asset-Backed Products platform also showed a substantial increase.

Global Transaction and Payment Services continued to experience strong growth, up +25.2% vs. Q4 20.

Asset and Wealth Management's net banking income totalled EUR 958 million in 2021 (+6.1% vs. 2020). It was 6.5% higher in Q4 21 vs. Q4 20.

In 2021, Private Banking posted an increase in revenues of +3.1% vs. 2020, to EUR 699 million (when restated for an exceptional impact of EUR +29 million related to an insurance payout received in 2020, revenues are up +7.7%). The business benefited from strong commercial activity in all regions. Net inflow amounted to EUR +7.7 billion in 2021. Assets under management totalled EUR 130 billion. They rose +12% in 2021.

In Q4 21, net banking income amounted to EUR 171 million, up +5.6% vs. Q4 20.

In 2021, Lyxor's net banking income totalled EUR 239 million, an increase of +15.5% vs. 2020. Assets under management were up +27% in 2021, at EUR 178 billion.

In Q4 21, revenues were 10.9% higher than in Q4 20.

Operating expenses

2021: operating expenses totalled EUR 6,863 million, an increase of +2.2% vs. 2020 on a reported basis, and +4.7% on an underlying basis (operating expenses included a restructuring charge of EUR 157 million in Q4 20). This increase can be explained by the rise in variable costs related to the increase in earnings and IFRIC 21 charges. Thanks to a very positive jaws effect, there was a significant improvement in the cost to income ratio of 14 points (72% vs. 86% on an underlying basis in 2020).

Q4 21: operating expenses were up +2.6% on an underlying basis (at EUR 1,681 million).

Net cost of risk

2021: the cost of risk was at a low level of 5 basis points (or EUR 86 million), well below 2020 (57 basis points) which was adversely affected by the health crisis.

Q4 21: it amounted to 1 basis point (or EUR 3 million), vs. 28 basis points in Q4 20.

Contribution to Group net income

2021: the contribution to Group net income was EUR 2,076 million.

Q4 21: it was EUR 635 million on a reported basis and EUR 539 million on an underlying basis (+68.4% vs. Q4 20).

Global Banking & Investor Solutions posted a significant RONE of 13.9% in 2021 (16.1% when restated for the impact of the contribution to the Single Resolution Fund).

The underlying RONE was 13.8% in Q4 21.

6. CORPORATE CENTRE

In EURm	Q4 21	Q4 20	2021	2020
Net banking income	93	2	374	(339)
<i>Underlying net banking income⁽¹⁾</i>	<i>(24)</i>	<i>2</i>	<i>257</i>	<i>(339)</i>
Operating expenses	(387)	(202)	(889)	(441)
<i>Underlying operating expenses⁽¹⁾</i>	<i>(251)</i>	<i>(162)</i>	<i>(510)</i>	<i>(388)</i>
Gross operating income	(294)	(200)	(515)	(780)
<i>Underlying gross operating income⁽¹⁾</i>	<i>(275)</i>	<i>(160)</i>	<i>(253)</i>	<i>(727)</i>
Net cost of risk	(7)	(22)	(6)	(22)
Net profits or losses from other assets	429	(105)	603	(185)
Impairment losses on goodwill	(114)	-	(114)	(684)
Income tax	193	52	187	(482)
Reported Group net income	168	(290)	(9)	(2,285)
<i>Underlying Group net income⁽¹⁾</i>	<i>(255)</i>	<i>(133)</i>	<i>(386)</i>	<i>(718)</i>

(1) Adjusted for the linearisation of IFRIC 21

The Corporate Centre includes the property management of the Group's head office, the Group's equity portfolio, the Treasury activities for the Group, certain costs related to cross-functional projects as well as certain costs incurred by the Group not re-invoiced to the businesses.

The Corporate Centre's net banking income totalled EUR +374 million in 2021 vs. EUR -339 million in 2020 and EUR +93 million in Q4 21, including the positive impact of a revaluation of securities for EUR 117 million vs. EUR +2 million in Q4 20.

Operating expenses totalled EUR 889 million in 2021 vs. EUR 441 million in 2020. They include the Group's transformation costs for a total amount of EUR 379 million relating to the activities of French Retail Banking (EUR 194 million), Global Banking & Investor Solutions (EUR 99 million) and the Corporate Centre (EUR 86 million). Underlying costs came to EUR 510 million in 2021 compared to EUR 388 million in 2020.

Operating expenses totalled EUR 387 million in Q4 21 vs. EUR 202 million in Q4 20. They include the Group's transformation costs for a total amount of EUR 147 million relating to the activities of French Retail Banking (EUR 88 million), Global Banking & Investor Solutions (EUR 33 million) and the Corporate Centre (EUR 26 million). Underlying costs came to EUR 251 million in Q4 21 compared to EUR 162 million in Q4 20.

Gross operating income totalled EUR -515 million in 2021 vs. EUR -780 million in 2020 and EUR -294 million in Q4 21 vs. EUR -200 million in Q4 20. Underlying gross operating income came to EUR -253 million in 2021 vs. EUR -727 million in 2020.

Net profits or losses from other assets amounted to EUR +603 million in 2021 vs. EUR -185 million in 2020. In Q4 21, they totalled EUR +429 million including the proceeds of the disposal of Lyxor's asset management activities for EUR 439 million, vs. EUR -105 million in Q4 20 including EUR -101 million in respect of the disposal of SG Finans.

In Q4 21, the Group benefited from the recognition of EUR 130 million of deferred tax assets. Furthermore, the review of International Retail Banking's financial trajectory led to the impairment of goodwill for EUR 114 million in Q4 21.

The Corporate Centre's contribution to Group net income was EUR -9 million in 2021 vs. EUR -2,285 million in 2020 and EUR +168 million in Q4 21 vs. EUR -290 million in Q4 20. The Corporate Centre's contribution to Group net income on an underlying basis was EUR -255 million.

7. CONCLUSION

In 2021, the Group delivered the best annual performance in its history, with Group net income of EUR 5.6 billion and a strong contribution from all its businesses.

2021 was also marked by major progress in the execution of all our strategic initiatives and in the strategic reallocation of our capital in favour of businesses offering profitable growth. The Group therefore announced the planned acquisition of LeasePlan by ALD to create a mobility leader, as well as Boursorama's entry into exclusive discussions with ING with a view to offering ING's individual customers in France the best alternative banking solution.

At end-December 2021, the Group had a CET1 ratio of 13.7%⁽¹⁾, comfortably above its regulatory requirement.

The Board of Directors has established an attractive distribution of 2021 financial results to shareholders equivalent to EUR 2.75 per share. A dividend in cash of EUR 1.65 per share will be proposed to the General Meeting of Shareholders on May 17th.

Furthermore, the Group foresees a buyback programme for around EUR 915 million, or an amount equivalent to EUR 1.10 per share. Exceptionally, it has been retained a split of the distribution between 60% in cash and 40% through share buy-back.

In future, the Group intends to maintain a distribution policy of 50% of underlying Group net income⁽²⁾ with up to 20% of the distribution in the form of a share buyback.

⁽¹⁾ Phased-in (13.6% fully-loaded) post distribution provision

⁽²⁾ After deducting interest on deeply subordinated notes and undated subordinated notes

8. 2022 FINANCIAL CALENDAR

2022 Financial communication calendar

May 5 th , 2022	First quarter 2022 results
May 17 th , 2022	2022 General Meeting
August 3 rd , 2022	Second quarter and first half 2022 results
November 4 th , 2022	Third quarter and nine-month 2022 results

The Alternative Performance Measures, notably the notions of net banking income for the pillars, operating expenses, IFRIC 21 adjustment, cost of risk in basis points, ROE, ROTE, RONE, net assets, tangible net assets, and the amounts serving as a basis for the different restatements carried out (in particular the transition from published data to underlying data) are presented in the methodology notes, as are the principles for the presentation of prudential ratios.

This document contains forward-looking statements relating to the targets and strategies of the Societe Generale Group.

These forward-looking statements are based on a series of assumptions, both general and specific, in particular the application of accounting principles and methods in accordance with IFRS (International Financial Reporting Standards) as adopted in the European Union, as well as the application of existing prudential regulations.

These forward-looking statements have also been developed from scenarios based on a number of economic assumptions in the context of a given competitive and regulatory environment. The Group may be unable to:

- anticipate all the risks, uncertainties or other factors likely to affect its business and to appraise their potential consequences,
- evaluate the extent to which the occurrence of a risk or a combination of risks could cause actual results to differ materially from those provided in this document and the related presentation.

Therefore, although Societe Generale believes that these statements are based on reasonable assumptions, these forward-looking statements are subject to numerous risks and uncertainties, including matters not yet known to it or its management or not currently considered material, and there can be no assurance that anticipated events will occur or that the objectives set out will actually be achieved. Important factors that could cause actual results to differ materially from the results anticipated in the forward-looking statements include, among others, overall trends in general economic activity and in Societe Generale's markets in particular, regulatory and prudential changes, and the success of Societe Generale's strategic, operating and financial initiatives.

More detailed information on the potential risks that could affect Societe Generale's financial results can be found in the section "Risk Factors" in our Universal Registration Document filed with the French Autorité des Marchés Financiers (which is available on <https://investors.societegenerale.com/en>).

Investors are advised to take into account factors of uncertainty and risk likely to impact the operations of the Group when considering the information contained in such forward-looking statements. Other than as required by applicable law, Societe Generale does not undertake any obligation to update or revise any forward-looking information or statements. Unless otherwise specified, the sources for the business rankings and market positions are internal.

9. APPENDIX 1: FINANCIAL DATA

GROUP NET INCOME BY CORE BUSINESS

In EURm	Q4 21	Q4 20	Variation	2021	2020	Variation
French Retail Banking	400	104	x 3.8	1,492	666	x 2.2
International Retail Banking and Financial Services	584	376	+55.3%	2,082	1,304	+59.7%
Global Banking and Investor Solutions	635	280	x 2.3	2,076	57	x 36.4
Core Businesses	1,619	760	x 2.1	5,650	2,027	x 2.8
Corporate Centre	168	(290)	n/s	(9)	(2,285)	+99.6%
Group	1,787	470	x 3.8	5,641	(258)	n/s

CONSOLIDATED BALANCE SHEET

In EUR m	31.12.2021	31.12.2020
Cash, due from central banks	179,969	168,179
Financial assets at fair value through profit or loss *	342,714	411,916
Hedging derivatives	13,239	20,667
Financial assets at fair value through other comprehensive income	43,450	52,060
Securities at amortised cost	19,371	15,635
Due from banks at amortised cost	55,972	53,380
Customer loans at amortised cost	497,164	448,761
Revaluation differences on portfolios hedged against interest rate risk	131	378
Investments of insurance companies	178,898	166,854
Tax assets *	4,812	4,995
Other assets	92,898	67,341
Non-current assets held for sale	27	6
Investments accounted for using the equity method	95	100
Tangible and intangible fixed assets	31,968	30,088
Goodwill	3,741	4,044
Total *	1,464,449	1,444,404

In EUR m	31.12.2021	31.12.2020
Due to central banks	5,152	1,489
Financial liabilities at fair value through profit or loss *	307,563	372,705
Hedging derivatives	10,425	12,461
Debt securities issued	135,324	138,957
Due to banks	139,177	135,571
Customer deposits	509,133	456,059
Revaluation differences on portfolios hedged against interest rate risk	2,832	7,696
Tax liabilities *	1,577	1,227
Other liabilities	106,305	84,937
Non-current liabilities held for sale	1	-
Insurance contracts related liabilities	155,288	146,126
Provisions *	4,850	4,732
Subordinated debts	15,959	15,432
Total liabilities *	1,393,586	1,377,392
Shareholder's equity		
Shareholders' equity, Group share		
Issued common stocks and capital reserves	21,913	22,333
Other equity instruments	7,534	9,295
Retained earnings *	30,631	32,102
Net income	5,641	(258)
Sub-total *	65,719	63,472
Unrealised or deferred capital gains and losses	(652)	(1,762)
Sub-total equity, Group share *	65,067	61,710
Non-controlling interests *	5,796	5,302
Total equity *	70,863	67,012
Total *	1,464,449	1,444,404

(*) Amounts restated compared with the financial statements published in 2020 (See Note 1.7 of financial statements)

10. APPENDIX 2: METHODOLOGY

1 –The financial information presented in respect of Q4 and 2021 was examined by the Board of Directors on February 9th, 2021 and has been prepared in accordance with IFRS as adopted in the European Union and applicable at that date. This information has not been audited.

2 - Net banking income

The pillars' net banking income is defined on page 41 of Societe Generale's 2021 Universal Registration Document. The terms "Revenues" or "Net Banking Income" are used interchangeably. They provide a normalised measure of each pillar's net banking income taking into account the normative capital mobilised for its activity.

3 - Operating expenses

Operating expenses correspond to the "Operating Expenses" as presented in note 8.1 to the Group's consolidated financial statements as at December 31st, 2020 (pages 466 et seq. of Societe Generale's 2021 Universal Registration Document). The term "costs" is also used to refer to Operating Expenses. The Cost/Income Ratio is defined on page 41 of Societe Generale's 2021 Universal Registration Document.

4 - IFRIC 21 adjustment

The IFRIC 21 adjustment corrects the result of the charges recognised in the accounts in their entirety when they are due (generating event) so as to recognise only the portion relating to the current quarter, i.e. a quarter of the total. It consists in smoothing the charge recognised accordingly over the financial year in order to provide a more economic idea of the costs actually attributable to the activity over the period analysed.

The contributions to **Single Resolution Fund (« SRF »)** are part of IFRIC21 adjusted charges, they include contributions to national resolution funds within the EU.

5 – Exceptional items – Transition from accounting data to underlying data

It may be necessary for the Group to present underlying indicators in order to facilitate the understanding of its actual performance. The transition from published data to underlying data is obtained by restating published data for exceptional items and the IFRIC 21 adjustment.

Moreover, the Group restates the revenues and earnings of the French Retail Banking pillar for PEL/CEL provision allocations or write-backs. This adjustment makes it easier to identify the revenues and earnings relating to the pillar's activity, by excluding the volatile component related to commitments specific to regulated savings.

The reconciliation enabling the transition from published accounting data to underlying data is set out in the table below:

Q4 21 (in EURm)	Net Banking Income	Operating Expenses	Cost of risk	Net profit or losses from other assets	Impairment losses on goodwill	Income tax	Group net income	Business
Reported	6 620	(4 565)	(86)	449	(114)	(311)	1 787	
(+) Revaluation gain*	(117)					2	(115)	Corporate Center
(+) IFRIC 21 linearisation		(199)				46	(149)	
(+) Transformation charges*		147				(39)	108	Corporate Center ⁽¹⁾
(+) Lyxor disposal*				(439)		50	(389)	Corporate Center
(+) DTA recognition*						(130)	(130)	Corporate Center
(+) Goodwill impairment*					114		114	Corporate Center
Underlying	6 503	(4 617)	(86)	10	0	(382)	1 226	

Q4 20 (in EURm)	Net Banking Income	Operating Expenses	Cost of risk	Net profit or losses from other assets	Impairment losses on goodwill	Income tax	Group net income	Business
Reported	5 838	(4 351)	(689)	(94)	0	(125)	470	
(+) IFRIC 21 linearisation		(177)				52	(121)	
(+) Transformation charges*		210				(63)	147	o/w GBIS (EUR -157m), Corporate Center (EUR -53m)
(+) Group refocusing plan*			20	101		14	135	Corporate Center
Underlying	5 838	(4 318)	(669)	7	0	(123)	631	

2021 (in EURm)	Net Banking Income	Operating Expenses	Cost of risk	Net profit or losses from other assets	Impairment losses on goodwill	Income tax	Group net income	Business
Reported	25 798	(17 590)	(700)	635	(114)	(1 697)	5 641	
(+) Lyxor disposal*				(439)		50	(389)	Corporate Center
(+) Transformation charges*		379				(104)	275	Corporate Center ⁽²⁾
(+) Capital gains on Haussmann office disposal*				(185)		53	(132)	Corporate Center
(+) Revaluation gain*	(117)					2	(115)	Corporate Center
(+) DTA recognition*						(130)	(130)	Corporate Center
(+) Goodwill impairment*					114		114	Corporate Center
Underlying	25 681	(17 211)	(700)	11	0	(1 826)	5 264	

2020 (in EURm)	Net Banking Income	Operating Expenses	Cost of risk	Net profit or losses from other assets	Impairment losses on goodwill	Income tax	Group net income	Business
Reported	22 113	(16 714)	(3 306)	(12)	(684)	(1 204)	(258)	
(+) Transformation charges*		210				(63)	147	o/w GBIS (EUR -157m), Corporate Center (EUR -53m)
(+) Group refocusing plan*			20	178		14	212	Corporate center
(+) Goodwill impairment*					684		684	Corporate center
(+) DTA impairment*						650	650	Corporate center
Underlying	22 113	(16 504)	(3 286)	166	0	(603)	1 435	

(*) Exceptional item

(1) Transformation and/or restructuring charges in Q4 21 related to RBDF (EUR 88m), GBIS (EUR 33m) and Corporate Center (EUR 26m)

(2) Transformation and/or restructuring charges in 2021 related to RBDF (EUR 194m), GBIS (EUR 99m) and Corporate Center (EUR 86m)

6 - Cost of risk in basis points, coverage ratio for doubtful outstandings

The cost of risk is defined on pages 43 and 635 of Societe Generale's 2021 Universal Registration Document. This indicator makes it possible to assess the level of risk of each of the pillars as a percentage of balance sheet loan commitments, including operating leases.

In EURm		Q4 21	Q4 20	2021	2020
French Retail Banking	Net Cost Of Risk	(20)	276	104	1,097
	Gross loan Outstandings	219,522	222,926	218,043	212,185
	Cost of Risk in bp	(4)	50	5	52
International Retail Banking and Financial Services	Net Cost Of Risk	96	287	504	1,265
	Gross loan Outstandings	137,018	128,965	133,321	132,082
	Cost of Risk in bp	28	89	38	96
Global Banking and Investor Solutions	Net Cost Of Risk	3	104	86	922
	Gross loan Outstandings	178,116	147,508	165,603	160,918
	Cost of Risk in bp	1	28	5	57
Corporate Centre	Net Cost Of Risk	7	22	6	22
	Gross loan Outstandings	14,574	14,044	13,835	11,611
	Cost of Risk in bp	16	62	4	20
Societe Generale Group	Net Cost Of Risk	86	689	700	3,306
	Gross loan Outstandings	549,229	513,443	530,801	516,797
	Cost of Risk in bp	6	54	13	64

The **gross coverage ratio for doubtful outstandings** is calculated as the ratio of provisions recognised in respect of the credit risk to gross outstandings identified as in default within the meaning of the regulations, without taking account of any guarantees provided. This coverage ratio measures the maximum residual risk associated with outstandings in default ("doubtful").

7 - ROE, ROTE, RONE

The notions of ROE (Return on Equity) and ROTE (Return on Tangible Equity), as well as their calculation methodology, are specified on page 43 and 44 of Societe Generale's 2021 Universal Registration Document. This measure makes it possible to assess Societe Generale's return on equity and return on tangible equity.

RONE (Return on Normative Equity) determines the return on average normative equity allocated to the Group's businesses, according to the principles presented on page 44 of Societe Generale's 2021 Universal Registration Document.

Group net income used for the ratio numerator is book Group net income adjusted for "interest net of tax payable on deeply subordinated notes and undated subordinated notes, interest paid to holders of deeply subordinated notes and undated subordinated notes, issue premium amortisations" and "unrealised gains/losses booked under shareholders' equity, excluding conversion reserves" (see methodology note No. 9). For ROTE, income is also restated for goodwill impairment.

Details of the corrections made to book equity in order to calculate ROE and ROTE for the period are given in the table below:

ROTE calculation: calculation methodology

End of period	Q4 21	Q4 20	2021	2020
Shareholders' equity Group share*	65,067	61,710	65,067	61,710
Deeply subordinated notes	(8,003)	(8,830)	(8,003)	(8,830)
Undated subordinated notes		(264)		(264)
Interest net of tax payable to holders of deeply subordinated notes & undated subordinated notes, interest paid to holders of deeply subordinated notes & undated subordinated notes, issue premium amortisations	20	19	20	19
OCI excluding conversion reserves	(489)	(942)	(489)	(942)
Dividend provision	(2,286)	(467)	(2,286)	(467)
ROE equity end-of-period*	54,310	51,227	54,310	51,227
Average ROE equity*	53,878	51,307	52,634	52,091
Average Goodwill	(3,776)	(3,928)	(3,890)	(4,172)
Average Intangible Assets	(2,687)	(2,477)	(2,584)	(2,432)
Average ROTE equity*	47,415	44,902	46,160	45,487
Group net Income (a)	1,787	470	5,641	(258)
Underlying Group net income (b)	1,226	631	5,264	1,435
Interest on deeply subordinated notes and undated subordinated notes (c)	(151)	(164)	(590)	(611)
Cancellation of goodwill impairment (d)	337	-	337	684
Ajusted Group net Income (e) = (a)+ (c)+(d)	1,973	306	5,388	(185)
Ajusted Underlying Group net Income (f)=(b)+(c)	1,075	467	4,674	824
Average ROTE equity (g)*	47,415	44,902	46,160	45,487
ROTE [quarter: (4*e/g), 12M: (2*e/g)]	16.6%	2.7%	11.7%	-0.4%
Average ROTE equity (underlying) (h)*	46,854	45,063	45,783	47,180
Underlying ROTE [quarter: (4*f/h), 12M: (2*f/h)]	9.2%	4.1%	10.2%	1.7%

(*) Amounts restated compared with the financial statements published in 2020 (See Note 1.7 of the financial statements)

RONE calculation: Average capital allocated to Core Businesses (in EURm)

In EUR m	Q4 21	Q4 20	Change	2021	2020	Change
French Retail Banking	10,990	11,186	-1.8%	11,149	11,427	-2.4%
International Retail Banking and Financial Services	10,523	10,112	+4.1%	10,246	10,499	-2.4%
Global Banking and Investor Solutions	15,602	14,287	+9.2%	14,916	14,302	+4.3%
Core Businesses	37,115	35,585	+4.3%	36,310	36,228	+0.2%
Corporate Center	16,763	15,722	+6.7%	16,324	15,863	+2.9%
Group	53,878	51,307	+5.0%	52,634	52,091	+1.0%

(*) Amounts restated compared with the financial statements published in 2020 (See Note 1.7 of the financial statements)

8 - Net assets and tangible net assets

Net assets and tangible net assets are defined in the methodology, page 46 of the Group's 2021 Universal Registration Document. The items used to calculate them are presented below:

End of period – in EUR m	2021	2020	2019
Shareholders' equity Group share*	65,067	61,710	63,527
Deeply subordinated notes	(8,003)	(8,830)	(9,501)
Undated subordinated notes		(264)	(283)
Interest, net of tax, payable to holders of deeply subordinated notes & undated subordinated notes, interest paid to holders of deeply subordinated notes & undated subordinated notes, issue premium amortisations	20	19	4
Bookvalue of own shares in trading portfolio	37	301	375
Net Asset Value*	57,121	52,936	54,122
Goodwill	(3,624)	(3,928)	(4,510)
Intangible Assets	(2,733)	(2,484)	(2,362)
Net Tangible Asset Value*	50,764	46,524	47,250
Number of shares used to calculate NAPS**	831,162	848,859	849,665
Net Asset Value per Share	68.7	62.4	63.7
Net Tangible Asset Value per Share	61.1	54.8	55.6

(*) Amounts restated compared with the financial statements published in 2020 (See Note 1.7 of the financial statements)

(* *) The number of shares considered is the number of ordinary shares outstanding as at end of period, excluding treasury shares and buybacks, but including the trading shares held by the Group.

In accordance with IAS 33, historical data per share prior to the date of detachment of a preferential subscription right are restated by the adjustment coefficient for the transaction.

9 - Calculation of Earnings Per Share (EPS)

The EPS published by Societe Generale is calculated according to the rules defined by the IAS 33 standard (see page 45 of Societe Generale's 2021 Universal Registration Document). The corrections made to Group net income in order to calculate EPS correspond to the restatements carried out for the calculation of ROE and ROTE. As specified on page 45 of Societe Generale's 2021 Universal Registration Document, the Group also publishes EPS adjusted for the impact of non-economic and exceptional items presented in methodology note No. 5 (underlying EPS).

The calculation of Earnings Per Share is described in the following table:

Average number of shares (thousands) – in EUR m	2021	2020	2019
Existing shares	853,371	853,371	834,062
Deductions			
Shares allocated to cover stock option plans and free shares awarded to staff	3,861	2,987	4,011
Other own shares and treasury shares	3,249		149
Number of shares used to calculate EPS**	846,261	850,385	829,902
Group net Income	5,641	(258)	3,248
Interest on deeply subordinated notes and undated subordinated notes	(590)	(611)	(715)
Capital gain net of tax on partial buybacks			
Adjusted Group net income	5,051	(869)	2,533
EPS (in EUR)	5.97	(1.02)	3.05
Underlying EPS* (in EUR)	5.52	0.97	4.03

(*) Calculated on the basis of underlying Group net income.

(**) The number of shares considered is the average number of ordinary shares outstanding during the period, excluding treasury shares and buybacks, but including the trading shares held by the Group.

10 – The Societe Generale Group's Common Equity Tier 1 capital is calculated in accordance with applicable CRR2/CRD5 rules. The fully loaded solvency ratios are presented pro forma for current earnings, net of dividends, for the current financial year, unless specified otherwise. When there is reference to phased-in ratios, these do not include the earnings for the current financial year, unless specified otherwise. The leverage ratio is also calculated according to applicable CRR2/CRD5 rules including the phased-in following the same rationale as solvency ratios.

NB (1) The sum of values contained in the tables and analyses may differ slightly from the total reported due to rounding rules.

(2) All the information on the results for the period (notably: press release, downloadable data, presentation slides and supplement) is available on Societe Generale's website www.societegenerale.com in the "Investor" section.

Societe Generale

Societe Generale is one of the leading European financial services groups. Based on a diversified and integrated banking model, the Group combines financial strength and proven expertise in innovation with a strategy of sustainable growth. Committed to the positive transformations of the world's societies and economies, Societe Generale and its teams seek to build, day after day, together with its clients, a better and sustainable future through responsible and innovative financial solutions.

Active in the real economy for over 150 years, with a solid position in Europe and connected to the rest of the world, Societe Generale has over 133,000 members of staff in 61 countries and supports on a daily basis 30 million individual clients, businesses and institutional investors around the world by offering a wide range of advisory services and tailored financial solutions. The Group is built on three complementary core businesses:

- **French Retail Banking** which encompasses the Societe Generale, Credit du Nord and Boursorama brands. Each offers a full range of financial services with omnichannel products at the cutting edge of digital innovation;
- **International Retail Banking, Insurance and Financial Services to Corporates**, with networks in Africa, Russia, Central and Eastern Europe and specialised businesses that are leaders in their markets;
- **Global Banking and Investor Solutions**, which offers recognised expertise, key international locations and integrated solutions.

Societe Generale is included in the principal socially responsible investment indices: DJSI (Europe), FTSE4Good (Global and Europe), Bloomberg Gender-Equality Index, Refinitiv Diversity and Inclusion Index, Euronext Vigeo (Europe and Eurozone), STOXX Global ESG Leaders indexes, and the MSCI Low Carbon Leaders Index (World and Europe).

In case of doubt regarding the authenticity of this press release, please go to the end of [Societe Generale's newsroom page](#) where official Press Releases sent by Societe Generale can be certified using blockchain technology. A link will allow you to check the document's legitimacy directly on the web page.

For more information, you can follow us on Twitter [@societegenerale](#) or visit our website www.societegenerale.com.

REGISTERED OFFICE OF THE ISSUER

SG Issuer
16, Boulevard Royal
L-2449 Luxembourg
Luxembourg

REGISTERED OFFICE OF THE GUARANTOR

Société Générale
29, boulevard Haussmann
75009 Paris
France

ISSUER'S AUDITORS

Ernst & Young Société Anonyme
35E, avenue John F. Kennedy
L-1855 Luxembourg
Luxembourg

**Ernst & Young et
Autres**
Tour First
TSA 14444
92037 Paris-La
Défense Cedex
France

Deloitte & Associés
6, place de la Pyramide
92908 Paris-La Défense
Cedex
France

GUARANTOR'S AUDITORS

WARRANT AGENT

THE CENTRAL DEPOSITORY (PTE) LIMITED

11 North Buona Vista Drive
#06-07 The Metropolis Tower 2
Singapore 138589

LEGAL ADVISERS TO THE ISSUER

(as to Singapore law)

ALLEN & GLEDHILL LLP
One Marina Boulevard #28-00
Singapore 018989