

Supplemental Listing Document

If you are in any doubt as to any aspect of this document, you should consult your stockbroker or other registered dealer in securities, bank manager, solicitor, accountant or other professional adviser.

Application has been made to the Singapore Exchange Securities Trading Limited (the “**SGX-ST**”) for permission to deal in and for quotation of the Certificates (as defined below). The SGX-ST takes no responsibility for the contents of this document, makes no representation as to its accuracy or completeness and expressly disclaims any liability whatsoever for any loss howsoever arising from or in reliance upon the whole or any part of the contents of this document. Admission to the Official List of the SGX-ST is not to be taken as an indication of the merits of SG Issuer, Société Générale, the Certificates, or the Company (as defined below).

**16,700,000 European Style Cash Settled Long Certificates
relating to the ordinary shares of Tencent Holdings Limited
with a Daily Leverage of 5x**

**issued by
SG Issuer
(Incorporated in Luxembourg with limited liability)
unconditionally and irrevocably guaranteed by
Société Générale**

Issue Price: S\$1.20 per Certificate

This document is published for the purpose of obtaining a listing of all the above certificates (the “**Certificates**”) to be issued by SG Issuer (the “**Issuer**”) unconditionally and irrevocably guaranteed by Société Générale (the “**Guarantor**”), and is supplemental to and should be read in conjunction with a base listing document dated 18 June 2021 including such further base listing documents as may be issued from time to time (the “**Base Listing Document**”) for the purpose of giving information with regard to the Issuer, the Guarantor and the Certificates. Information relating to the Company (as defined below) is contained in this document.

This document does not constitute or form part of any offer, or invitation, to subscribe for or to sell, or solicitation of any offer to subscribe for or to purchase, Certificates or other securities of the Issuer, nor is it calculated to invite, nor does it permit the making of, offers by the public to subscribe for or purchase for cash or other consideration the Certificates or other securities of the Issuer.

Restrictions have been imposed on offers and sales of the Certificates and on distributions of documents relating thereto in Singapore, Hong Kong, the European Economic Area, the United Kingdom and the United States (see “Placing and Sale” contained herein).

The Certificates are complex products. You should exercise caution in relation to them. Investors are warned that the price of the Certificates may fall in value as rapidly as it may rise and

holders may sustain a total loss of their investment. The price of the Certificates also depends on the supply and demand for the Certificates in the market and the price at which the Certificates is trading at any time may differ from the underlying valuation of the Certificates because of market inefficiencies. It is not possible to predict the secondary market for the Certificates. Although the Issuer, the Guarantor and/or any of their affiliates may from time to time purchase the Certificates or sell additional Certificates on the market, the Issuer, the Guarantor and/or any of their affiliates are not obliged to do so. Investors should also note that there are leveraged risks because the Certificates integrate a leverage mechanism and the Certificates will amplify the movements in the increase, and in the decrease, of the value of the Underlying Stock (as defined below) and if the investment results in a loss, any such loss will be increased by the leverage factor of the Certificates. As such, investors could lose more than they would if they had invested directly in the Underlying Stock.

The Certificates are classified as capital markets products other than prescribed capital markets products¹ and Specified Investment Products (SIPs)², and may only be sold to retail investors with enhanced safeguards, including an assessment of such investors' investment knowledge or experience.

The Certificates constitute general unsecured obligations of the Issuer (in the case of any substitution of the Issuer in accordance with the Conditions of the Certificates, the Substituted Obligor as defined in the Conditions of the Certificates) and of no other person, and the guarantee dated 18 June 2021 (the "**Guarantee**") and entered into by the Guarantor constitutes direct unconditional unsecured senior preferred obligations of the Guarantor and of no other person, and if you purchase the Certificates, you are relying upon the creditworthiness of the Issuer and the Guarantor and have no rights under the Certificates against any other person.

Application has been made to the SGX-ST for permission to deal in and for quotation of the Certificates and the SGX-ST has agreed in principle to grant permission to deal in and for quotation of the Certificates. It is expected that dealings in the Certificates will commence on or about 11 August 2021.

As of the date hereof, the Guarantor's long term credit rating by S&P Global Ratings is A, and by Moody's Investors Service, Inc. is A1.

The Issuer is regulated by the Luxembourg Commission de Surveillance du Secteur Financier on a consolidated basis and the Guarantor is regulated by, *inter alia*, the Autorité des Marchés Financiers, the Autorité de Contrôle Prudentiel et de Résolution and the European Central Bank.

10 August 2021

¹ As defined in the Securities and Futures (Capital Markets Products) Regulations 2018.

² As defined in the MAS Notice SFA 04-N12: Notice on the Sale of Investment Products and MAS Notice FAA-N16: Notice on Recommendations on Investment Products.

Subject as set out below, the Issuer and the Guarantor accept full responsibility for the accuracy of the information contained in this document and the Base Listing Document in relation to themselves and the Certificates. To the best of the knowledge and belief of the Issuer and the Guarantor (each of which has taken all reasonable care to ensure that such is the case), the information contained in this document and the Base Listing Document for which they accept responsibility (subject as set out below in respect of the information contained herein with regard to the Company) is in accordance with the facts and does not omit anything likely to affect the import of such information. The information with regard to the Company as set out herein is extracted from publicly available information. The Issuer and the Guarantor accept responsibility only for the accurate reproduction of such information. No further or other responsibility or liability in respect of such information is accepted by the Issuer and the Guarantor.

No person has been authorised to give any information or to make any representation other than those contained in this document in connection with the offering of the Certificates, and, if given or made, such information or representations must not be relied upon as having been authorised by the Issuer or the Guarantor. Neither the delivery of this document nor any sale made hereunder shall under any circumstances create any implication that there has been no change in the affairs of the Issuer, the Guarantor or their respective subsidiaries and associates since the date hereof.

This document does not constitute an offer or invitation by or on behalf of the Issuer or the Guarantor to purchase or subscribe for any of the Certificates. The distribution of this document and the offering of the Certificates may, in certain jurisdictions, be restricted by law. The Issuer and the Guarantor require persons into whose possession this document comes to inform themselves of and observe all such restrictions. In particular, the Certificates and the Guarantee have not been and will not be registered under the United States Securities Act of 1933, as amended or any state securities law, and trading in the Certificates has not been approved by the United States Commodity Futures Trading Commission (the “CFTC”) under the United States Commodity Exchange Act of 1936, as amended and the Issuer will not be registered as an investment company under the United States Investment Company Act of 1940, as amended, and the rules and regulations thereunder. None of the Securities and Exchange Commission, any state securities commission or regulatory authority or any other United States, French or other regulatory authority has approved or disapproved of the Certificates or the Guarantee or passed upon the accuracy or adequacy of this document. Accordingly, Certificates, or interests therein, may not at any time be offered, sold, resold, traded, pledged, exercised, redeemed, transferred or delivered, directly or indirectly, in the United States or to, or for the account or benefit of, U.S. persons, nor may any U.S. person at any time trade, own, hold or maintain a position in the Certificates or any interests therein. In addition, in the absence of relief from the CFTC, offers, sales, re-sales, trades, pledges, exercises, redemptions, transfers or deliveries of Certificates, or interests therein, directly or indirectly, in the United States or to, or for the account or benefit of, U.S. persons, may constitute a violation of United States law governing commodities trading and commodity pools. Consequently, any offer, sale, resale, trade, pledge, exercise, redemption, transfer or delivery made, directly or indirectly, within the United States or to, or for the account or benefit of, a U.S. person will not be recognised. A further description of certain restrictions on offering and sale of the Certificates and distribution of this document is given in the section headed “Placing and Sale” contained herein.

The SGX-ST has made no assessment of, nor taken any responsibility for, the financial soundness of the Issuer or the Guarantor or the merits of investing in the Certificates, nor have they verified the accuracy or the truthfulness of statements made or opinions expressed in this document.

The Issuer, the Guarantor and/or any of their affiliates may repurchase Certificates at any time on or after the date of issue and any Certificates so repurchased may be offered from time to time in one or more transactions in the over-the-counter market or otherwise at prevailing market

prices or in negotiated transactions, at the discretion of the Issuer, the Guarantor and/or any of their affiliates. Investors should not therefore make any assumption as to the number of Certificates in issue at any time.

References in this document to the “**Conditions**” shall mean references to the Terms and Conditions of the European Style Cash Settled Long/Short Certificates on Single Equities contained in the Base Listing Document. Terms not defined herein shall have the meanings ascribed thereto in the Conditions.

Table of Contents

	<i>Page</i>
Risk Factors	6
Terms and Conditions of the Certificates	16
Terms and Conditions of the European Style Cash Settled Long/Short Certificates on Single Equities	25
Summary of the Issue	39
Information relating to the European Style Cash Settled Long Certificates on Single Equities	41
Information relating to the Company	57
Information relating to the Designated Market Maker	58
Supplemental Information relating to the Guarantor	60
Supplemental General Information	61
Placing and Sale	63
Appendix I	
Appendix II	

RISK FACTORS

The following are risk factors relating to the Certificates:

- (a) investment in Certificates involves substantial risks including market risk, liquidity risk, and the risk that the Issuer and/or the Guarantor will be unable to satisfy its/their obligations under the Certificates. Investors should ensure that they understand the nature of all these risks before making a decision to invest in the Certificates. You should consider carefully whether Certificates are suitable for you in light of your experience, objectives, financial position and other relevant circumstances. Certificates are not suitable for inexperienced investors;
- (b) the Certificates constitute general unsecured obligations of the Issuer (in the case of any substitution of the Issuer in accordance with the Conditions of the Certificates, the Substituted Obligor as defined in the Conditions of the Certificates) and of no other person, and the Guarantee constitutes direct unconditional unsecured senior preferred obligations of the Guarantor and of no other person. In particular, it should be noted that the Issuer issues a large number of financial instruments, including Certificates, on a global basis and, at any given time, the financial instruments outstanding may be substantial. If you purchase the Certificates, you are relying upon the creditworthiness of the Issuer and the Guarantor and have no rights under the Certificates against any other person;
- (c) since the Certificates relate to the price of the Underlying Stock, certain events relating to the Underlying Stock may cause adverse movements in the value and the price of the Underlying Stock, as a result of which, the Certificate Holders (as defined in the Conditions of the Certificates) may, in extreme circumstances, sustain a significant loss of their investment if the price of the Underlying Stock has fallen sharply;
- (d) due to their nature, the Certificates can be volatile instruments and may be subject to considerable fluctuations in value. The price of the Certificates may fall in value as rapidly as it may rise due to, including but not limited to, variations in the frequency and magnitude of the changes in the price of the Underlying Stock, the time remaining to expiry, the currency exchange rates and the creditworthiness of the Issuer and the Guarantor;
- (e) if, whilst any of the Certificates remain unexercised, trading in the Underlying Stock is suspended or halted on the relevant stock exchange, trading in the Certificates may be suspended for a similar period;
- (f) as indicated in the Conditions of the Certificates and herein, a Certificate Holder must tender a specified number of Certificates at any one time in order to exercise. Thus, Certificate Holders with fewer than the specified minimum number of Certificates in a particular series will either have to sell their Certificates or purchase additional Certificates, incurring transactions costs in each case, in order to realise their investment;
- (g) investors should note that in the event of there being a Market Disruption Event (as defined in the Conditions) determination or payment of the Cash Settlement Amount (as defined in the Conditions) may be delayed, all as more fully described in the Conditions;
- (h) certain events relating to the Underlying Stock require or, as the case may be, permit the Issuer to make certain adjustments or amendments to the Conditions. Investors may refer to the Conditions 4 and 6 on pages 30 to 34 and the examples and illustrations of adjustments set out in the “Information relating to the European Style Cash Settled Long Certificates on Single Equities” section of this document for more information;

- (i) the Certificates are only exercisable on the Expiry Date and may not be exercised by Certificate Holders prior to such Expiry Date. Accordingly, if on the Expiry Date the Cash Settlement Amount is zero, a Certificate Holder will lose the value of his investment;
- (j) the total return on an investment in any Certificate may be affected by the Hedging Fee Factor (as defined below), Management Fee (as defined below) and Gap Premium (as defined below);
- (k) investors holding their position overnight should note that they would be required to bear the annualised cost which consists of the Management Fee and Gap Premium, which are calculated daily and applied to the value of the Certificates, as well as certain costs embedded within the Leverage Strategy (as described below) including the Funding Cost (as defined below) and Rebalancing Cost (as defined below);
- (l) investors should note that there may be an exchange rate risk relating to the Certificates where the Cash Settlement Amount is converted from a foreign currency into Singapore dollars.

Exchange rates between currencies are determined by forces of supply and demand in the foreign exchange markets. These forces are, in turn, affected by factors such as international balances of payments and other economic and financial conditions, government intervention in currency markets and currency trading speculation. Fluctuations in foreign exchange rates, foreign political and economic developments, and the imposition of exchange controls or other foreign governmental laws or restrictions applicable to such investments may affect the foreign currency market price and the exchange rate-adjusted equivalent price of the Certificates. Fluctuations in the exchange rate of any one currency may be offset by fluctuations in the exchange rate of other relevant currencies;

- (m) investors should note that there are leveraged risks because the Certificates integrate a leverage mechanism and the Certificates will amplify the movements in the increase, and in the decrease, of the value of the Underlying Stock and if the investment results in a loss, any such loss will be increased by the leverage factor of the Certificates. As such, investors could lose more than they would if they had invested directly in the Underlying Stock;
- (n) when held for longer than a day, the performance of the Certificates could be more or less than the leverage factor that is embedded within the Certificates. The performance of the Certificates each day is locked in, and any subsequent returns are based on what was achieved the previous day. This process, referred to as compounding, may lead to a performance difference from 5 times the performance of the Underlying Stock over a period longer than one day. This difference may be amplified in a volatile market with a sideways trend, where market movements are not clear in direction, whereby investors may sustain substantial losses;
- (o) the Air Bag Mechanism (as defined below) is triggered only when the Underlying Stock is calculated or traded, which may not be during the trading hours of the Relevant Stock Exchange for the Certificates (as defined below);
- (p) investors should note that the Air Bag Mechanism reduces the impact on the Leverage Strategy if the Underlying Stock falls further, but will also maintain a reduced exposure to the Underlying Stock in the event the Underlying Stock starts to rise after the Air Bag Mechanism is triggered, thereby reducing its ability to recoup losses;
- (q) there is no assurance that the Air Bag Mechanism will prevent investors from losing the entire value of their investment, in the event of (i) an overnight fall in the Underlying Stock, where

there is a 20% or greater gap between the previous day closing price and the opening price of the Underlying Stock the following day, as the Air Bag Mechanism will only be triggered when market opens the following day or (ii) a sharp intraday fall in the price of the Underlying Stock of 20% or greater within the 15 minutes Observation Period compared to the reference price, being: (1) if air bag has not been previously triggered on the same day, the previous closing price of the Underlying Stock, or (2) if one or more air bag have been previously triggered on the same day, the latest New Observed Price. Investors may refer to pages 50 to 51 of this document for more information;

- (r) certain events may, pursuant to the terms and conditions of the Certificates, trigger (i) the implementation of methods of adjustment or (ii) the early termination of the Certificates. The Issuer will give the investors reasonable notice of any early termination. If the Issuer terminates the Certificates early, then the Issuer will, if and to the extent permitted by applicable law, pay an amount to each Certificate Holder in respect of each Certificate held by such holder equal to the fair market value of the Certificate less the cost to the Issuer of unwinding any underlying related hedging arrangements, all as determined by the Issuer in its sole and absolute discretion. The performance of this commitment shall depend on (i) general market conditions and (ii) the liquidity conditions of the underlying instrument(s) and, as the case may be, of any other hedging transactions. Investors should note that the amount repaid by the Issuer may be less than the amount initially invested. Investors may refer to the Condition 13 on pages 36 to 38 of this document for more information;
- (s) there is no assurance that an active trading market for the Certificates will sustain throughout the life of the Certificates, or if it does sustain, it may be due to market making on the part of the Designated Market Maker. The Issuer acting through its Designated Market Maker may be the only market participant buying and selling the Certificates. Therefore, the secondary market for the Certificates may be limited and you may not be able to realise the value of the Certificates. Do note that the bid-ask spread increases with illiquidity;
- (t) in the ordinary course of their business, including without limitation, in connection with the Issuer or its appointed designated market maker's market making activities, the Issuer, the Guarantor and any of their respective subsidiaries and affiliates may effect transactions for their own account or for the account of their customers and hold long or short positions in the Underlying Stock. In addition, in connection with the offering of any Certificates, the Issuer, the Guarantor and any of their respective subsidiaries and affiliates may enter into one or more hedging transactions with respect to the Underlying Stock. In connection with such hedging or market-making activities or with respect to proprietary or other trading activities by the Issuer, the Guarantor and any of their respective subsidiaries and affiliates, the Issuer, the Guarantor and any of their respective subsidiaries and affiliates may enter into transactions in the Underlying Stock which may affect the market price, liquidity or value of the Certificates and which may affect the interests of Certificate Holders;
- (u) various potential and actual conflicts of interest may arise from the overall activities of the Issuer, the Guarantor and/or any of their subsidiaries and affiliates.

The Issuer, the Guarantor and any of their subsidiaries and affiliates are diversified financial institutions with relationships in countries around the world. These entities engage in a wide range of commercial and investment banking, brokerage, funds management, hedging transactions and investment and other activities for their own account or the account of others. In addition, the Issuer, the Guarantor and any of their subsidiaries and affiliates, in connection with their other business activities, may possess or acquire material information about the Underlying Stock. Such activities and information may involve or otherwise affect

issuers of the Underlying Stock in a manner that may cause consequences adverse to the Certificate Holders or otherwise create conflicts of interests in connection with the issue of Certificates by the Issuer. Such actions and conflicts may include, without limitation, the exercise of voting power, the purchase and sale of securities, financial advisory relationships and exercise of creditor rights. The Issuer, the Guarantor and any of their subsidiaries and affiliates have no obligation to disclose such information about the Underlying Stock or such activities. The Issuer, the Guarantor and any of their subsidiaries and affiliates and their officers and directors may engage in any such activities without regard to the issue of Certificates by the Issuer or the effect that such activities may directly or indirectly have on any Certificate;

- (v) legal considerations which may restrict the possibility of certain investments:

Some investors' investment activities are subject to specific laws and regulations or laws and regulations currently being considered by various authorities. All potential investors must consult their own legal advisers to check whether and to what extent (i) they can legally purchase the Certificates (ii) the Certificates can be used as collateral security for various forms of borrowing (iii) if other restrictions apply to the purchase of Certificates or their use as collateral security. Financial institutions must consult their legal advisers or regulators to determine the appropriate treatment of the Certificates under any applicable risk-based capital or similar rules;
- (w) the credit rating of the Guarantor is an assessment of its ability to pay obligations, including those on the Certificates. Consequently, actual or anticipated declines in the credit rating of the Guarantor may affect the market value of the Certificates;
- (x) the Certificates are linked to the Underlying Stock and subject to the risk that the price of the Underlying Stock may decline. The following is a list of some of the significant risks associated with the Underlying Stock:
 - Historical performance of the Underlying Stock does not give an indication of future performance of the Underlying Stock. It is impossible to predict whether the price of the Underlying Stock will fall or rise over the term of the Certificates; and
 - The price of the Underlying Stock may be affected by the economic, financial and political events in one or more jurisdictions, including the stock exchange(s) or quotation system(s) on which the Underlying Stock may be traded;
- (y) the value of the Certificates depends on the Leverage Strategy performance built in the Certificate. The Calculation Agent will make the Leverage Strategy last closing level and a calculation tool available to the investors on a website;
- (z) two or more risk factors may simultaneously have an effect on the value of a Certificate such that the effect of any individual risk factor may not be predicted. No assurance can be given as to the effect any combination of risk factors may have on the value of a Certificate;
- (aa) as the Certificates are represented by a global warrant certificate which will be deposited with The Central Depository (Pte) Limited ("**CDP**"):
 - (i) investors should note that no definitive certificate will be issued in relation to the Certificates;
 - (ii) there will be no register of Certificate Holders and each person who is for the time being shown in the records maintained by CDP as entitled to a particular number of Certificates by way of interest (to the extent of such number) in the global warrant

certificate in respect of those Certificates represented thereby shall be treated as the holder of such number of Certificates;

- (iii) investors will need to rely on any statements received from their brokers/custodians as evidence of their interest in the Certificates; and
- (iv) notices to such Certificate Holders will be published on the web-site of the SGX-ST. Investors will need to check the web-site of the SGX-ST regularly and/or rely on their brokers/custodians to obtain such notices;

- (bb) the reform of HIBOR may adversely affect the value of the Certificates

The Hong Kong Inter-bank Offered Rate (“**HIBOR**”) benchmark is referenced in the Leverage Strategy.

It is not possible to predict with certainty whether, and to what extent, HIBOR will continue to be supported going forwards. This may cause HIBOR to perform differently than they have done in the past, and may have other consequences which cannot be predicted. Such factors may have (without limitation) the following effects: (i) discouraging market participants from continuing to administer or contribute to a benchmark; (ii) triggering changes in the rules or methodologies used in the benchmark and/or (iii) leading to the disappearance of the benchmark. Any of the above changes or any other consequential changes as a result of international or national reforms or other initiatives or investigations, could have a material adverse effect on the value of and return on the Certificates.

In addition, the occurrence of a modification or cessation of HIBOR may cause adjustment of the Certificates which may include selecting one or more successor benchmarks and making related adjustments to the Certificates, including if applicable to reflect increased costs.

The Calculation Agent may make adjustments as it may determine appropriate if any of the following circumstances occurs or may occur: (1) HIBOR is materially changed or cancelled or (2)(i) the relevant authorisation, registration, recognition, endorsement, equivalence decision or approval in respect of the benchmark or the administrator or sponsor of the benchmark is not obtained, (ii) an application for authorisation, registration, recognition, endorsement, equivalence decision, approval or inclusion in any official register is rejected or (iii) any authorisation, registration, recognition, endorsement, equivalence decision or approval is suspended or inclusion in any official register is withdrawn.

Investors should consult their own independent advisers and make their own assessment about the potential risks imposed by any of the international or national reforms in making any investment decision with respect to any Certificate;

- (cc) the US Foreign Account Tax Compliance Act (“**FATCA**”) withholding risk:

FATCA generally imposes a 30 per cent. withholding tax on certain U.S.-source payments to certain non-US persons that do provide certification of their compliance with IRS rules to disclose the identity of their US owners and account holders (if any) or establish a basis for exemption for such disclosure. The Issuer or an investor’s broker or custodian may be subject to FATCA and, as a result, may be required to obtain certification from investors that they have complied with FATCA disclosure requirements or have established a basis for exemption from FATCA. If an investor does not provide the Issuer or the relevant broker or custodian with such certification, the Issuer and the Guarantor or other withholding agent could be required to withhold U.S. tax on U.S.-source income (if any) paid pursuant to the Certificates. In certain cases, the Issuer or the relevant broker or custodian could be required to close an account of an investor who does not comply with the FATCA certification

procedures.

FATCA IS PARTICULARLY COMPLEX. EACH INVESTOR SHOULD CONSULT ITS OWN TAX ADVISER TO OBTAIN A MORE DETAILED EXPLANATION OF FATCA AND TO DETERMINE HOW THIS LEGISLATION MIGHT AFFECT EACH INVESTOR IN ITS PARTICULAR CIRCUMSTANCES;

(dd) U.S. withholding tax

The Issuer has determined that this Certificate is not linked to U.S. Underlying Equities within the meaning of applicable regulations under Section 871(m) of the United States Internal Revenue Code, as discussed in the accompanying Base Listing Document under “TAXATION—TAXATION IN THE UNITED STATES OF AMERICA—Section 871(m) of the U.S. Internal Revenue Code of 1986.” Accordingly, the Issuer expects that Section 871(m) will not apply to the Certificates. Such determination is not binding on the IRS, and the IRS may disagree with this determination. Section 871(m) is complex and its application may depend on a Certificate Holder's particular circumstances. Certificate Holders should consult with their own tax advisers regarding the potential application of Section 871(m) to the Certificates; and

(ee) risk factors relating to the BRRD

French and Luxembourg law and European legislation regarding the resolution of financial institutions may require the write-down or conversion to equity of the Certificates or other resolution measures if the Issuer or the Guarantor is deemed to meet the conditions for resolution.

Directive 2014/59/EU of the European Parliament and of the Council of the European Union dated 15 May 2014 establishing a framework for the recovery and resolution of credit institutions and investment firms (the “**BRRD**”) entered into force on 2 July 2014. The BRRD has been implemented into Luxembourg law by, among others, the Luxembourg act dated 18 December 2015 on the failure of credit institutions and certain investment firms, as amended (the “**BRR Act 2015**”). Under the BRR Act 2015, the competent authority is the Luxembourg financial sector supervisory authority (*Commission de surveillance du secteur financier*, the CSSF) and the resolution authority is the CSSF acting as resolution council (*conseil de résolution*).

Moreover, Regulation (EU) No. 806/2014 of the European Parliament and of the Council of 15 July 2014 establishing uniform rules and a uniform procedure for the resolution of credit institutions and certain investment firms in the framework of a Single Resolution Mechanism (“**SRM**”) and a Single Resolution Fund (the “**SRM Regulation**”) has established a centralised power of resolution entrusted to a Single Resolution Board (the “**SRB**”) in cooperation with the national resolution authorities.

Since November 2014, the European Central Bank (“**ECB**”) has taken over the prudential supervision of significant credit institutions in the member states of the Eurozone under the Single Supervisory Mechanism (“**SSM**”). In addition, the SRM has been put in place to ensure that the resolution of credit institutions and certain investment firms across the Eurozone is harmonised. As mentioned above, the SRM is managed by the SRB. Under Article 5(1) of the SRM Regulation, the SRM has been granted those responsibilities and powers granted to the EU Member States’ resolution authorities under the BRRD for those credit institutions and certain investment firms subject to direct supervision by the ECB. The ability of the SRB to exercise these powers came into force at the beginning of 2016.

Societe Generale has been designated as a significant supervised entity for the purposes of

Article 49(1) of Regulation (EU) No 468/2014 of the ECB of 16 April 2014 establishing the framework for cooperation within the SSM between the ECB and national competent authorities and with national designated authorities (the “**SSM Regulation**”) and is consequently subject to the direct supervision of the ECB in the context of the SSM. This means that Societe Generale and SG Issuer (being covered by the consolidated prudential supervision of Societe Generale) are also subject to the SRM which came into force in 2015. The SRM Regulation mirrors the BRRD and, to a large part, refers to the BRRD so that the SRB is able to apply the same powers that would otherwise be available to the relevant national resolution authority.

The stated aim of the BRRD and the SRM Regulation is to provide for the establishment of an EU-wide framework for the recovery and resolution of credit institutions and certain investment firms. The regime provided for by the BRRD is, among other things, stated to be needed to provide the resolution authority designated by each EU Member State (the “**Resolution Authority**”) with a credible set of tools to intervene sufficiently early and quickly in an unsound or failing institution so as to ensure the continuity of the institution’s critical financial and economic functions while minimising the impact of an institution’s failure on the economy and financial system (including taxpayers’ exposure to losses).

Under the SRM Regulation, a centralised power of resolution is established and entrusted to the SRB acting in cooperation with the national resolution authorities. In accordance with the provisions of the SRM Regulation, when applicable, the SRB, has replaced the national resolution authorities designated under the BRRD with respect to all aspects relating to the decision-making process and the national resolution authorities designated under the BRRD continue to carry out activities relating to the implementation of resolution schemes adopted by the SRB. The provisions relating to the cooperation between the SRB and the national resolution authorities for the preparation of the institutions’ resolution plans have applied since 1 January 2015 and the SRM has been fully operational since 1 January 2016.

The SRB is the Resolution Authority for the Issuer and the Guarantor.

The powers provided to the Resolution Authority in the BRRD and the SRM Regulation include write-down/conversion powers to ensure that capital instruments (including subordinated debt instruments) and eligible liabilities (including senior debt instruments if junior instruments prove insufficient to absorb all losses) absorb losses of the issuing institution that is subject to resolution in accordance with a set order of priority (the “**Bail-in Power**”). The conditions for resolution under the SRM Regulation are deemed to be met when: (i) the Resolution Authority determines that the institution is failing or is likely to fail, (ii) there is no reasonable prospect that any measure other than a resolution measure would prevent the failure within a reasonable timeframe, and (iii) a resolution measure is necessary for the achievement of the resolution objectives (in particular, ensuring the continuity of critical functions, avoiding a significant adverse effect on the financial system, protecting public funds by minimizing reliance on extraordinary public financial support, and protecting client funds and assets) and winding up of the institution under normal insolvency proceedings would not meet those resolution objectives to the same extent.

The Resolution Authority could also, independently of a resolution measure or in combination with a resolution measure, fully or partially write-down or convert capital instruments (including subordinated debt instruments) into equity when it determines that the institution or its group will no longer be viable unless such write-down or conversion power is exercised or when the institution requires extraordinary public financial support (except when extraordinary public financial support is provided in Article 10 of the SRM Regulation). The terms and

conditions of the Certificates contain provisions giving effect to the Bail-in Power in the context of resolution and write-down or conversion of capital instruments at the point of non-viability.

The Bail-in Power could result in the full (i.e., to zero) or partial write-down or conversion of the Certificates into ordinary shares or other instruments of ownership, or the variation of the terms of the Certificates (for example, the maturity and/or interest payable may be altered and/or a temporary suspension of payments may be ordered). Extraordinary public financial support should only be used as a last resort after having assessed and applied, to the maximum extent practicable, the resolution measures. No support will be available until a minimum amount of contribution to loss absorption and recapitalization of 8% of total liabilities including own funds has been made by shareholders, holders of capital instruments and other eligible liabilities through write-down, conversion or otherwise.

In addition to the Bail-in Power, the BRRD provides the Resolution Authority with broader powers to implement other resolution measures with respect to institutions that meet the conditions for resolution, which may include (without limitation) the sale of the institution's business, the creation of a bridge institution, the separation of assets, the replacement or substitution of the institution as obligor in respect of debt instruments, modifications to the terms of debt instruments (including altering the maturity and/or the amount of interest payable and/or imposing a temporary suspension on payments), removing management, appointing an interim administrator, and discontinuing the listing and admission to trading of financial instruments.

Before taking a resolution measure, including implementing the Bail-in Power, or exercising the power to write down or convert relevant capital instruments, the Resolution Authority must ensure that a fair, prudent and realistic valuation of the assets and liabilities of the institution is carried out by a person independent from any public authority.

The application of any measure under the BRRD and the SRM Regulation or any suggestion of such application with respect to the Issuer, the Guarantor or the Group could materially adversely affect the rights of Certificate Holders, the price or value of an investment in the Certificates and/or the ability of the Issuer or the Guarantor to satisfy its obligations under any Certificates, and as a result investors may lose their entire investment.

Moreover, if the Issuer's or the Guarantor's financial condition deteriorates, the existence of the Bail-in Power, the exercise of write-down/conversion powers or any other resolution tools by the Resolution Authority independently of a resolution measure or in combination with a resolution measure when it determines that the Issuer, the Guarantor or the Group will no longer be viable could cause the market price or value of the Certificates to decline more rapidly than would be the case in the absence of such powers.

Since 1 January 2016, EU credit institutions (such as Societe Generale) and certain investment firms have to meet, at all times, a minimum requirement for own funds and eligible liabilities ("**MREL**") pursuant to Article 12 of the SRM Regulation. The MREL, which is expressed as a percentage of the total liabilities and own funds of the institution, aims at preventing institutions from structuring their liabilities in a manner that impedes the effectiveness of the Bail-in Power in order to facilitate resolution.

The current regime will evolve as a result of the changes adopted by the EU legislators. On 7 June 2019, as part of the contemplated amendments to the so-called "EU Banking Package", the following legislative texts have been published in the Official Journal of the EU 14 May 2019:

- Directive (EU) 2019/879 of the European Parliament and of the Council of 20 May 2019 amending the BRRD as regards the loss-absorbing and recapitalisation capacity of credit institutions and investment firms (the “**BRRD II**”); and
- Regulation (EU) 2019/877 of the European Parliament and of the Council of 20 May 2019 amending the SRM Regulation as regards the loss-absorbing and recapitalisation capacity (“**TLAC**”) of credit institutions and investment firms (the “**SRM II Regulation**” and, together with the BRRD II, the “**EU Banking Package Reforms**”).

The EU Banking Package Reforms will introduce, among other things, the TLAC standard as implemented by the Financial Stability Board's TLAC Term Sheet (“**FSB TLAC Term Sheet**”), by adapting, among others, the existing regime relating to the specific MREL with aim of reducing risks in the banking sector and further reinforcing institutions' ability to withstand potential shocks will strengthen the banking union and reduce risks in the financial system.

The TLAC will be implemented in accordance with the FSB TLAC Term Sheet, which impose a level of “Minimum TLAC” that will be determined individually for each global systemically important bank (“**G-SIB**”), such as Societe Generale, in an amount at least equal to (i) 16%, plus applicable buffers, of risk weight assets through January 1, 2022 and 18%, plus applicable buffers, thereafter and (ii) 6% of the Basel III leverage ratio denominator through January 1, 2022 and 6.75% thereafter (each of which could be extended by additional firm-specific requirements).

According to Regulation (EU) No 575/2013 of the European Parliament and of the Council of 26 June 2013 on prudential requirements for credit institutions and investment firms (the “**CRR**”), as amended by Regulation (EU) 2019/876 of the European Parliament and of the Council of 20 May 2019 amending the CRR as regards the leverage ratio, the net stable funding ratio, requirements for own funds and eligible liabilities, counterparty credit risk, market risk, exposures to central counterparties, exposures to collective investment undertakings, large exposures, reporting and disclosure requirements (the “**CRR II**”), EU G-SIBs, such as Societe Generale, will have to comply with TLAC requirements, on top of the MREL requirements, as from the entry into force of the CRR II. As such, G-SIBs, such as Societe Generale will have to comply at the same time with TLAC and MREL requirements.

Consequently, criteria for MREL-eligible liabilities will be closely aligned with those laid down in the CRR, as amended by the CRR II for the TLAC-eligible liabilities, but subject to the complementary adjustments and requirements introduced in the BRRD II. In particular, certain debt instruments with an embedded derivative component, such as certain structured notes, will be eligible, subject to certain conditions, to meet the MREL requirements to the extent that they have a fixed or increasing principal amount repayable at maturity that is known in advance while only an additional return is linked to that derivative component and depends on the performance of a reference asset.

The level of capital and eligible liabilities required under MREL will be set by the SRB for Societe Generale on an individual and/or consolidated basis based on certain criteria including systemic importance any may also be set for SG Issuer. Eligible liabilities may be senior or subordinated, provided, among other requirements, that they have a remaining maturity of at least one year and, if governed by non-EU law, they must be able to be written down or converted under that law (including through contractual provisions).

The scope of liabilities used to meet the MREL includes, in principle, all liabilities resulting from claims arising from ordinary unsecured creditors (non-subordinated liabilities) unless

they do not meet specific eligibility criteria set out in the BRRD, as amended by the BRRD II. To enhance the resolvability of institutions and entities through an effective use of the bail-in tool, the SRB should be able to require that the MREL be met with own funds and other subordinated liabilities, in particular where there are clear indications that bailed-in creditors are likely to bear losses in resolution that would exceed the losses that they would incur under normal insolvency proceedings. Moreover the SRB should assess the need to require institutions and entities to meet the MREL with own funds and other subordinated liabilities where the amount of liabilities excluded from the application of the bail-in tool reaches a certain threshold within a class of liabilities that includes MREL-eligible liabilities. Any subordination of debt instruments requested by the SRB for the MREL shall be without prejudice to the possibility to partly meet the TLAC requirements with non-subordinated debt instruments in accordance with the CRR, as amended by the CRR II, as permitted by the TLAC standard. Specific requirements apply to resolution groups with assets above EUR 100 billion (top-tier banks).

If the SRB finds that there could exist any obstacles to resolvability by the Issuer or the Guarantor and/or the Group, a higher MREL requirement could be imposed. Any failure by the Issuer or the Guarantor, as applicable, and/or the Group to comply with its MREL may have a material adverse effect on the Issuer's business, financial conditions and results of operations.

TERMS AND CONDITIONS OF THE CERTIFICATES

The following are the terms and conditions of the Certificates and should be read in conjunction with, and are qualified by reference to, the other information set out in this document and the Base Listing Document.

The Conditions are set out in the section headed “Terms and Conditions of the European Style Cash Settled Long/Short Certificates on Single Equities” in the Base Listing Document. For the purposes of the Conditions, the following terms shall have the following meanings:

Certificates:	16,700,000 European Style Cash Settled Long Certificates relating to the ordinary shares of Tencent Holdings Limited (the “ Underlying Stock ”)
ISIN:	LU2267110588
Company:	Tencent Holdings Limited (RIC: 0700.HK)
Underlying Price ³ and Source:	HK\$486.20 (Reuters)
Calculation Agent:	Société Générale
Strike Level:	Zero
Daily Leverage:	5x (within the Leverage Strategy as described below)
Notional Amount per Certificate:	SGD 1.20
Management Fee (p.a.) ⁴ :	0.40%
Gap Premium (p.a.) ⁵ :	4.60%, is a hedging cost against extreme market movements overnight.
Funding Cost ⁶ :	The annualised costs of funding, referencing a publicly published interbank offered rate plus spread.
Rebalancing Cost ⁶ :	The transaction costs (if applicable), computed as a function of leverage and daily performance of the Underlying Stock.
Launch Date:	3 August 2021
Closing Date:	10 August 2021
Expected Listing Date:	11 August 2021

³ These figures are calculated as at, and based on information available to the Issuer on or about 10 August 2021. The Issuer is not obliged, and undertakes no responsibility to any person, to update or inform any person of any changes to the figures after 10 August 2021.

⁴ Please note that the Management Fee is calculated on a 360-day basis and may be increased up to a maximum of 3% p.a. on giving one month's notice to investors. Any increase in the Management Fee will be announced on the SGXNET. Please refer to “Fees and Charges” below for further details of the fees and charges payable and the maximum of such fees as well as other ongoing expenses that may be borne by the Certificates.

⁵ Please note that the Gap Premium is calculated on a 360-day basis.

⁶ These costs are embedded within the Leverage Strategy.

Last Trading Date:	The date falling 5 Business Days immediately preceding the Expiry Date, currently being 1 August 2022
Expiry Date:	8 August 2022 (if the Expiry Date is not a Business Day, then the Expiry Date shall fall on the preceding Business Day and subject to adjustment of the Valuation Date upon the occurrence of Market Disruption Events as set out in the Conditions of the Certificates)
Board Lot:	100 Certificates
Valuation Date:	5 August 2022 or if such day is not an Exchange Business Day, the immediately preceding Exchange Business Day.
Exercise:	<p>The Certificates may only be exercised on the Expiry Date or if the Expiry Date is not a Business Day, the immediately preceding Business Day, in a Board Lot or integral multiples thereof. Certificate Holders shall not be required to deliver an exercise notice. Exercise of Certificates shall be determined by whether the Cash Settlement Amount (less any Exercise Expenses) is positive. If the Cash Settlement Amount (less any Exercise Expenses) is positive, all Certificates shall be deemed to have been automatically exercised at 10:00 a.m. (Singapore time) on the Expiry Date or if the Expiry Date is not a Business Day, the immediately preceding Business Day. The Cash Settlement Amount less the Exercise Expenses in respect of the Certificates shall be paid in the manner set out in Condition 4(c) of the Conditions. In the event the Cash Settlement Amount (less any Exercise Expenses) is zero, all Certificates shall be deemed to have expired at 10:00 a.m. (Singapore time) on the Expiry Date or if the Expiry Date is not a Business Day, the immediately preceding Business Day, and Certificate Holders shall not be entitled to receive any payment from the Issuer in respect of the Certificates.</p>
Cash Settlement Amount:	<p>In respect of each Certificate, shall be an amount payable in the Settlement Currency equal to:</p> <p>Closing Level multiplied by the Notional Amount per Certificate</p> <p>Please refer to the “Information relating to the European Style Cash Settled Long Certificates on Single Equities” section on pages 41 to 56 of this document for examples and illustrations of the calculation of the Cash Settlement Amount.</p>
Hedging Fee Factor:	<p>In respect of each Certificate, shall be an amount calculated as: Product (for t from 2 to Valuation Date) of $(1 - \text{Management Fee} \times (\text{ACT}(t-1;t) \div 360)) \times (1 - \text{Gap Premium}(t-1) \times (\text{ACT}(t-1;t) \div 360))$, where:</p> <p>“t” refers to “Observation Date” which means each Underlying Stock Business Day (subject to Market Disruption Event) from (and including) the Underlying Stock Business Day immediately</p>

preceding the Expected Listing Date to the Valuation Date; and

ACT (t-1;t) means the number of calendar days between the Underlying Stock Business Day immediately preceding the Observation Date (which is “t-1”) (included) and the Observation Date (which is “t”) (excluded).

If the Issuer determines, in its sole discretion, that on any Observation Date a Market Disruption Event has occurred, then that Observation Date shall be postponed until the first succeeding Underlying Stock Business Day on which there is no Market Disruption Event, unless there is a Market Disruption Event on each of the five Underlying Stock Business Days immediately following the original date that, but for the Market Disruption Event, would have been an Observation Date. In that case, that fifth Underlying Stock Business Day shall be deemed to be the Observation Date notwithstanding the Market Disruption Event and the Issuer shall determine, its good faith estimate of the level of the Leverage Strategy and the value of the Certificate on that fifth Underlying Stock Business Day in accordance with the formula for and method of calculation last in effect prior to the occurrence of the first Market Disruption Event taking into account, inter alia, the exchange traded or quoted price of the Underlying Stock and the potential increased cost of hedging by the Issuer as a result of the occurrence of the Market Disruption Event.

An “**Underlying Stock Business Day**” is a day on which The Stock Exchange of Hong Kong Limited (the “**HKEX**”) is open for dealings in Hong Kong during its normal trading hours and banks are open for business in Hong Kong.

Please refer to the “Information relating to the European Style Cash Settled Long Certificates on Single Equities” section on pages 41 to 56 of this document for examples and illustrations of the calculation of the Hedging Fee Factor.

Closing Level: In respect of each Certificate, shall be an amount payable in the Settlement Currency equal to:

$$\left(\frac{\text{Final Reference Level} \times \text{Final Exchange Rate}}{\text{Initial Reference Level} \times \text{Initial Exchange Rate}} - \text{Strike Level} \right) \times \text{Hedging Fee Factor}$$

Initial Reference Level: 1,000

Final Reference Level: The closing level of the Leverage Strategy (as described below) on the Valuation Date

The calculation of the closing level of the Leverage Strategy is set out in the “Specific Definitions relating to the Leverage Strategy” section on pages 20 to 24 below.

Initial Exchange Rate³: 0.1745

Final Exchange Rate: The rate for the conversion of HKD to SGD as at 5:00pm (Singapore

Time) on the Valuation Date as shown on Reuters, provided that if the Reuters service ceases to display such information, as determined by the Issuer by reference to such source(s) as the Issuer may reasonably determine to be appropriate at such a time.

Air Bag Mechanism:

The “**Air Bag Mechanism**” refers to the mechanism built in the Leverage Strategy and which is designed to reduce the Leverage Strategy exposure to the Underlying Stock during extreme market conditions. If the Underlying Stock falls by 15% or more (“**Air Bag Trigger Price**”) during the trading day (which represents approximately 75% loss after a 5 times leverage), the Air Bag Mechanism is triggered and the Leverage Strategy is adjusted intra-day. The Air Bag Mechanism reduces the impact on the Leverage Strategy if the Underlying Stock falls further, but will also maintain a reduced exposure to the Underlying Stock in the event the Underlying Stock starts to rise after the Air Bag Mechanism is triggered, thereby reducing its ability to recoup losses.

Trading of Certificates is suspended for at least 30 minutes after the Air Bag is triggered.

The Leverage Strategy is floored at 0 and the Certificates cannot be valued below zero.

Please refer to the “Extraordinary Strategy Adjustment for Performance Reasons (“Air Bag Mechanism”)” section on pages 23 to 24 below and the “Description of Air Bag Mechanism” section on pages 47 to 49 of this document for further information of the Air Bag Mechanism.

Adjustments and Extraordinary Events:

The Issuer has the right to make adjustments to the terms of the Certificates if certain events, including any capitalisation issue, rights issue, extraordinary distributions, merger, delisting, insolvency (as more specifically set out in the terms and conditions of the Certificates) occur in respect of the Underlying Stock. For the avoidance of doubt, no notice will be given if the Issuer determines that adjustments will not be made.

Underlying Stock Currency:

Hong Kong Dollar (“**HKD**”)

Settlement Currency:

Singapore Dollar (“**SGD**”)

Exercise Expenses:

Certificate Holders will be required to pay all charges which are incurred in respect of the exercise of the Certificates.

Relevant Stock Exchange for the Certificates:

The Singapore Exchange Securities Trading Limited (the “**SGX-ST**”)

Relevant Stock Exchange for the Underlying Stock:

HKEX

Business Day and Exchange

A “**Business Day**” is a day on which the SGX-ST is open for dealings in Singapore during its normal trading hours and banks are

Business Day:	open for business in Singapore. An “ Exchange Business Day ” is a day on which the SGX-ST and the HKEX are open for dealings in Singapore and Hong Kong respectively during its normal trading hours and banks are open for business in Singapore and Hong Kong.
Warrant Agent:	The Central Depository (Pte) Limited (“ CDP ”)
Clearing System:	CDP
Fees and Charges:	<p>Normal transaction and brokerage fees shall apply to the trading of the Certificates on the SGX-ST. Investors should note that they may be required to pay stamp taxes or other documentary charges in accordance with the laws and practices of the country where the Certificates are transferred. Investors who are in any doubt as to their tax position should consult their own independent tax advisers. In addition, investors should be aware that tax regulations and their application by the relevant taxation authorities change from time to time. Accordingly, it is not possible to predict the precise tax treatment which will apply at any given time.</p> <p>Investors holding position overnight would also be required to bear the Management Fee and Gap Premium, which are calculated daily and applied to the value of the Certificates, as well as certain costs embedded within the Leverage Strategy including the Funding Cost and Rebalancing Cost. The Management Fee may be increased up to a maximum of 3% p.a. on giving one month’s notice to investors in accordance with the terms and conditions of the Certificates. Any increase in the Management Fee will be announced on the SGXNET.</p>
Further Information:	Please refer to the website at dlc.socgen.com for more information on the theoretical closing price of the Certificates on the previous trading day, the closing price of the Underlying Stock on the previous trading day, the Air Bag Trigger Price for each trading day and the Management Fee and Gap Premium.

Specific Definitions relating to the Leverage Strategy

Description of the Leverage Strategy

The Leverage Strategy is designed to track a 5 times daily leveraged exposure to the Underlying Stock.

At the end of each trading day of the Underlying Stock, the exposure of the Leverage Strategy to the Underlying Stock is reset within the Leverage Strategy in order to retain a daily leverage of 5 times the performance of the Underlying Stock (excluding costs) regardless of the performance of the Underlying Stock on the preceding day. This mechanism is referred to as the Daily Reset.

The Leverage Strategy incorporates an air bag mechanism which is designed to reduce exposure to the Underlying Stock during extreme market conditions, as further described below.

Leverage Strategy Formula

LSL_t	<p>means, for any Observation Date(t), the Leverage Strategy Closing Level as of such day (t).</p> <p>Subject to the occurrence of an Intraday Restrike Event, the Leverage Strategy Closing Level as of such Observation Date(t) is calculated in accordance with the following formulae:</p> <p>On Observation Date(1):</p> $LSL_1 = 1000$ <p>On each subsequent Observation Date(t):</p> $LSL_t = \text{Max}[LSL_{t-1} \times (1 + LR_{t-1,t} - FC_{t-1,t} - RC_{t-1,t}), 0]$
LR_{t-1,t}	<p>means the Leveraged Return of the Underlying Stock between Observation Date(t-1) and Observation Date(t) closing prices, calculated as follows:</p> $LR_{t-1,t} = \text{Leverage} \times \left(\frac{S_t}{S_{t-1} \times Rfactor_t} - 1 \right)$
FC_{t-1,t}	<p>means, the Funding Cost between Observation Date(t-1) (included) and Observation Date(t) (excluded) calculated as follows:</p> $FC_{t-1,t} = (\text{Leverage} - 1) \times \frac{\text{Rate}_{t-1} \times \text{ACT}(t - 1, t)}{\text{DayCountBasisRate}}$
RC_{t-1,t}	<p>means the Rebalancing Cost of the Leverage Strategy on Observation Date (t), calculated as follows :</p> $RC_{t-1,t} = \text{Leverage} \times (\text{Leverage} - 1) \times \left(\left \frac{S_t}{S_{t-1} \times Rfactor_t} - 1 \right \right) \times TC$
TC	<p>means the Transaction Costs applicable (including Stamp Duty and any other applicable taxes, levies and costs which may be levied on the stock transactions on the Relevant Stock Exchange for the Underlying Stock by the applicable regulatory authorities from time to time) that are currently equal to:</p> <p>0.13%</p> <p>“Stamp Duty” refers to the applicable rate of stamp duty on the stock transactions in the jurisdiction of the Relevant Stock Exchange for the Underlying Stock, which may be changed by the applicable regulatory authorities from time to time.</p>
Leverage	5
S_t	<p>means, in respect of each Observation Date(t), the Closing Price of the Underlying Stock as of such Observation Date(t), subject to the adjustments and provisions of the Conditions.</p>
Rate_t	<p>means, in respect of each Observation Date(t), a rate calculated as of such day in accordance with the following formula:</p>

$$\text{Rate}_t = \text{CashRate}_t + \% \text{SpreadLevel}_t$$

Rfactor_t means, in the event Observation Date (t) is an ex-dividend date of the Underlying Stock, an amount determined by the Calculation Agent, subject to the adjustments and provisions of the Conditions, according to the following formula:

$$Rfactor_t = 1 - \frac{Div_t}{S_{t-1}}$$

where

Div_t is the dividend to be paid out in respect of the Underlying Stock and the relevant ex-dividend date which shall be considered net of any applicable withholding taxes.

CashRate_t means, in respect of each Observation Date(t), the Overnight HKD Hong Kong Interbank Offered Rate (HIBOR) Fixing, as published on Reuters RIC HIKHDOND= or any successor page, being the rate as of day (t), provided that if any of such rate is not available, then that rate shall be determined by reference to the latest available rate that was published on the relevant Reuters page. Upon the occurrence or likely occurrence, as determined by the Calculation Agent, of modification, the permanent or indefinite cancellation or cessation in the provision of HIBOR, or a regulator or other official sector entity prohibits the use of HIBOR, the Calculation Agent may make adjustments as it may determine appropriate to account for the relevant event or circumstance, including but not limited to using any alternative rates from such date, with or without retroactive effect as the Calculation Agent may in its sole and absolute discretion determine.

%SpreadLevel_t means, in respect of each Observation Date(t), a rate which shall be determined with respect to such Valuation Date(t) by the Calculation Agent as the difference between (1) the 12-month HKD Hong Kong Interbank Offered Rate (HIBOR) Fixing, as published on Reuters RIC HIKHD1YD= and (2) Overnight HKD Hong Kong Interbank Offered Rate (HIBOR) Fixing, as published on Reuters RIC HIKHDOND= or any successor page, each being the rate as of day (t), provided that if any of such rates is not available, then that rate shall be determined by reference to the latest available rate that was published on the relevant Reuters page. Upon the occurrence or likely occurrence, as determined by the Calculation Agent, of modification, the permanent or indefinite cancellation or cessation in the provision of HIBOR, or a regulator or other official sector entity prohibits the use of HIBOR, the Calculation Agent may make adjustments as it may determine appropriate to account for the relevant event or circumstance, including but not limited to using any alternative rates from such date, with or without retroactive effect as the Calculation Agent may in its sole and absolute discretion determine.

Provided that if such difference is negative, **%SpreadLevel_t** should be 0%.

ACT(t-1,t) ACT (t-1;t) means the number of calendar days between the Underlying Stock Business Day immediately preceding the Observation Date (which is "t-1") (included) and the Observation Date (which is "t") (excluded).

Extraordinary Strategy Adjustment for Performance Reasons (“Air Bag Mechanism”)

Extraordinary Strategy Adjustment for Performance Reasons If the Calculation Agent determines that an Intraday Restrike Event has occurred during an Observation Date(t) (the **Intraday Restrike Date**, noted hereafter **IRD**), an adjustment (an **Extraordinary Strategy Adjustment for Performance Reasons**) shall take place during such Observation Date(t) in accordance with the following provisions.

(1) Provided the last Intraday Restrike Observation Period as of such Intraday Restrike Date does not end on the TimeReferenceClosing, the Leverage Strategy Closing Level on the Intraday Restrike Date (LSL_{IRD}) should be computed as follows :

$$LSL_{IRD} = \text{Max}[ILSL_{IR(n)} \times (1 + ILR_{IR(n),IR(C)} - IRC_{IR(n),IR(C)}), 0]$$

(2) If the last Intraday Restrike Event Observation Period on the relevant Intraday Restrike Date ends on the TimeReferenceClosing:

$$LSL_{IRD} = \text{Max}[ILSL_{IR(n)}, 0]$$

$ILSL_{IR(k)}$ means, in respect of $IR(k)$, the Intraday Leverage Strategy Level in accordance with the following provisions :

(1) for $k = 1$:

$$ILSL_{IR(1)} = \text{Max}[LSL_{IRD-1} \times (1 + ILR_{IR(0),IR(1)} - FC_{IRD-1,IRD} - IRC_{IR(0),IR(1)}), 0]$$

(2) for $k > 1$:

$$ILSL_{IR(k)} = \text{Max}[ILSL_{IR(k-1)} \times (1 + ILR_{IR(k-1),IR(k)} - IRC_{IR(k-1),IR(k)}), 0]$$

$ILR_{IR(k-1),IR(k)}$ means the Intraday Leveraged Return between $IR(k-1)$ and $IR(k)$, calculated as follows :

$$ILR_{IR(k-1),IR(k)} = \text{Leverage} \times \left(\frac{IS_{IR(k)}}{IS_{IR(k-1)}} - 1 \right)$$

$IRC_{IR(k-1),IR(k)}$ means the Intraday Rebalancing Cost of the Leverage Strategy in respect of $IR(k)$ on a given Intraday Restrike Date, calculated as follows :

$$IRC_{IR(k-1),IR(k)} = \text{Leverage} \times (\text{Leverage} - 1) \times \left(\left| \frac{IS_{IR(k)}}{IS_{IR(k-1)}} - 1 \right| \right) \times TC$$

$IS_{IR(k)}$ means the Underlying Stock Price in respect of $IR(k)$ computed as follows:

(1) for $k=0$

$$IS_{IR(0)} = S_{IRD-1} \times Rfactor_{IRD}$$

(2) for $k=1$ to n

means in respect of $IR(k)$, the lowest price of the Underlying Stock during the respective Intraday Restrike Observation Period

(3) with respect to $IR(C)$

$$IS_{IR(C)} = S_{IRD}$$

In each case, subject to the adjustments and provisions of the Conditions.

IR(k)	<p>For k=0, means the scheduled close for the Relevant Stock Exchange for the Underlying Stock (or any successor thereto) on the Observation Date immediately preceding the relevant Intraday Restrike Date;</p> <p>For k=1 to n, means the kth Intraday Restrike Event on the relevant Intraday Restrike Date.</p>
IR(C)	means the scheduled close for the Relevant Stock Exchange for the Underlying Stock (or any successor thereto) on the relevant Intraday Restrike Date.
n	means the number of Intraday Restrike Events that occurred on the relevant Intraday Restrike Date.
Intraday Restrike Event	<p>means in respect of an Observation Date(t):</p> <p>(1) provided no Intraday Restrike Event has previously occurred on such Observation Date (t), the decrease at any Calculation Time of the Underlying Stock price by 15% or more compared with the relevant Underlying Stock Price $IS_{IR(0)}$ as of such Calculation Time.</p> <p>(2) if k Intraday Restrike Events have occurred on the relevant Intraday Restrike Date, the decrease at any Calculation Time of the Underlying Stock price by 15% or more compared with the relevant Underlying Stock Price $IS_{IR(k)}$ as of such Calculation Time.</p>
Calculation Time	means any time between the TimeReferenceOpening and the TimeReferenceClosing, provided that the relevant data is available to enable the Calculation Agent to determine the Leverage Strategy Level.
TimeReferenceOpening	means the scheduled opening time for the Relevant Stock Exchange for the Underlying Stock (or any successor thereto).
TimeReferenceClosing	means the scheduled closing time for the Relevant Stock Exchange for the Underlying Stock (or any successor thereto).
Intraday Restrike Event Observation Period	<p>means in respect of an Intraday Restrike Event, the period starting on and excluding the Intraday Restrike Event Time and finishing on and including the sooner between (1) the time falling 15 minutes after the Intraday Restrike Event Time and (2) the TimeReferenceClosing.</p> <p>Where, during such period, the Calculation Agent determines that (1) the trading in the Underlying Stock is disrupted or subject to suspension or limitation or (2) the Relevant Stock Exchange for the Underlying Stock is not open for continuous trading, the Intraday Restrike Event Observation Period will be extended to the extent necessary until (1) the trading in the Underlying Stock is no longer disrupted, suspended or limited and (2) the Relevant Stock Exchange for the Underlying Stock is open for continuous trading.</p>
Intraday Restrike Event Time	means in respect of an Intraday Restrike Event, the Calculation Time on which such event occurs.

The Conditions set out in the section headed “Terms and Conditions of the European Style Cash Settled Long/Short Certificates on Single Equities” in the Base Listing Document are set out below. This section is qualified in its entirety by reference to the detailed information appearing elsewhere in this document which shall, to the extent so specified or to the extent inconsistent with the relevant Conditions set out below, replace or modify the relevant Conditions for the purpose of the Certificates.

TERMS AND CONDITIONS OF

THE EUROPEAN STYLE CASH SETTLED LONG/SHORT CERTIFICATES ON SINGLE EQUITIES

1. Form, Status and Guarantee, Transfer and Title

- (a) *Form.* The Certificates (which expression shall, unless the context otherwise requires, include any further certificates issued pursuant to Condition 11) are issued subject to and with the benefit of:-
- (i) a master instrument by way of deed poll (the “**Master Instrument**”) dated 18 June 2021, made by SG Issuer (the “**Issuer**”) and Société Générale (the “**Guarantor**”); and
 - (ii) a warrant agent agreement (the “**Master Warrant Agent Agreement**” or “**Warrant Agent Agreement**”) dated any time before or on the Closing Date, made between the Issuer and the Warrant Agent for the Certificates.

Copies of the Master Instrument and the Master Warrant Agent Agreement or Warrant Agent Agreement are available for inspection at the specified office of the Warrant Agent.

The holders of the Certificates (the “**Certificate Holders**”) are entitled to the benefit of, are bound by and are deemed to have notice of all the provisions of the Master Instrument and the Master Warrant Agent Agreement or Warrant Agent Agreement.

- (b) *Status and Guarantee.* The Certificates constitute direct, general and unsecured obligations of the Issuer and rank, and will rank, equally among themselves and *pari passu* with all other present and future unsecured and unsubordinated obligations of the Issuer (save for statutorily preferred exceptions). The Certificates provide for cash settlement on exercise. The Certificates do not entitle Certificate Holders to the delivery of any Underlying Stock, are not secured by the Underlying Stock and do not entitle Certificate Holders to any interest in any Underlying Stock.

The due and punctual payment of any amounts due by the Issuer in respect of the Certificates issued by the Issuer is unconditionally and irrevocably guaranteed by the Guarantor as provided in the Guarantee (each such amount payable under the Guarantee, a “**Guarantee Obligation**”).

The Guarantee Obligations will constitute direct, unconditional, unsecured and unsubordinated obligations of the Guarantor ranking as senior preferred obligations as provided for in Article L. 613-30-3 I 3° of the French Code *Monétaire et Financier* (the “**Code**”).

Such Guarantee Obligations rank and will rank equally and rateably without any preference or priority among themselves and:

- (i) *pari passu* with all other direct, unconditional, unsecured and unsubordinated

obligations of the Guarantor outstanding as of the date of the entry into force of the law no. 2016-1691 (the “**Law**”) on 11 December 2016;

- (ii) *pari passu* with all other present or future direct, unconditional, unsecured and senior preferred obligations (as provided for in Article L. 613-30-3 I 3° of the Code) of the Guarantor issued after the date of the entry into force of the Law on 11 December 2016;
- (iii) junior to all present or future claims of the Guarantor benefiting from the statutorily preferred exceptions; and
- (iv) senior to all present and future senior non-preferred obligations (as provided for in Article L.613-30-3 I 4° of the Code) of the Guarantor.

In the event of the failure of the Issuer to promptly perform its obligations to any Certificate Holder under the terms of the Certificates, such Certificate Holder may, but is not obliged to, give written notice to the Guarantor at Société Générale, Tour Société Générale, 75886 Paris Cedex 18, France marked for the attention of SEGL/JUR/OMF - Market Transactions & Financing.

- (c) **Transfer.** The Certificates are represented by a global warrant certificate (“**Global Warrant**”) which will be deposited with The Central Depository (Pte) Limited (“**CDP**”). Certificates in definitive form will not be issued. Transfers of Certificates may be effected only in Board Lots or integral multiples thereof. All transactions in (including transfers of) Certificates, in the open market or otherwise, must be effected through a securities account with CDP. Title will pass upon registration of the transfer in the records maintained by CDP.
- (d) **Title.** Each person who is for the time being shown in the records maintained by CDP as entitled to a particular number of Certificates shall be treated by the Issuer, the Guarantor and the Warrant Agent as the holder and absolute owner of such number of Certificates, notwithstanding any notice to the contrary. The expression “**Certificate Holder**” shall be construed accordingly.
- (e) **Bail-In.** By the acquisition of Certificates, each Certificate Holder (which, for the purposes of this Condition, includes any current or future holder of a beneficial interest in the Certificates) acknowledges, accepts, consents and agrees:
 - (i) to be bound by the effect of the exercise of the Bail-In Power (as defined below) by the Relevant Resolution Authority (as defined below) on the Issuer’s liabilities under the Certificates, which may include and result in any of the following, or some combination thereof:
 - (A) the reduction of all, or a portion, of the Amounts Due (as defined below), on a permanent basis;
 - (B) the conversion of all, or a portion, of the Amounts Due into shares, other securities or other obligations of the Issuer or the Guarantor or another person (and the issue to the Certificate Holder of such shares, securities or obligations), including by means of an amendment, modification or variation of the Conditions of the Certificates, in which case the Certificate Holder agrees to accept in lieu of its rights under the Certificates any such shares, other securities or other obligations of the Issuer or the Guarantor or another person;

- (C) the cancellation of the Certificates; and/or
- (D) the amendment or alteration of the expiration of the Certificates or amendment of the amounts payable on the Certificates, or the date on which the amounts become payable, including by suspending payment for a temporary period; and

that terms of the Certificates are subject to, and may be varied, if necessary, to give effect to the exercise of the Bail-In Power by the Relevant Resolution Authority or the regulator,

(the “**Statutory Bail-In**”);

- (ii) if the Relevant Resolution Authority exercises its Bail-In Power on liabilities of the Guarantor, pursuant to Article L.613-30-3-I-3 of the French Monetary and Financial Code (the “**M&F Code**”):

- (A) ranking:
 - (1) junior to liabilities of the Guarantor benefitting from statutorily preferred exceptions pursuant to Article L.613-30-3-I 1° and 2 of the M&F Code;
 - (2) *pari passu* with liabilities of the Guarantor as defined in Article L.613-30-3-I-3 of the M&F Code; and
 - (3) senior to liabilities of the Guarantor as defined in Article L.613-30-3-I-4 of the M&F Code; and
- (B) which are not *titres non structurés* as defined under Article R.613-28 of the M&F Code, and
- (C) which are not or are no longer eligible to be taken into account for the purposes of the MREL (as defined below) ratio of the Guarantor

and such exercise of the Bail-In Power results in the write-down or cancellation of all, or a portion of, the principal amount of, or the outstanding amount payable in respect of, and/or interest on, such liabilities, and/or the conversion of all, or a portion, of the principal amount of, or the outstanding amount payable in respect of, or interest on, such liabilities into shares or other securities or other obligations of the Guarantor or another person, including by means of variation to their terms and conditions in order to give effect to such exercise of Bail-In Power, then the Issuer’s obligations under the Certificates will be limited to (i) payment of the amount as reduced or cancelled that would be recoverable by the Certificate Holders and/or (ii) the delivery or the payment of value of the shares or other securities or other obligations of the Guarantor or another person that would be paid or delivered to the Certificate Holders as if, in either case, the Certificates had been directly issued by the Guarantor itself, and as if any Amount Due under the Certificates had accordingly been directly subject to the exercise of the Bail-In Power (the “**Contractual Bail-in**”).

No repayment or payment of the Amounts Due will become due and payable or be paid after the exercise of the Statutory Bail-In with respect to the Issuer or the Guarantor unless, at the time such repayment or payment, respectively, is scheduled to become due, such repayment or payment would be permitted to be made by the

Issuer or the Guarantor under the applicable laws and regulations in effect in France or Luxembourg and the European Union applicable to the Issuer or the Guarantor or other members of its group.

No repayment or payment of the Amounts Due will become due and payable or be paid under the Certificates issued by SG Issuer after implementation of the Contractual Bail-in.

Upon the exercise of the Statutory Bail-in or upon implementation of the Contractual Bail-in with respect to the Certificates, the Issuer or the Guarantor will provide a written notice to the Certificate Holders in accordance with Condition 9 as soon as practicable regarding such exercise of the Statutory Bail-in or implementation of the Contractual Bail-in. Any delay or failure by the Issuer or the Guarantor to give notice shall not affect the validity and enforceability of the Statutory Bail-in or Contractual Bail-in nor the effects on the Certificates described above.

Neither a cancellation of the Certificates, a reduction, in part or in full, of the Amounts Due, the conversion thereof into another security or obligation of the Issuer or the Guarantor or another person, as a result of the exercise of the Statutory Bail-in or the implementation of the Contractual Bail-in with respect to the Certificates will be an event of default or otherwise constitute non-performance of a contractual obligation, or entitle the Certificate Holder to any remedies (including equitable remedies) which are hereby expressly waived.

The matters set forth in this Condition shall be exhaustive on the foregoing matters to the exclusion of any other agreements, arrangements or understandings between the Issuer, the Guarantor and each Certificate Holder. No expenses necessary for the procedures under this Condition, including, but not limited to, those incurred by the Issuer and the Guarantor, shall be borne by any Certificate Holder.

For the purposes of this Condition:

"Amounts Due" means any amounts due by the Issuer under the Certificates.

"Bail-In Power" means any statutory cancellation, write-down and/or conversion power existing from time to time under any laws, regulations, rules or requirements relating to the resolution of banks, banking group companies, credit institutions and/or investment firms, including but not limited to any such laws, regulations, rules or requirements that are implemented, adopted or enacted within the context of a European Union directive or regulation of the European Parliament and of the Council establishing a framework for the recovery and resolution of credit institutions and investment firms, or any other applicable laws or regulations, as amended, or otherwise, pursuant to which obligations of a bank, banking group company, credit institution or investment firm or any of its affiliates can be reduced, cancelled and/or converted into shares or other securities or obligations of the obligor or any other person.

"MREL" means the Minimum Requirement for own funds and Eligible Liabilities as defined in Directive 2014/59/EU of the European Parliament and of the Council of 15 May 2014 establishing a framework for the recovery and resolution of credit institutions and investment firms (as amended from time to time).

"Relevant Resolution Authority" means any authority with the ability to exercise the Bail-in Power on Societe Generale or SG Issuer as the case may be.

2. Certificate Rights and Exercise Expenses

- (a) *Certificate Rights.* Every Certificate entitles each Certificate Holder, upon due exercise and on compliance with Condition 4, to payment by the Issuer of the Cash Settlement Amount (as defined below) (if any) in the manner set out in Condition 4.

The “**Cash Settlement Amount**”, in respect of each Certificate, shall be an amount payable in the Settlement Currency equal to the Closing Level multiplied by the Notional Amount per Certificate.

The “**Closing Level**”, in respect of each Certificate, shall be an amount payable in the Settlement Currency equal to:

$$\left(\frac{\text{Final Reference Level} \times \text{Final Exchange Rate}}{\text{Initial Reference Level} \times \text{Initial Exchange Rate}} - \text{Strike Level} \right) \times \text{Hedging Fee Factor}$$

If the Issuer determines, in its sole discretion, that on the Valuation Date or any Observation Date a Market Disruption Event has occurred, then that Valuation Date or Observation Date shall be postponed until the first succeeding Exchange Business Day or Underlying Stock Business Day, as the case may be, on which there is no Market Disruption Event, unless there is a Market Disruption Event on each of the five Exchange Business Days or Underlying Stock Business Days, as the case may be, immediately following the original date that, but for the Market Disruption Event, would have been a Valuation Date or an Observation Date. In that case:-

- (i) that fifth Exchange Business Day or Underlying Stock Business Day, as the case may be, shall be deemed to be the Valuation Date or the Observation Date notwithstanding the Market Disruption Event; and
- (ii) the Issuer shall determine the Final Reference Level or the relevant closing level on the basis of its good faith estimate of the Final Reference Level or the relevant closing level that would have prevailed on that fifth Exchange Business Day or Underlying Stock Business Day, as the case may be, but for the Market Disruption Event.

“**Market Disruption Event**” means the occurrence or existence of (i) any suspension of trading on the Relevant Stock Exchange of the Underlying Stock requested by the Company if that suspension is, in the determination of the Issuer, material, (ii) any suspension of or limitation imposed on trading (including but not limited to unforeseen circumstances such as by reason of movements in price exceeding limits permitted by the Relevant Stock Exchange or any act of God, war, riot, public disorder, explosion, terrorism or otherwise) on the Relevant Stock Exchange in the Underlying Stock if that suspension or limitation is, in the determination of the Issuer, material, or (iii) the closing of the Relevant Stock Exchange or a disruption to trading on the Relevant Stock Exchange if that disruption is, in the determination of the Issuer, material as a result of the occurrence of any act of God, war, riot, public disorder, explosion or terrorism.

- (b) *Exercise Expenses.* Certificate Holders will be required to pay all charges which are incurred in respect of the exercise of the Certificates (the “**Exercise Expenses**”). An amount equivalent to the Exercise Expenses will be deducted by the Issuer from the Cash Settlement Amount in accordance with Condition 4. Notwithstanding the foregoing, the Certificate Holders shall account to the Issuer on demand for any Exercise Expenses to the extent that they were not or could not be deducted from the

Cash Settlement Amount prior to the date of payment of the Cash Settlement Amount to the Certificate Holders in accordance with Condition 4.

- (c) **No Rights.** The purchase of Certificates does not confer on the Certificate Holders any right (whether in respect of voting, dividend or other distributions in respect of the Underlying Stock or otherwise) which the holder of an Underlying Stock may have.

3. **Expiry Date**

Unless automatically exercised in accordance with Condition 4(b), the Certificates shall be deemed to expire at 10:00 a.m. (Singapore time) on the Expiry Date or if the Expiry Date is not a Business Day (as defined below), the immediately preceding Business Day.

4. **Exercise of Certificates**

- (a) **Exercise.** Certificates may only be exercised on the Expiry Date or if the Expiry Date is not a Business Day, the immediately preceding Business Day, in accordance with Condition 4(b).
- (b) **Automatic Exercise.** Certificate Holders shall not be required to deliver an exercise notice. Exercise of Certificates shall be determined by whether the Cash Settlement Amount (less any Exercise Expenses) is positive. If the Cash Settlement Amount (less any Exercise Expenses) is positive, all Certificates shall be deemed to have been automatically exercised at 10:00 a.m. (Singapore time) on the Expiry Date or if the Expiry Date is not a Business Day, the immediately preceding Business Day. The Cash Settlement Amount less the Exercise Expenses in respect of the Certificates shall be paid in the manner set out in Condition 4(c) below. In the event the Cash Settlement Amount (less any Exercise Expenses) is zero, all Certificates shall be deemed to have expired at 10:00 a.m. (Singapore time) on the Expiry Date or if the Expiry Date is not a Business Day, the immediately preceding Business Day, and Certificate Holders shall not be entitled to receive any payment from the Issuer in respect of the Certificates.
- (c) **Settlement.** In respect of Certificates which are automatically exercised in accordance with Condition 4(b), the Issuer will pay to the relevant Certificate Holder the Cash Settlement Amount (if any) in the Settlement Currency. The aggregate Cash Settlement Amount (less any Exercise Expenses) shall be despatched as soon as practicable and no later than five Business Days following the Expiry Date by way of crossed cheque or other payment in immediately available funds drawn in favour of the Certificate Holder only (or, in the case of joint Certificate Holders, the first-named Certificate Holder) appearing in the records maintained by CDP. Any payment made pursuant to this Condition 4(c) shall be delivered at the risk and expense of the Certificate Holder and posted to the Certificate Holder's address appearing in the records maintained by CDP (or, in the case of joint Certificate Holders, to the address of the first-named Certificate Holder appearing in the records maintained by CDP). If the Cash Settlement Amount is equal to or less than the determined Exercise Expenses, no amount is payable.
- (d) **CDP not liable.** CDP shall not be liable to any Certificate Holder with respect to any action taken or omitted to be taken by the Issuer or the Warrant Agent in connection with the exercise of the Certificates or otherwise pursuant to or in connection with these Conditions.
- (e) **Business Day.** In these Conditions, a "**Business Day**" shall be a day on which the

SGX-ST is open for dealings in Singapore during its normal trading hours and banks are open for business in Singapore.

5. Warrant Agent

- (a) *Warrant Agent.* The Issuer reserves the right, subject to the appointment of a successor, at any time to vary or terminate the appointment of the Warrant Agent and to appoint another Warrant Agent provided that it will at all times maintain a Warrant Agent which, so long as the Certificates are listed on the SGX-ST, shall be in Singapore. Notice of any such termination or appointment and of any change in the specified office of the Warrant Agent will be given to the Certificate Holders in accordance with Condition 9.
- (b) *Agent of Issuer.* The Warrant Agent will be acting as agent of the Issuer and will not assume any obligation or duty to or any relationship of agency or trust for the Certificate Holders. All determinations and calculations by the Warrant Agent under these Conditions shall (save in the case of manifest error) be final and binding on the Issuer and the Certificate Holders.

6. Adjustments

- (a) *Potential Adjustment Event.* Following the declaration by a Company of the terms of any Potential Adjustment Event (as defined below), the Issuer will determine whether such Potential Adjustment Event has a dilutive or concentrative or other effect on the theoretical value of the Underlying Stock and, if so, will (i) make the corresponding adjustment, if any, to any one or more of the Conditions as the Issuer determines appropriate to account for that dilutive or concentrative or other effect, and (ii) determine the effective date of that adjustment. The Issuer may, but need not, determine the appropriate adjustment by reference to the adjustment in respect of such Potential Adjustment Event made by an exchange on which options or futures contracts on the Underlying Stock are traded.
- (b) *Definitions.* “**Potential Adjustment Event**” means any of the following:
 - (i) a subdivision, consolidation, reclassification or other restructuring of the Underlying Stock (excluding a Merger Event) or a free distribution or dividend of any such Underlying Stock to existing holders by way of bonus, capitalisation or similar issue;
 - (ii) a distribution or dividend to existing holders of the Underlying Stock of (1) such Underlying Stock, or (2) other share capital or securities granting the right to payment of dividends and/or the proceeds of liquidation of the Company equally or proportionately with such payments to holders of such Underlying Stock, or (3) share capital or other securities of another issuer acquired by the Company as a result of a “spin-off” or other similar transaction, or (4) any other type of securities, rights or warrants or other assets, in any case for payment (in cash or otherwise) at less than the prevailing market price as determined by the Issuer;
 - (iii) an extraordinary dividend;
 - (iv) a call by the Company in respect of the Underlying Stock that is not fully paid;
 - (v) a repurchase by the Company of the Underlying Stock whether out of profits or capital and whether the consideration for such repurchase is cash,

securities or otherwise;

- (vi) with respect to a Company an event that results in any shareholder rights pursuant to a shareholder rights agreement or other plan or arrangement of the type commonly referred to as a “poison pill” being distributed, or becoming separated from shares of common stock or other shares of the capital stock of such Company (provided that any adjustment effected as a result of such an event shall be readjusted upon any redemption of such rights); or
 - (vii) any other event that may have, in the opinion of the Issuer, a dilutive or concentrative or other effect on the theoretical value of the Underlying Stock.
- (c) *Merger Event, Tender Offer, Nationalisation and Insolvency.* If a Merger Event, Tender Offer, Nationalisation or Insolvency occurs in relation to the Underlying Stock, the Issuer may take any action described below:
- (i) determine the appropriate adjustment, if any, to be made to any one or more of the Conditions to account for the Merger Event, Tender Offer, Nationalisation or Insolvency, as the case may be, and determine the effective date of that adjustment. The Issuer may, but need not, determine the appropriate adjustment by reference to the adjustment in respect of the Merger Event, Tender Offer, Nationalisation or Insolvency made by an options exchange to options on the Underlying Stock traded on that options exchange;
 - (ii) cancel the Certificates by giving notice to the Certificate Holders in accordance with Condition 9. If the Certificates are so cancelled, the Issuer will pay an amount to each Certificate Holder in respect of each Certificate held by such Certificate Holder which amount shall be the fair market value of a Certificate taking into account the Merger Event, Tender Offer, Nationalisation or Insolvency, as the case may be, less the cost to the Issuer and/or any of its affiliates of unwinding any underlying related hedging arrangements, all as determined by the Issuer in its reasonable discretion. Payment will be made in such manner as shall be notified to the Certificate Holders in accordance with Condition 9; or
 - (iii) following any adjustment to the settlement terms of options on the Underlying Stock on such exchange(s) or trading system(s) or quotation system(s) as the Issuer in its reasonable discretion shall select (the “**Option Reference Source**”) make a corresponding adjustment to any one or more of the Conditions, which adjustment will be effective as of the date determined by the Issuer to be the effective date of the corresponding adjustment made by the Option Reference Source. If options on the Underlying Stock are not traded on the Option Reference Source, the Issuer will make such adjustment, if any, to any one or more of the Conditions as the Issuer determines appropriate, with reference to the rules and precedents (if any) set by the Option Reference Source, to account for the Merger Event, Tender Offer, Nationalisation or Insolvency, as the case may be, that in the determination of the Issuer would have given rise to an adjustment by the Option Reference Source if such options were so traded.

Once the Issuer determines that its proposed course of action in connection with a

Merger Event, Tender Offer, Nationalisation or Insolvency, it shall give notice to the Certificate Holders in accordance with Condition 9 stating the occurrence of the Merger Event, Tender Offer, Nationalisation or Insolvency, as the case may be, giving details thereof and the action proposed to be taken in relation thereto. Certificate Holders should be aware that due to the nature of such events, the Issuer will not make an immediate determination of its proposed course of action or adjustment upon the announcement or occurrence of a Merger Event, Tender Offer, Nationalisation or Insolvency.

- (d) *Definitions.* “**Insolvency**” means that by reason of the voluntary or involuntary liquidation, bankruptcy, insolvency, dissolution or winding-up of or any analogous proceeding affecting a Company (i) all the Underlying Stock of that Company is required to be transferred to a trustee, liquidator or other similar official or (ii) holders of the Underlying Stock of that Company become legally prohibited from transferring them. “**Merger Date**” means the closing date of a Merger Event or, where a closing date cannot be determined under the local law applicable to such Merger Event, such other date as determined by the Issuer. “**Merger Event**” means, in respect of the Underlying Stock, any (i) reclassification or change of such Underlying Stock that results in a transfer of or an irrevocable commitment to transfer all of such Underlying Stock outstanding to another entity or person, (ii) consolidation, amalgamation, merger or binding share exchange of a Company with or into another entity or person (other than a consolidation, amalgamation, merger or binding share exchange in which such Company is the continuing entity and which does not result in reclassification or change of all of such Underlying Stock outstanding), (iii) takeover offer, exchange offer, solicitation, proposal or other event by any entity or person to purchase or otherwise obtain 100 per cent. of the outstanding Underlying Stock of the Company that results in a transfer of or an irrevocable commitment to transfer all such Underlying Stock (other than such Underlying Stock owned or controlled by such other entity or person), or (iv) consolidation, amalgamation, merger or binding share exchange of the Company or its subsidiaries with or into another entity in which the Company is the continuing entity and which does not result in a reclassification or change of all such Underlying Stock outstanding but results in the outstanding Underlying Stock (other than Underlying Stock owned or controlled by such other entity) immediately prior to such event collectively representing less than 50 per cent. of the outstanding Underlying Stock immediately following such event, in each case if the Merger Date is on or before the Valuation Date. “**Nationalisation**” means that all the Underlying Stock or all or substantially all of the assets of a Company are nationalised, expropriated or are otherwise required to be transferred to any governmental agency, authority, entity or instrumentality thereof. “**Tender Offer**” means a takeover offer, tender offer, exchange offer, solicitation, proposal or other event by any entity or person that results in such entity or person purchasing, or otherwise obtaining or having the right to obtain, by conversion or other means, greater than 10 per cent. and less than 100 per cent. of the outstanding voting shares of the Company, as determined by the Issuer, based upon the making of filings with governmental or self-regulatory agencies or such other information as the Issuer deems relevant.
- (e) *Other Adjustments.* Except as provided in this Condition 6 and Conditions 10 and 12, adjustments will not be made in any other circumstances, subject to the right reserved by the Issuer (such right to be exercised in the Issuer's sole discretion and without any obligation whatsoever) to make such adjustments and amendments as it

believes appropriate in circumstances where an event or events occur which it believes in its sole discretion (and notwithstanding any prior adjustment made pursuant to the above) should, in the context of the issue of the Certificates and the obligations of the Issuer, give rise to such adjustment or, as the case may be, amendment provided that such adjustment or, as the case may be, amendment is considered by the Issuer not to be materially prejudicial to the Certificate Holders generally (without considering the circumstances of any individual Certificate Holder or the tax or other consequences of such adjustment or amendment in any particular jurisdiction).

- (f) *Notice of Adjustments.* All determinations made by the Issuer pursuant hereto will be conclusive and binding on the Certificate Holders. The Issuer will give, or procure that there is given, notice as soon as practicable of any adjustment and of the date from which such adjustment is effective by publication in accordance with Condition 9. For the avoidance of doubt, no notice will be given if the Issuer determines that adjustments will not be made.

7. Purchases

The Issuer, the Guarantor or any of their respective subsidiaries may at any time purchase Certificates at any price in the open market or by tender or by private treaty. Any Certificates so purchased may be held or resold or surrendered for cancellation.

8. Meetings of Certificate Holders; Modification

- (a) *Meetings of Certificate Holders.* The Master Warrant Agent Agreement or Warrant Agent Agreement contains provisions for convening meetings of the Certificate Holders to consider any matter affecting their interests, including the sanctioning by Extraordinary Resolution (as defined in the Master Warrant Agent Agreement or Warrant Agent Agreement) of a modification of the provisions of the Certificates or of the Master Warrant Agent Agreement or Warrant Agent Agreement.

At least 21 days' notice (exclusive of the day on which the notice is given and of the day on which the meeting is held) specifying the date, time and place of the meeting shall be given to the Certificate Holders.

Such a meeting may be convened by the Issuer or by Certificate Holders holding not less than ten per cent. of the Certificates for the time being remaining unexercised. The quorum at any such meeting for passing an Extraordinary Resolution will be two or more persons holding or representing not less than 25 per cent. of the Certificates for the time being remaining unexercised, or at any adjourned meeting, two or more persons being or representing Certificate Holders whatever the number of Certificates so held or represented.

A resolution will be an Extraordinary Resolution when it has been passed at a duly convened meeting by not less than three-quarters of the votes cast by such Certificate Holders who, being entitled to do so, vote in person or by proxy.

An Extraordinary Resolution passed at any meeting of the Certificate Holders shall be binding on all the Certificate Holders whether or not they are present at the meeting. Resolutions can be passed in writing if passed unanimously.

- (b) *Modification.* The Issuer may, without the consent of the Certificate Holders, effect (i) any modification of the provisions of the Certificates or the Master Instrument which is not materially prejudicial to the interests of the Certificate Holders or (ii) any

modification of the provisions of the Certificates or the Master Instrument which is of a formal, minor or technical nature, which is made to correct an obvious error or which is necessary in order to comply with mandatory provisions of Singapore law. Any such modification shall be binding on the Certificate Holders and shall be notified to them by the Warrant Agent before the date such modification becomes effective or as soon as practicable thereafter in accordance with Condition 9.

9. Notices

- (a) *Documents.* All cheques and other documents required or permitted by these Conditions to be sent to a Certificate Holder or to which a Certificate Holder is entitled or which the Issuer shall have agreed to deliver to a Certificate Holder may be delivered by hand or sent by post addressed to the Certificate Holder at his address appearing in the records maintained by CDP or, in the case of joint Certificate Holders, addressed to the joint holder first named at his address appearing in the records maintained by CDP, and airmail post shall be used if that address is not in Singapore. All documents delivered or sent in accordance with this paragraph shall be delivered or sent at the risk of the relevant Certificate Holder.
- (b) *Notices.* All notices to Certificate Holders will be validly given if published in English on the web-site of the SGX-ST. Such notices shall be deemed to have been given on the date of the first such publication. If publication on the web-site of the SGX-ST is not practicable, notice will be given in such other manner as the Issuer may determine. The Issuer shall, at least one month prior to the expiry of any Certificate, give notice of the date of expiry of such Certificate in the manner prescribed above.

10. Liquidation

In the event of a liquidation or dissolution of the Company or the appointment of a liquidator (including a provisional liquidator) or receiver or judicial manager or trustee or administrator or analogous person under Singapore or other applicable law in respect of the whole or substantially the whole of its undertaking, property or assets, all unexercised Certificates will lapse and shall cease to be valid for any purpose, in the case of voluntary liquidation, on the effective date of the relevant resolution and, in the case of an involuntary liquidation or dissolution, on the date of the relevant court order or, in the case of the appointment of a liquidator (including a provisional liquidator) or receiver or judicial manager or trustee or administrator or analogous person under Singapore or other applicable law in respect of the whole or substantially the whole of its undertaking, property or assets, on the date when such appointment is effective but subject (in any such case) to any contrary mandatory requirement of law. In the event of the voluntary liquidation of the Company, the Issuer shall make such adjustments or amendments as it reasonably believes are appropriate in the circumstances.

11. Further Issues

The Issuer shall be at liberty from time to time, without the consent of the Certificate Holders, to create and issue further certificates so as to form a single series with the Certificates, subject to the approval of the SGX-ST.

12. Delisting

- (a) *Delisting.* If at any time, the Underlying Stock ceases to be listed on the Relevant Stock Exchange, the Issuer shall give effect to these Conditions in such manner and make such adjustments and amendments to the rights attaching to the Certificates as it shall, in its absolute discretion, consider appropriate to ensure, so far as it is reasonably able to do so, that the interests of the Certificate Holders generally are not

materially prejudiced as a consequence of such delisting (without considering the individual circumstances of any Certificate Holder or the tax or other consequences that may result in any particular jurisdiction).

- (b) **Issuer's Determination.** The Issuer shall determine, in its absolute discretion, any adjustment or amendment and its determination shall be conclusive and binding on the Certificate Holders save in the case of manifest error. Notice of any adjustments or amendments shall be given to the Certificate Holders in accordance with Condition 9 as soon as practicable after they are determined.

13. Early Termination

- (a) *Early Termination for Illegality and Force Majeure, etc.* If the Issuer determines that a Regulatory Event (as defined below) has occurred and, for reasons beyond its control, the performance of its obligations under the Certificates has become illegal or impractical in whole or in part for any reason, or the Issuer determines that, for reasons beyond its control, it is no longer legal or practical for it to maintain its hedging arrangements with respect to the Certificates for any reason, the Issuer may in its discretion and without obligation terminate the Certificates early in accordance with Condition 13(d).

Should any one or more of the provisions contained in the Conditions be or become invalid, the validity of the remaining provisions shall not in any way be affected thereby.

For the purposes of this Condition:

"Regulatory Event" means, following the occurrence of a Change in Law (as defined below) with respect to the Issuer and/or Société Générale as Guarantor or in any other capacity (including without limitation as hedging counterparty of the Issuer, market maker of the Certificates or direct or indirect shareholder or sponsor of the Issuer) or any of its affiliates involved in the issuer of the Certificates (hereafter the **"Relevant Affiliates"** and each of the Issuer, Société Générale and the Relevant Affiliates, a **"Relevant Entity"**) that, after the Certificates have been issued, (i) any Relevant Entity would incur a materially increased (as compared with circumstances existing prior to such event) amount of tax, duty, liability, penalty, expense, fee, cost or regulatory capital charge however defined or collateral requirements for performing its obligations under the Certificates or hedging the Issuer's obligations under the Certificates, including, without limitation, due to clearing requirements of, or the absence of, clearing of the transactions entered into in connection with the issue of, or hedging the Issuer's obligation under, the Certificates, (ii) it is or will become for any Relevant Entity impracticable, impossible (in each case, after using commercially reasonable efforts), unlawful, illegal or otherwise prohibited or contrary, in whole or in part, under any law, regulation, rule, judgement, order or directive of any governmental, administrative or judicial authority, or power, applicable to such Relevant Entity (a) to hold, acquire, issue, reissue, substitute, maintain, settle, or as the case may be, guarantee, the Certificates, (b) to acquire, hold, sponsor or dispose of any asset(s) (or any interest thereof) of any other transaction(s) such Relevant Entity may use in connection with the issue of the Certificates or to hedge the Issuer's obligations under the Certificates, (c) to perform obligations in connection with, the Certificates or any contractual arrangement entered into between the Issuer and Société Générale or any Relevant Affiliate (including without limitation to hedge the Issuer's obligations under the Certificates) or (d) to hold, acquire, maintain, increase,

substitute or redeem all or a substantial part of its direct or indirect shareholding in the Issuer's capital or the capital of any Relevant Affiliate or to directly or indirectly sponsor the Issuer or any Relevant Affiliate, or (iii) there is or may be a material adverse effect on a Relevant Entity in connection with the issue of the Certificates.

"Change in law" means (i) the adoption, enactment, promulgation, execution or ratification of any applicable new law, regulation or rule (including, without limitation, any applicable tax law, regulation or rule) after the Certificates have been issued, (ii) the implementation or application of any applicable law, regulation or rule (including, without limitation, any applicable tax law, regulation or rule) already in force when the Certificates have been issued but in respect of which the manner of its implementation or application was not known or unclear at the time, or (iii) the change of any applicable law, regulation or rule existing when the Certificates are issued, or the change in the interpretation or application or practice relating thereto, existing when the Certificates are issued of any applicable law, regulation or rule, by any competent court, tribunal, regulatory authority or any other entity exercising executive, legislative, judicial, taxing, regulatory or administrative powers or functions of or pertaining to government (including any additional or alternative court, tribunal, authority or entity, to that existing when the Certificates are issued).

- (b) *Early Termination for Holding Limit Event.* The Issuer may in its discretion and without obligation terminate the Certificates early in accordance with Condition 13(d) where a Holding Limit Event (as defined below) occurs.

For the purposes of this Condition:

"Holding Limit Event" means, assuming the investor is the Issuer and/or any of its affiliates, the Issuer together with its affiliates, in aggregate hold, an interest in the Underlying Stock, constituting or likely to constitute (directly or indirectly) ownership, control or the power to vote a percentage of any class of voting securities of the Underlying Stock, of the Underlying Stock in excess of a percentage permitted or advisable, as determined by the Issuer, for the purpose of its compliance with the Bank Holding Company Act of 1956 as amended by Section 619 of the Dodd-Frank Wall Street Reform and Consumer Protection Act (the Volcker Rule), including any requests, regulations, rules, guidelines or directives made by the relevant governmental authority under, or issued by the relevant governmental authority in connection with, such statutes.

- (c) *Early Termination for other reasons.* The Issuer reserves the right (such right to be exercised in the Issuer's sole and unfettered discretion and without any obligation whatsoever) to terminate the Certificates in accordance with Condition 13(d) where an event or events occur which it believes in its sole discretion should, in the context of the issue of the Certificates and the obligations of the Issuer, give rise to such termination provided that such termination (i) is considered by the Issuer not to be materially prejudicial to the interests of Certificate Holders generally (without considering the circumstances of any individual Certificate Holder or the tax or other consequences of such termination in any particular jurisdiction); or (ii) is otherwise considered by the Issuer to be appropriate and such termination is approved by the SGX-ST.
- (d) *Termination.* If the Issuer terminates the Certificates early, then the Issuer will give notice to the Certificate Holders in accordance with Condition 9. The Issuer will, if and to the extent permitted by applicable law, pay an amount to each Certificate Holder in

respect of each Certificate held by such holder equal to the fair market value of a Certificate notwithstanding such illegality, impracticality or the relevant event less the cost to the Issuer of unwinding any underlying related hedging arrangements, all as determined by the Issuer in its sole and absolute discretion. Payment will be made in such manner as shall be notified to the Certificate Holders in accordance with Condition 9.

14. Substitution of the Issuer

The Issuer may be replaced by the Guarantor or any subsidiary of the Guarantor as principal obligor in respect of the Certificates without the consent of the relevant Certificate Holders. If the Issuer determines that it shall be replaced by the Guarantor or any subsidiary of the Guarantor (the “**Substituted Obligor**”), it shall give at least 90 days’ notice (exclusive of the day on which the notice is given and of the day on which the substitution is effected) specifying the date of the substitution, in accordance with Condition 9, to the Certificate Holders of such event and, immediately on the expiry of such notice, the Substituted Obligor shall become the principal obligor in place of the Issuer and the Certificate Holders shall thereupon cease to have any rights or claims whatsoever against the Issuer.

Upon any such substitution, all references to the Issuer in the Conditions and all agreements relating to the Certificates will be to the Substituted Obligor and the Certificates will be modified as required, and the Certificate Holders will be notified of the modified terms and conditions of such Certificates in accordance with Condition 9.

For the purposes of this Condition, it is expressly agreed that by subscribing to, acquiring or otherwise purchasing or holding the Certificates, the Certificate Holders are expressly deemed to have consented to the substitution of the Issuer by the Substituted Obligor and to the release of the Issuer from any and all obligations in respect of the Certificates and all agreements relating thereto and are expressly deemed to have accepted such substitution and the consequences thereof.

15. Governing Law

The Certificates, the Master Instrument and the Master Warrant Agent Agreement or Warrant Agent Agreement will be governed by and construed in accordance with Singapore law. The Issuer and the Guarantor and each Certificate Holder (by its purchase of the Certificates) shall be deemed to have submitted for all purposes in connection with the Certificates, the Master Instrument and the Master Warrant Agent Agreement or Warrant Agent Agreement to the non-exclusive jurisdiction of the courts of Singapore. The Guarantee shall be governed by and construed in accordance with Singapore law.

16. Prescription

Claims against the Issuer for payment of any amount in respect of the Certificates will become void unless made within six years of the Expiry Date and, thereafter, any sums payable in respect of such Certificates shall be forfeited and shall revert to the Issuer.

17. Contracts (Rights of Third Parties) Act, Chapter 53B of Singapore

Unless otherwise provided in the Global Warrant, the Master Instrument and the Master Warrant Agent Agreement or Warrant Agent Agreement, a person who is not a party to any contracts made pursuant to the Global Warrant, the Master Instrument and the Master Warrant Agent Agreement or Warrant Agent Agreement has no rights under the Contracts (Rights of Third Parties) Act, Chapter 53B of Singapore to enforce any terms of such contracts. Except as expressly provided herein, the consent of any third party is not required for any subsequent agreement by the parties hereto to amend or vary (including any release or compromise of any liability) or terminate such contracts.

SUMMARY OF THE ISSUE

The following is a summary of the issue and should be read in conjunction with, and is qualified by reference to, the other information set out in this document and the Base Listing Document. Terms used in this Summary are defined in the Conditions.

Issuer:	SG Issuer
Company:	Tencent Holdings Limited
The Certificates:	European Style Cash Settled Long Certificates relating to the Underlying Stock
Number:	16,700,000 Certificates
Form:	The Certificates will be issued subject to, and with the benefit of, a master instrument by way of deed poll dated 18 June 2021 (the “ Master Instrument ”) and executed by the Issuer and the Guarantor and a master warrant agent agreement dated 29 May 2017 (the “ Master Warrant Agent Agreement ”) and made between the Issuer, the Guarantor and the Warrant Agent.
Cash Settlement Amount:	In respect of each Certificate, is the amount (if positive) equal to: Notional Amount per Certificate x Closing Level
Denominations:	Certificates are represented by a global warrant in respect of all the Certificates.
Exercise:	The Certificates may only be exercised on the Expiry Date or if the Expiry Date is not a Business Day, the immediately preceding Business Day, in a Board Lot or integral multiples thereof. Certificate Holders will not be required to deliver an exercise notice. If the Cash Settlement Amount (less any Exercise Expenses) is positive, all Certificates will be deemed to have been automatically exercised at 10:00 a.m. (Singapore time) on the Expiry Date or if the Expiry Date is not a Business Day, the immediately preceding Business Day. The Cash Settlement Amount less the Exercise Expenses in respect of the Certificates shall be paid in the manner set out in Condition 4(c) of the Conditions. In the event the Cash Settlement Amount (less any Exercise Expenses) is zero, all Certificates shall be deemed to have expired at 10:00 a.m. (Singapore time) on the Expiry Date or if the Expiry Date is not a Business Day, the immediately preceding Business Day, and Certificate Holders shall not be entitled to receive any payment from the Issuer in respect of the Certificates.
Exercise and Trading Currency:	SGD
Board Lot:	100 Certificates
Transfers of Certificates:	Certificates may only be transferred in Board Lots (or integral multiples

thereof). All transfers in Certificates, in the open market or otherwise, must be effected through a securities account with CDP. Title will pass upon registration of the transfer in the records of CDP.

- Listing: Application has been made to the SGX-ST for permission to deal in and for quotation of the Certificates and the SGX-ST has agreed in principle to grant permission to deal in and for quotation of the Certificates. Issue of the Certificates is conditional on such listing being granted. It is expected that dealings in the Certificates on the SGX-ST will commence on or about 11 August 2021.
- Governing Law: The laws of Singapore
- Warrant Agent: The Central Depository (Pte) Limited
11 North Buona Vista Drive
#06-07 The Metropolis Tower 2
Singapore 138589
- Further Issues: Further issues which will form a single series with the Certificates will be permitted, subject to the approval of the SGX-ST.

The above summary is qualified in its entirety by reference to the detailed information appearing elsewhere in this document and the Base Listing Document.

INFORMATION RELATING TO THE EUROPEAN STYLE CASH SETTLED LONG CERTIFICATES ON SINGLE EQUITIES

What are European Style Cash Settled Long Certificates on Single Equities?

European style cash settled long certificates on single equities (the “**Certificates**”) are structured products relating to the Underlying Stock and the return on a Certificate is linked to the performance of the Leverage Strategy.

A) Cash Settlement Amount Payable upon the Exercise of the Certificates at Expiry

Upon the exercise of the Certificates at expiry, the Certificate Holders would be paid a Cash Settlement Amount in respect of each Certificate.

The Cash Settlement Amount, in respect of each Certificate, shall be an amount payable in the Settlement Currency equal to the Closing Level multiplied by the Notional Amount per Certificate.

The Closing Level, in respect of each Certificate, shall be an amount payable in the Settlement Currency equal to (1) divided by (2) less (3) subject to any adjustments such as (4), where:

- (1) is the Final Reference Level multiplied by the Final Exchange Rate;
- (2) is the Initial Reference Level multiplied by the Initial Exchange Rate;
- (3) is the Strike Level; and
- (4) is the Hedging Fee Factor.

If the Cash Settlement Amount (less any Exercise Expenses) is positive, all Certificates shall be deemed to have been automatically exercised and investors will receive a Cash Settlement Amount. If the Cash Settlement Amount (less any Exercise Expenses) is zero, all Certificates shall be deemed to have expired. Please refer to the section headed “Terms and Conditions of the European Style Cash Settled Long/Short Certificates on Single Equities” for further details on the calculation of the Cash Settlement Amount.

The Certificates are only suitable for investors who believe that the price of the Underlying Stock will increase and are seeking short-term leveraged exposure to the Underlying Stock.

B) Trading the Certificates before Expiry

If the Certificate Holders want to cash out their investments in the Certificates before the expiry of the Certificates, they may sell the Certificates in the secondary market during the life of the Certificates, and would be subject to the following fees and charges:

- (i) For Certificate Holders who trade the Certificates intraday: shall pay normal transaction and brokerage fees for the trading of the Certificates on the SGX-ST, and may be required to pay stamp taxes or other documentary charges in accordance with the laws and practices of the country where the Certificates are transferred; and
- (ii) For Certificate Holders who hold the Certificates overnight: in addition to the normal transaction and brokerage fees and applicable stamp taxes, would also be required to bear the Management Fee and Gap Premium as well as certain costs embedded within the Leverage Strategy including the Funding Cost and Rebalancing Cost.

Illustration of the Calculation of Hedging Fee Factor

Hedging Fee Factor	=	Product of the Daily Fees
--------------------	---	---------------------------

Daily Fees	=	Daily Management Fee Adjustment	
		1 – Management Fee x ACT (t-1;t) / 360	
		x	
		Daily Gap Premium Adjustment	
		1 – Gap Premium (t-1) x ACT (t-1;t) / 360	

Illustration of the Calculation of Cash Settlement Amount

Cash Settlement Amount = Final Value of Certificates – Strike Level (zero)

Value of Certificates	=	t=0	x	t=1	x	t=2	x ...	t=i
		Notional Amount		Leverage Strategy daily performance ⁸ x Daily Fees		Leverage Strategy daily performance x Daily Fees		Leverage Strategy Daily performance x Daily Fees

Value of Certificates	=	t=0	x	Product of the daily Leverage Strategy Performance		x	Product of the Daily Fees (Hedging Fee Factor)	
		Notional Amount		Leverage Strategy daily performance x Leverage Strategy daily performance	Daily Fees x Daily Fees			

Final Value of Certificates	=	t=0	x	Final Reference Level x Final Exchange Rate ÷ Initial Reference Level x Initial Exchange Rate		x	Hedging Fee Factor
		Notional Amount					

Illustration of the applicable fees and charges for an intraday trading scenario

Hedging Fee is implemented overnight in the price of the Certificate. As a consequence, when trading intraday, investors will not bear any Hedging Fee.

Investors will only support bid/ask costs, which are the difference between the price at which the Designated Market Maker purchases (bid) and sells (ask) the Certificate at any point of time.

⁷ “t” refers to “**Observation Date**” which means each Underlying Stock Business Day (subject to Market Disruption Event) from (and including) the Underlying Stock Business Day immediately preceding the Expected Listing Date to the Valuation Date.

⁸ Leverage Strategy daily performance is computed as the Leverage Strategy Closing Level on Business Day (t) divided by the Leverage Strategy Closing Level on Business Day (t-1).

Example of Calculation of Hedging Fee Factor and Cash Settlement Amount

The example is purely hypothetical. We include the example to illustrate how the Certificates work, and you MUST NOT rely on them as any indication of the actual return or what the payout on the Certificates might actually be. The example also assumes a product which expires 16 days after listing date, to illustrate the daily calculation of price, costs and fees from listing date to expiry date.

Assuming an investor purchases the following Certificates at the Issue Price:

Underlying Stock:	Ordinary shares of Tencent Holdings Limited
Expected Listing Date:	03/07/2018
Expiry Date:	18/07/2018
Initial Reference Level:	1,000
Initial Exchange Rate:	1
Final Reference Level:	1,200
Final Exchange Rate:	1
Issue Price:	1.20 SGD
Notional Amount per Certificate:	1.20 SGD
Management Fee (p.a.):	0.40%
Gap Premium (p.a.):	4.60%
Strike Level:	Zero

Hedging Fee Factor

Hedging Fee Factor on the n^{th} Underlying Stock Business Day after issuance of Certificate ("HFF (n)") is calculated as follows:

$$\text{HFF}(0) = 100\%$$

On Next Calendar Day (assuming it is an Underlying Stock Business Day):

$$\text{HFF}(1) = \text{HFF}(0) \times \left(1 - \text{Management Fee} \times \frac{\text{ACT}(t-1; t)}{360}\right) \times \left(1 - \text{Gap Premium} \times \frac{\text{ACT}(t-1; t)}{360}\right)$$

$$\text{HFF}(1) = 100\% \times \left(1 - 0.40\% \times \frac{1}{360}\right) \times \left(1 - 4.60\% \times \frac{1}{360}\right)$$

$$\text{HFF}(1) = 100\% \times 99.9989\% \times 99.9872\% \approx 99.9861\%$$

Assuming 2nd Underlying Stock Business Day falls 3 Calendar Days after 1st Underlying Stock Business Day:

$$\text{HFF (2)} = \text{HFF (1)} \times \left(1 - \text{Management Fee} \times \frac{\text{ACT (t - 1; t)}}{360}\right) \times \left(1 - \text{Gap Premium} \times \frac{\text{ACT (t - 1; t)}}{360}\right)$$

$$\text{HFF (2)} = 99.9861\% \times \left(1 - 0.40\% \times \frac{3}{360}\right) \times \left(1 - 4.60\% \times \frac{3}{360}\right)$$

$$\text{HFF (2)} = 99.9861\% \times 99.9967\% \times 99.9617\% \approx 99.9445\%$$

The same principle applies to the following Underlying Stock Business Days:

$$\text{HFF (n)} = \text{HFF (n - 1)} \times \left(1 - \text{Management Fee} \times \frac{\text{ACT (t - 1; t)}}{360}\right) \times \left(1 - \text{Gap Premium} \times \frac{\text{ACT (t - 1; t)}}{360}\right)$$

In this example, the Hedging Fee Factor as of the Valuation Date would be equal to 99.7919% as illustrated below:

Date	HFF
3/7/2018	100.0000%
4/7/2018	99.9861%
5/7/2018	99.9722%
6/7/2018	99.9583%
9/7/2018	99.9167%
10/7/2018	99.9028%
11/7/2018	99.8889%
12/7/2018	99.8751%
13/7/2018	99.8612%
16/7/2018	99.8196%
17/7/2018	99.8057%
18/7/2018	99.7919%

Cash Settlement Amount

In this example, the Closing Level and the Cash Settlement Amount would be computed as follows:

Closing Level = [(Final Reference Level x Final Exchange Rate) / (Initial Reference Level x Initial Exchange Rate) – Strike Level] x Hedging Fee Factor

$$= [(1200 \times 1) / (1000 \times 1) - 0] \times 99.7919\%$$

$$= 119.75\%$$

Cash Settlement Amount = Closing Level x Notional Amount per Certificate

$$= 119.75\% \times 1.20 \text{ SGD}$$

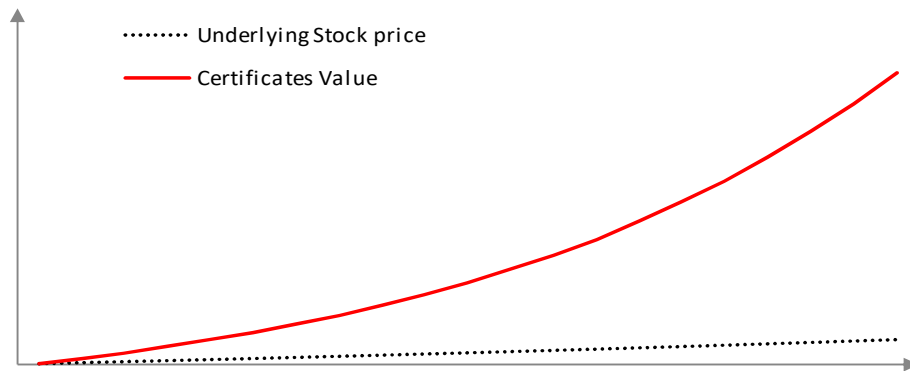
$$= \mathbf{1.437 \text{ SGD}}$$

Illustration on how returns and losses can occur under different scenarios

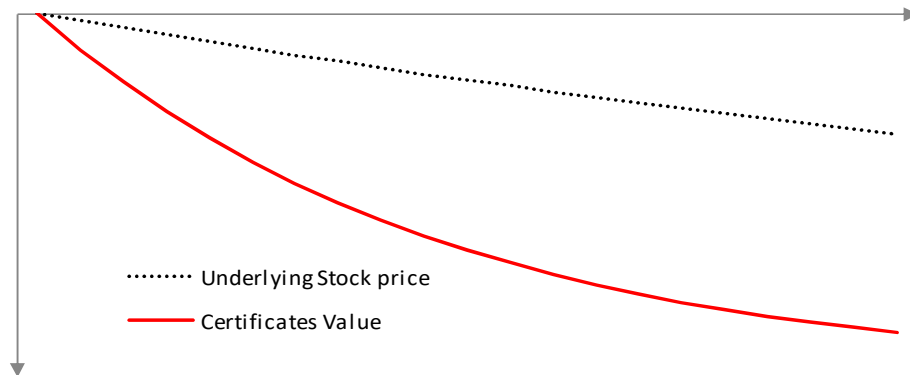
The examples are purely hypothetical and do not take fees and charges payable by investors into consideration. The examples highlight the effect of the Underlying Stock performance on the value of the Certificates and do not take into account the possible influence of fees, exchange rates, dividends, or any other market parameters.

1. Illustrative examples

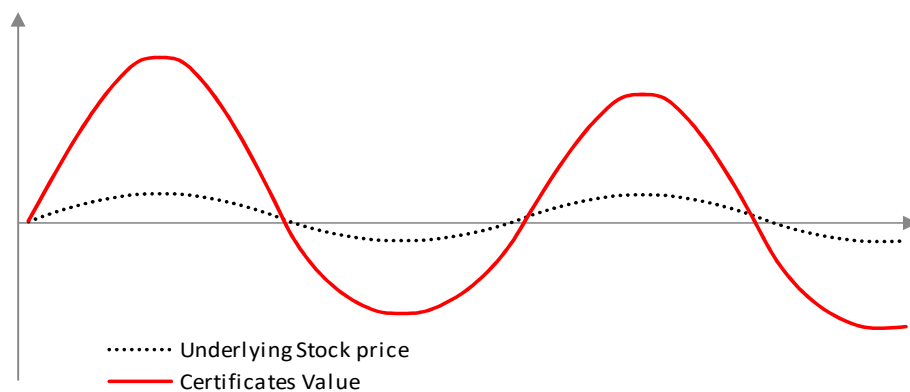
Scenario 1 – Upward Trend



Scenario 2 – Downward Trend



Scenario 3 – Volatile Market



2. Numerical Examples

Scenario 1 – Upward Trend

Underlying Stock						
	Day 0	Day 1	Day 2	Day 3	Day 4	Day 5
Daily return		2.0%	2.0%	2.0%	2.0%	2.0%
Value at end of day	10,000.0	10,200.0	10,404.0	10,612.1	10,824.3	11,040.8
Accumulated Return		2.00%	4.04%	6.12%	8.24%	10.41%

Value of the Certificates						
	Day 0	Day 1	Day 2	Day 3	Day 4	Day 5
Daily return		10.0%	10.0%	10.0%	10.0%	10.0%
Price at end of day	1.2	1.32	1.45	1.60	1.76	1.93
Accumulated Return		10.00%	21.00%	33.10%	46.41%	61.05%

Scenario 2 – Downward Trend

Underlying Stock						
	Day 0	Day 1	Day 2	Day 3	Day 4	Day 5
Daily return		-2.0%	-2.0%	-2.0%	-2.0%	-2.0%
Value at end of day	10,000.0	9,800.0	9,604.0	9,411.9	9,223.7	9,039.2
Accumulated Return		-2.00%	-3.96%	-5.88%	-7.76%	-9.61%

Value of the Certificates						
	Day 0	Day 1	Day 2	Day 3	Day 4	Day 5
Daily return		-10.0%	-10.0%	-10.0%	-10.0%	-10.0%
Price at end of day	1.2	1.08	0.97	0.87	0.79	0.71
Accumulated Return		-10.00%	-19.00%	-27.10%	-34.39%	-40.95%

Scenario 3 – Volatile Market

Underlying Stock						
	Day 0	Day 1	Day 2	Day 3	Day 4	Day 5
Daily return		2.0%	-2.0%	2.0%	-2.0%	2.0%
Value at end of day	10,000.0	10,200.0	9,996.0	10,195.9	9,992.0	10,191.8
Accumulated Return		2.00%	-0.04%	1.96%	-0.08%	1.92%

Value of the Certificates						
	Day 0	Day 1	Day 2	Day 3	Day 4	Day 5
Daily return		10.0%	-10.0%	10.0%	-10.0%	10.0%
Price at end of day	1.2	1.32	1.19	1.31	1.18	1.29
Accumulated Return		10.00%	-1.00%	8.90%	-1.99%	7.81%

Description of Air Bag Mechanism

The Certificates integrate an “Air Bag Mechanism” which is designed to reduce exposure to the Underlying Stock during extreme market conditions.

When the Air Bag triggers, a 30-minute period starts. This period is divided into two sub-periods:

- Observation Period : during 15 minutes after the Air Bag trigger, the price of the Underlying Stock is observed and its minimum price is recorded; and
- Reset Period: after 15 minutes, the Leverage Strategy is reset using the minimum price of the Underlying Stock during the Observation Period as the New Observed Price. The New Observed Price replaces the last closing price of the Underlying Stock in order to compute the performance of the Leverage Strategy, 30 minutes after the Air Bag trigger.

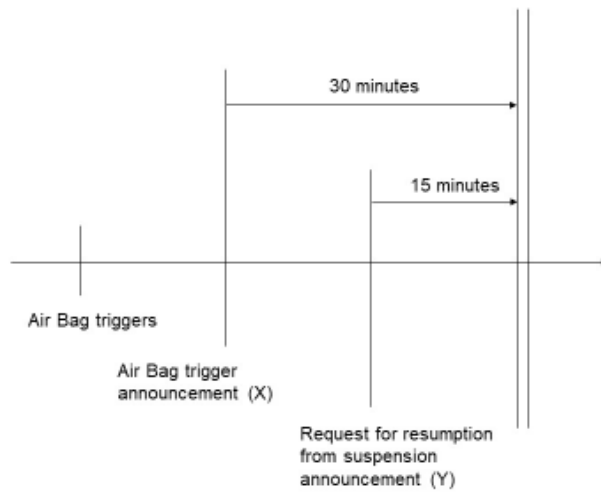
Trading of Certificates is suspended for at least 30 minutes after the Air Bag is triggered. Investors cannot sell or purchase any Certificates during this period.

Air Bag Mechanism timeline

Air Bag Trigger	Observation Period	Resumption of Trading
More than 45 minutes before Market Close	First 15 minutes after Air Bag Trigger	Trading resumes the same day between 30 and 45 minutes after Air Bag Trigger
45 minutes before Market Close		Next trading day at Market Open
30 to 45 minutes before Market Close		
30 minutes before Market Close		
15 to 30 minutes before Market Close		
15 minutes before Market Close		
Less than 15 minutes before Market Close	From Air Bag Trigger to Market Close	

With **Market Close** defined as:

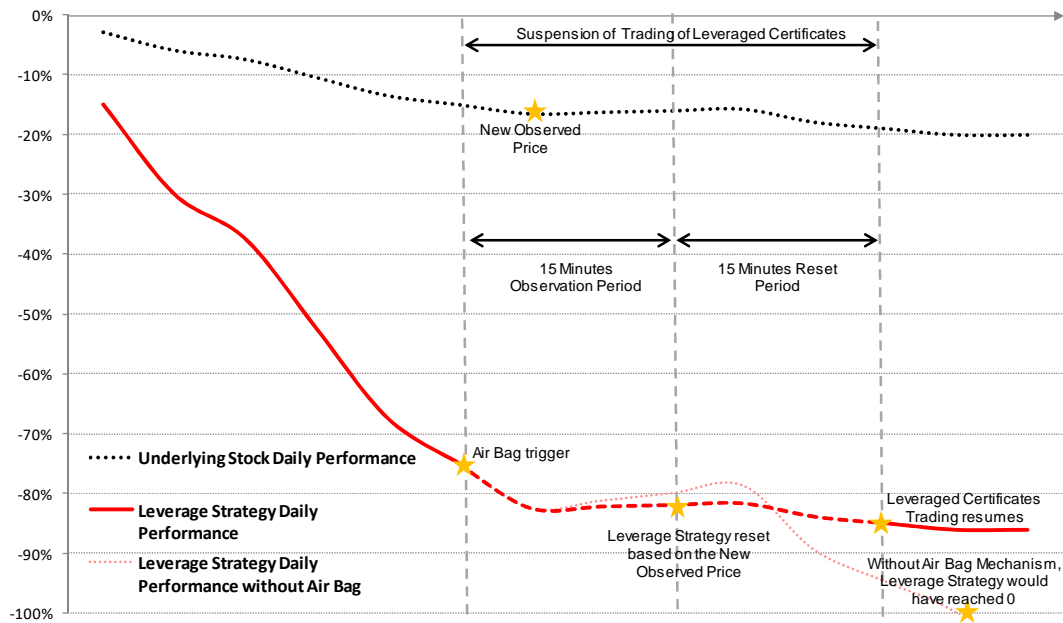
- Underlying Stock closing time with respect to the Observation Period
- The sooner between Underlying Stock closing time and SGX closing time with respect to the Resumption of Trading



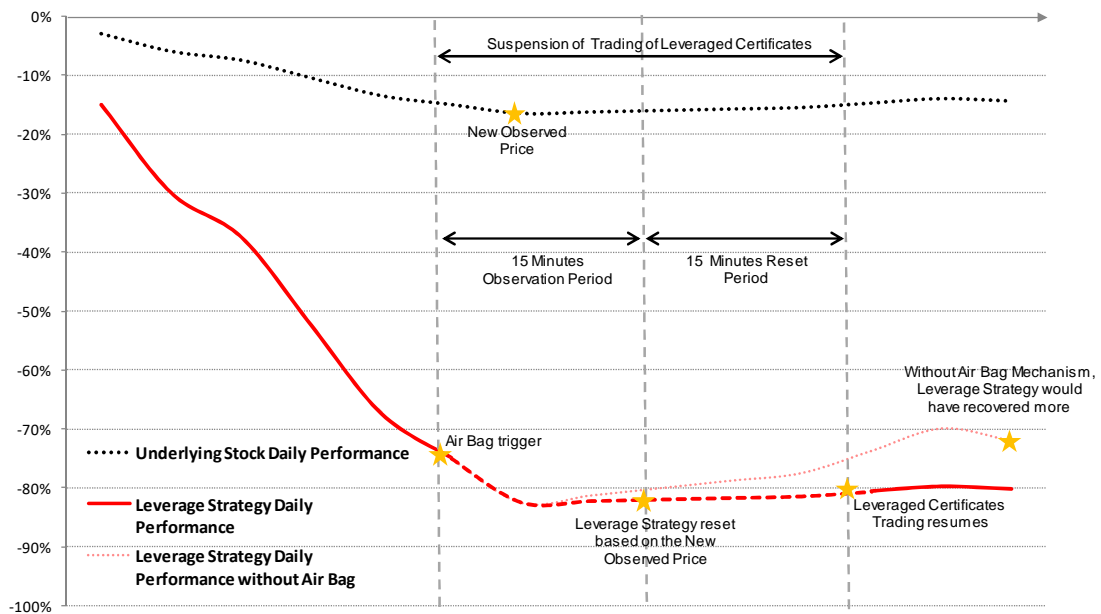
- The later between X+30 minutes or Y+15 minutes will be the earliest time the Certificates can be resumed, the next quarter-of-an-hour of which will be the scheduled resumption time of the Certificates.
- If the scheduled resumption time of the Certificates is at or later than the scheduled closing time of the underlying asset, the Certificates will resume at 9 a.m. on the next SGX-ST trading day.

Illustrative examples of the Air Bag Mechanism⁹

Scenario 1 – Downward Trend after Air Bag trigger



Scenario 2 – Upward Trend after Air Bag trigger



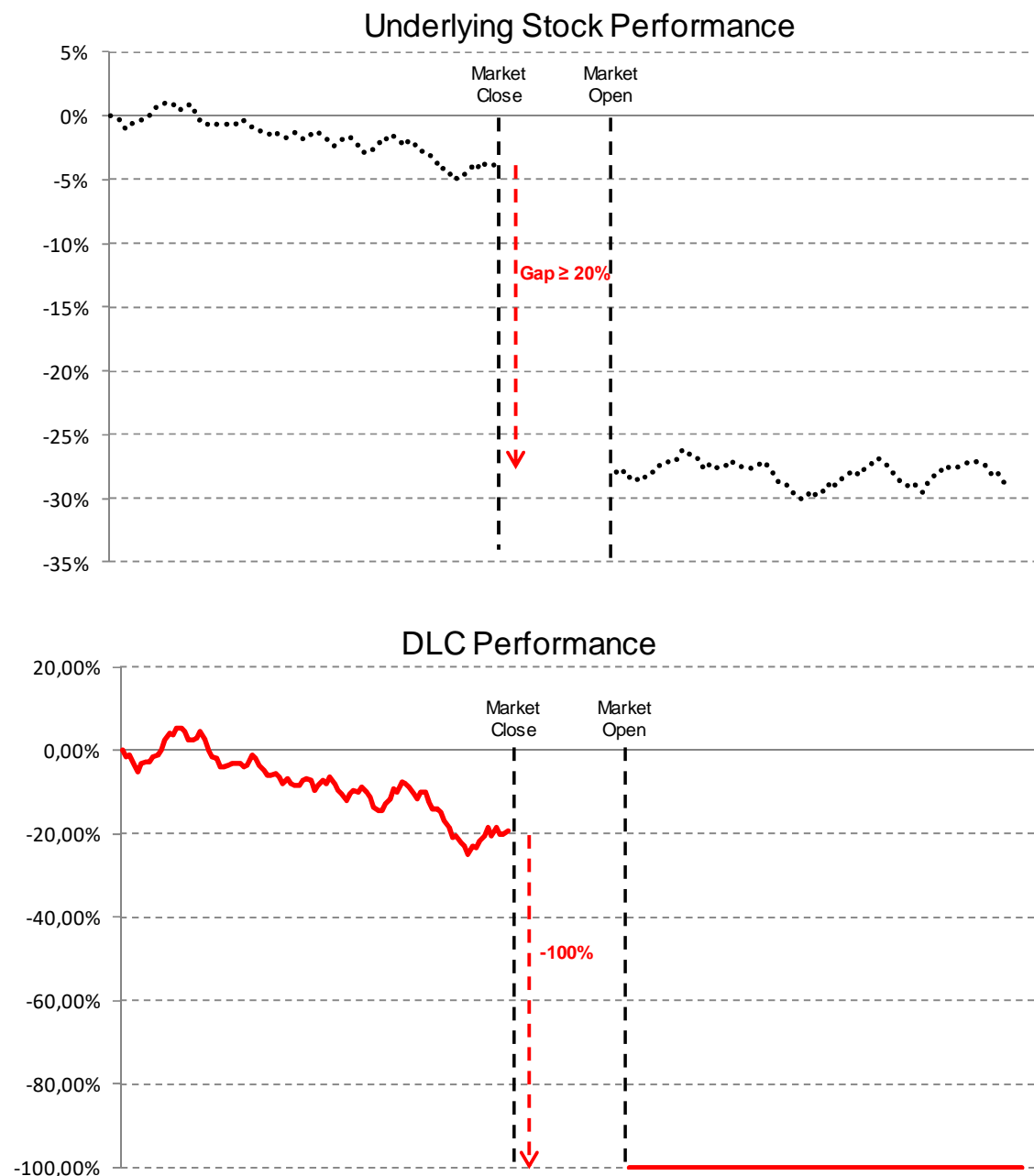
⁹ The illustrative examples are not exhaustive.

Scenarios where the investor may lose the entire value of the investment

The scenarios below are purely hypothetical and do not take fees and charges payable by investors into consideration. The scenarios highlight cases where the Certificates may lose 100% of their value.

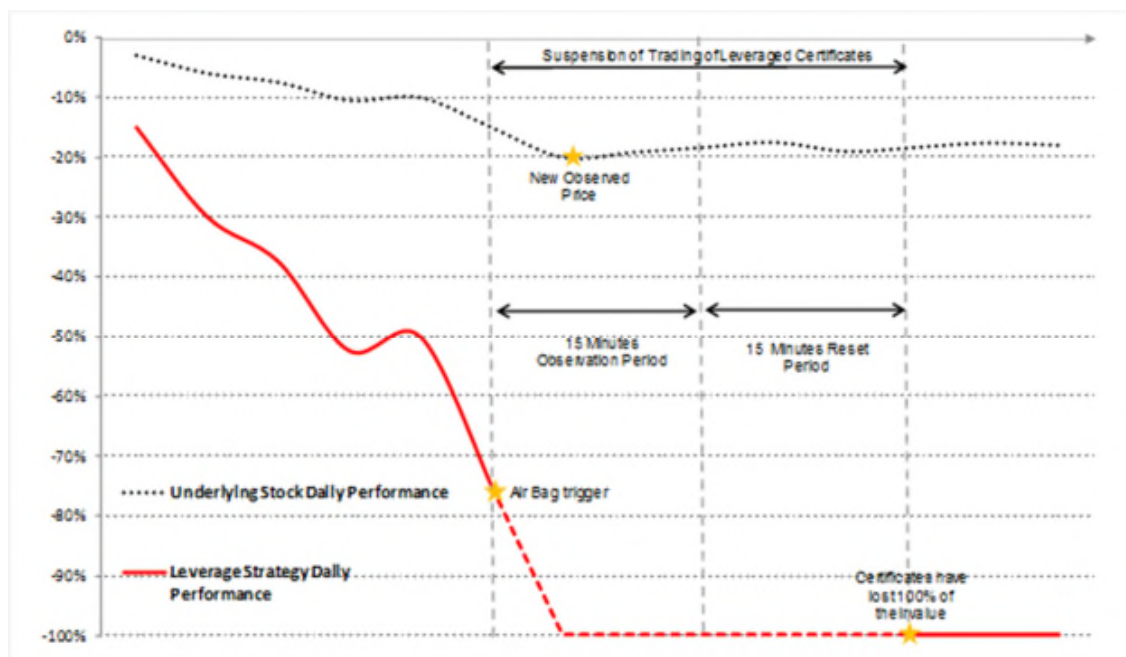
Scenario 1 – Overnight fall of the Underlying Stock

On any business day, the opening price of the Underlying Stock may be higher or lower than the closing price on the previous day. The difference between the previous closing price and the opening price of the Underlying Stock is termed a “gap”. If the opening price of the Underlying Stock is 20% or more below the previous day closing price, the Air Bag Mechanism would only be triggered when the market opens the following day, and the Certificates would lose their entire value in such event.



Scenario 2 – Sharp intraday fall of the Underlying Stock

Although the Air Bag Mechanism is designed to reduce the exposure to the Underlying Stock during extreme market conditions, the Certificate can lose 100% of its value in the event the price of the Underlying Stock falls by 20% or more within the 15 minutes Observation Period compared to the reference price, being: (i) if air bag has not been previously triggered on the same day, the previous closing price of the Underlying Stock, or (ii) if one or more air bag have been previously triggered on the same day, the latest New Observed Price. The Certificates would lose their entire value in such event.



Examples and illustrations of adjustments due to certain corporate actions

The examples are purely hypothetical and do not take fees and charges payable by investors into consideration. The examples highlight the effect of corporate actions on the value of the Certificates and do not take into account the possible influence of fees, exchange rates, or any other market parameters.

In the case of any corporate action on the Underlying Stock, the Calculation Agent will, as soon as reasonably practical after it becomes aware of such event, determine whether such corporate action has a dilutive or concentrative effect on the theoretical value of the Underlying Stock, and if so, will (a) calculate the corresponding adjustment, if any, to be made to the elements relating to the Underlying Stock which are used to determine any settlement or payment terms under the Certificates and/or adjust at its discretion any other terms of the Certificates as it determines appropriate to preserve the economic equivalent of the obligations of the Issuer under the Certificates and (b) determine the effective date of such adjustment.

Notwithstanding the foregoing, in the event Observation Date (t) is an ex-date with respect to a corporate action related to the Underlying Stock, the Calculation Agent may, in its sole and absolute discretion, replace the $Rfactor_t$ with respect to such Observation Date (t) by an amount computed according to the following generic formula :

$$Rfactor_t = \left[1 - \frac{Div_t + DivExc_t - M \times R}{S_{t-1}} \right] \times \frac{1}{1 + M}$$

This formula is provided for indicative purposes and the Calculation Agent may determine that this formula is not appropriate for certain corporate actions and may apply a different formula instead.

Such adjustment of $Rfactor_t$ would affect the Leveraged Return, the Rebalancing Cost, and the Underlying Reference Price used to determine the Intraday Restrike Event. The Air Bag mechanism would not be triggered if the stock price falls by 15% exclusively because of the dilutive effect of a corporate action.

Where:

$DivExc_t$ is the amount received as an Extraordinary Dividend by a holder of existing Shares for each Share held prior to the Extraordinary Dividend, net of any applicable withholding taxes.

M is the number of new Share(s) (whether a whole or a fraction) per existing Share each holder thereof is entitled to subscribe or to receive (positive amount) or the number of existing Shares redeemed or canceled per existing Share (negative amount), as the case may be, resulting from the corporate action.

R is the subscription price per Share (positive amount) or the redemption price per Share (negative amount) including any dividends or other benefits forgone to be subscribe to or to receive (as applicable), or to redeem a Share.

1. Stock split

Assuming the Underlying Stock is subject to a 1 to 2 stock split (i.e. 1 new Share for every 1 existing share):

$$S_{t-1} = \$100$$

$$S_t = \$51$$

$$Div_t = \$0$$

$$DivExc_t = \$0$$

M = 1 (i.e. 1 new Shares for 1 existing Share)

R = \$0 (no subscription price / redemption price)

$$Rfactor_t = \left[1 - \frac{0 + 0 - 2 \times 0}{100} \right] \times \frac{1}{1 + 1} = 50\%$$

As a consequence:

$$LR_{t-1,t} = \text{Leverage} \times \left(\frac{S_t}{S_{t-1} \times Rfactor_t} - 1 \right) = 5 \times \left(\frac{51}{100 \times 50\%} - 1 \right) = 10\%$$

S_{t-1}	$S_{t-1} \times Rfactor_t$	S_t	Adjusted Underlying Stock Performance
100	50	51	2%

Value of the Certificate (t-1)	Value of the Certificate (t)	Certificates' performance (excluding any cost and fees)
1.20	1.32	10%

In such case an Intraday Restrike Event would occur if the Underlying Stock price falls to \$42.5, which is 15% below \$50, the Underlying Stock Reference Price.

2. Share Consolidation

Assuming the Underlying Stock is subject to a 2 to 1 share consolidation (i.e. 1 Share canceled for every 2 existing Shares):

$$S_{t-1} = \$100$$

$$S_t = \$202$$

$$\text{Div}_t = \$0$$

$$\text{DivExc}_t = \$0$$

M = -0.5 (i.e. 0.5 Shares canceled for each 1 existing Share)

R = \$0 (no subscription price / redemption price)

$$Rfactor_t = \left[1 - \frac{0 + 0 - (-0.5) \times 0}{100} \right] \times \frac{1}{1 + (-0.5)} = 200\%$$

As a consequence:

$$LR_{t-1,t} = \text{Leverage} \times \left(\frac{S_t}{S_{t-1} \times Rfactor_t} - 1 \right) = 5 \times \left(\frac{202}{100 \times 200\%} - 1 \right) = 5\%$$

S_{t-1}	$S_{t-1} \times Rfactor_t$	S_t	Adjusted Underlying Stock Performance
100	200	202	1%

Value of the Certificate (t-1)	Value of the Certificate (t)	Certificates' performance (excluding any cost and fees)
1.20	1.26	5%

In such case an Intraday Restrike Event would occur if the Underlying Stock price falls to \$170, which is 15% below \$200, the Underlying Stock Reference Price.

3. Rights Issues

Assuming there is a rights issue with respect to the Underlying Stock, with a right to receive 1 new Share for every 2 existing Shares, for a subscription price of \$40.

$$S_{t-1} = \$100$$

$$S_t = \$84$$

$$Div_t = \$0$$

$$DivExc_t = \$0$$

$$R = \$40 \text{ (i.e. subscription price of \$40)}$$

$$M = 0.5 \text{ (i.e. 1 new share for every 2 existing shares)}$$

$$Rfactor_t = \left[1 - \frac{0 + 0 - 0.5 \times 40}{100} \right] \times \frac{1}{1 + 0.5} = 80\%$$

As a consequence:

$$LR_{t-1,t} = \text{Leverage} \times \left(\frac{S_t}{S_{t-1} \times Rfactor_t} - 1 \right) = 5 \times \left(\frac{84}{100 \times 80\%} - 1 \right) = 25\%$$

S_{t-1}	$S_{t-1} \times Rfactor_t$	S_t	Adjusted Underlying Stock Performance
100	80	84	5%

Value of the Certificate (t-1)	Value of the Certificate (t)	Certificates' performance (excluding any cost and fees)
1.20	1.50	25%

In such case an Intraday Restrike Event would occur if the Underlying Stock price falls to \$68, which is 15% below \$80, the Underlying Stock Reference Price.

4. Bonus Issues

Assuming there is a bonus issue with respect to the Underlying Stock, where shareholders receive 1 bonus share for 5 existing shares:

$$S_{t-1} = \$100$$

$$S_t = \$85$$

$$\text{Div}_t = \$0$$

$$\text{DivExc}_t = \$0$$

$$R = \$0$$

$$M = 0.2 \text{ (i.e. 1 new share for 5 existing shares)}$$

$$Rfactor_t = \left[1 - \frac{0 + 0 - 0.2 \times 0}{100} \right] \times \frac{1}{1 + 0.2} = 83.33\%$$

As a consequence:

$$LR_{t-1,t} = \text{Leverage} \times \left(\frac{S_t}{S_{t-1} \times Rfactor_t} - 1 \right) = 5 \times \left(\frac{85}{100 \times 83.33\%} - 1 \right) = 10\%$$

S_{t-1}	$S_{t-1} \times Rfactor_t$	S_t	Adjusted Underlying Stock Performance
100	83.33	85	2%

Value of the Certificate (t-1)	Value of the Certificate (t)	Certificates' performance (excluding any cost and fees)
1.20	1.32	10%

In such case an Intraday Restrike Event would occur if the Underlying Stock price falls to \$70.83, which is 15% below \$83.33, the Underlying Stock Reference Price.

5. Extraordinary Dividend

Assuming there is an extraordinary dividend of \$20 (net of taxes) paid in respect of each stock.

$$S_{t-1} = \$100$$

$$S_t = \$84$$

$$\text{Div}_t = \$0$$

$$\text{DivExc}_t = \$20$$

$$R = \$0$$

$$M = 0$$

$$Rfactor_t = \left[1 - \frac{0 + 20 - 0 \times 0}{100} \right] \times \frac{1}{1 + 0} = 80\%$$

As a consequence:

$$LR_{t-1,t} = \text{Leverage} \times \left(\frac{S_t}{S_{t-1} \times Rfactor_t} - 1 \right) = 5 \times \left(\frac{84}{100 \times 80\%} - 1 \right) = 25\%$$

S_{t-1}	$S_{t-1} \times Rfactor_t$	S_t	Adjusted Underlying Stock Performance
100	80	84	5%

Value of the Certificate (t-1)	Value of the Certificate (t)	Certificates' performance (excluding any cost and fees)
1.20	1.50	25%

In such case an Intraday Restrike Event would occur if the Underlying Stock price falls to \$68, which is 15% below \$80, the Underlying Stock Reference Price.

INFORMATION RELATING TO THE COMPANY

All information contained in this document regarding the Company, including, without limitation, its financial information, is derived from publicly available information which appears on the web-site of Hong Kong Exchanges and Clearing Limited (the “HKExCL”) at <http://www.hkex.com.hk> and/or the Company’s web-site at <https://www.tencent.com/en-us/index.html>. The Issuer has not independently verified any of such information.

Tencent Holdings Limited (the “**Company**”) was incorporated in the Cayman Islands with limited liability. The address of its registered office is Cricket Square, Hutchins Drive, P.O. Box 2681, Grand Cayman KY1-1111, Cayman Islands. The shares of the Company have been listed on the Main Board of The Stock Exchange of Hong Kong Limited since 16 June 2004.

Tencent Holdings Limited is an investment holding company principally involved in the provision of value-added services (VAS) and online advertising services. The Company operates through three main segments. The VAS segment is mainly involved in provision of online/mobile games, community value-added services and applications across various Internet and mobile platforms. The Online Advertising segment is mainly engaged in display based and performance based advertisements. The Others segment is mainly involved in provision of payment related services, cloud services and other services.

The information set out in Appendix I of this document relates to the unaudited consolidated results of the Company and its subsidiaries for the three months ended 31 March 2021 and has been extracted and reproduced from an announcement by the Company dated 20 May 2021 in relation to the same. Further information relating to the Company may be located on the web-site of the HKExCL at <http://www.hkex.com.hk>.

INFORMATION RELATING TO THE DESIGNATED MARKET MAKER

Société Générale has been appointed the designated market maker (“DMM”) for the Certificates. The DMM will provide competitive buy and sell quotes for the Certificates continuously during the trading hours of the SGX-ST on the following basis:

- (a) Maximum bid and offer spread : (i) when the best bid price of the Certificate is S\$10 and below: 10 ticks or S\$0.20 whichever is greater; and
(ii) when the best bid price of the Certificate is above S\$10: 5% of the best bid price of the Certificate.
- (b) Minimum quantity subject to bid and offer spread : 10,000 Certificates
- (c) Last Trading Day for Market Making : The date falling 5 Exchange Business Days immediately preceding the Expiry Date

In addition, the DMM may not provide a quotation in the following circumstances:

- (i) during the pre-market opening and five minutes following the opening of the SGX-ST on any trading day;
- (ii) if the Certificates are valueless (where the Issuer's bid price is below the minimum bid size for such securities as prescribed by the SGX-ST);
- (iii) before the Relevant Stock Exchange for the Underlying Stock has opened and after the Relevant Stock Exchange for the Underlying Stock has closed on any trading day;
- (iv) when trading in the Underlying Stock is suspended or limited in a material way for any reason, for the avoidance of doubt, the DMM is not obliged to provide quotations for the Certificates at any time when the Underlying Stock is not negotiated/traded for any reason;
- (v) where the Certificates are suspended from trading for any reason;
- (vi) market disruption events, including, without limitation, any suspension of or limitation imposed on trading (including but not limited to unforeseen circumstances such as by reason of movements in price exceeding limits permitted by the SGX-ST or any act of God, war, riot, public disorder, explosion, terrorism or otherwise) in the Underlying Stock;
- (vii) where the Issuer or the DMM faces technical problems affecting the ability of the DMM to provide bids and offer quotations;
- (viii) where the ability of the Issuer to source a hedge or unwind an existing hedge, as determined by the Issuer in good faith, is materially affected by the prevailing market conditions, and the Issuer informs the SGX-ST of its inability to do so as soon as practicable;
- (ix) in cases where the Issuer has no Certificates to sell, then the DMM will only provide the bid price;
- (x) if the stock market experiences exceptional price movement and volatility;

- (xi) when it is a public holiday in Singapore and/or Hong Kong and/or the SGX-ST and/or the HKEX are not open for dealings; and
- (xii) during the suspension of trading of Certificates after an Air Bag Mechanism has been triggered.

The last trading day on which the DMM will provide competitive quotations for the Certificates would be the fifth Exchange Business Day immediately preceding the Expiry Date.

SUPPLEMENTAL INFORMATION RELATING TO THE GUARANTOR

The information set out in Appendix II of this document is a reproduction of the press release dated 3 August 2021 containing the Guarantor's consolidated financial results for the second quarter ended 30 June 2021.

SUPPLEMENTAL GENERAL INFORMATION

The information set out herein is supplemental to, and should be read in conjunction with, the information set out on page 105 of the Base Listing Document.

1. Save as disclosed in this document and the Base Listing Document, neither the Issuer nor the Guarantor is involved in any legal or arbitration proceedings (including any proceedings which are pending or threatened of which the Issuer or the Guarantor is aware) which may have or have had in the previous 12 months a significant effect on the financial position of the Issuer or the Guarantor in the context of the issuance of the Certificates.
2. Settlement of trades done on a normal “ready basis” on the SGX-ST generally take place on the second Business Day following the transaction. Dealing in the Certificates will take place in Board Lots in Singapore dollars. For further details on the transfer of Certificates and their exercise, please refer to the section headed “Summary of the Issue” above.
3. It is not the current intention of the Issuer to apply for a listing of the Certificates on any stock exchange other than the SGX-ST.
4. Save as disclosed in the Base Listing Document and herein, there has been no material adverse change in the financial position or prospects of the Issuer since 31 December 2020 or the Guarantor since 30 June 2021, in the context of the issuance of Certificates hereunder.
5. The following contracts, relating to the issue of the Certificates, have been or will be entered into by the Issuer and/or the Guarantor and may be material to the issue of the Certificates:
 - (a) the Guarantee;
 - (b) the Master Instrument; and
 - (c) the Master Warrant Agent Agreement.

None of the directors of the Issuer and the Guarantor has any direct or indirect interest in any of the above contracts.

6. The Auditors of the Issuer and the Guarantor have given and have not withdrawn their written agreement to the inclusion of the report, included herein, in the form and context in which it is included. Their report was not prepared exclusively for incorporation into this document.

The Auditors of the Issuer and the Guarantor have no shareholding in the Issuer or the Guarantor or any of its subsidiaries, nor do they have the right (whether legally enforceable or not) to subscribe for or to nominate persons to subscribe for securities of the Issuer or the Guarantor or any of its subsidiaries.

7. The Certificates are not fully covered by the Underlying Stock held by Issuer or a trustee for and on behalf of the Issuer. The Issuer has appropriate risk management capabilities to manage the issue of the Certificates.
8. Société Générale, Singapore Branch, currently of 8 Marina Boulevard, #12-01 Marina Bay Financial Centre Tower 1, Singapore 018981, has been authorised to accept, on behalf of the Issuer and the Guarantor, service of process and any other notices required to be served on the Issuer or the Guarantor. Any notices required to be served on the Issuer or the Guarantor should be sent to Société Générale at the above address for the attention of Société Générale Legal Department.

9. Copies of the following documents may be inspected during usual business hours on any weekday (Saturdays, Sundays and holidays excepted) at the offices of Société Générale, Singapore Branch at 8 Marina Boulevard, #12-01 Marina Bay Financial Centre Tower 1, Singapore 018981, during the period of 14 days from the date of this document:
- (a) the Memorandum and Articles of Association of the Issuer and the Constitutional Documents of the Guarantor;
 - (b) the latest financial reports (including the notes thereto) of the Issuer;
 - (c) the latest financial reports (including the notes thereto) of the Guarantor;
 - (d) the consent letters from the Auditors to the Issuer and the Guarantor referred to in paragraph 6 above;
 - (e) the Base Listing Document;
 - (f) this document; and
 - (g) the Guarantee.

PLACING AND SALE

General

No action has been or will be taken by the Issuer that would permit a public offering of the Certificates or possession or distribution of any offering material in relation to the Certificates in any jurisdiction where action for that purpose is required. No offers, sales or deliveries of any Certificates, or distribution of any offering material relating to the Certificates may be made in or from any jurisdiction except in circumstances which will result in compliance with any applicable laws or regulations and will not impose any obligation on the Issuer. In the event that the Issuer contemplates a placing, placing fees may be payable in connection with the issue and the Issuer may at its discretion allow discounts to placees.

Each Certificate Holder undertakes that it will inform any subsequent purchaser of the terms and conditions of the Certificates and all such subsequent purchasers as may purchase such securities from time to time shall be deemed to be a Certificate Holder for the purposes of the Certificates and shall be bound by the terms and conditions of the Certificates.

Singapore

This document has not been registered as a prospectus with the Monetary Authority of Singapore. Accordingly, this document and any other document or material in connection with the offer or sale, or invitation for subscription or purchase, of Certificates may not be circulated or distributed, nor may Certificates be offered or sold, or be made the subject of an invitation for subscription or purchase, whether directly or indirectly, to persons in Singapore other than pursuant to, and in accordance with the conditions of, any applicable provision of the Securities and Futures Act, Chapter 289 of Singapore.

Hong Kong

Each dealer has represented and agreed, and each further dealer appointed in respect of the Certificates and each other purchaser will be required to represent and agree, that:

- (a) it has not offered or sold and will not offer or sell in Hong Kong, by means of any document, any Certificates (except for Certificates which are a "structured product" as defined in the Securities and Futures Ordinance (Cap.571) of Hong Kong ("**SFO**")) other than (i) to "professional investors" as defined in the SFO and any rules made under the SFO; or (ii) in other circumstances which do not result in the document being a "prospectus", as defined in the Companies (Winding Up and Miscellaneous Provisions) Ordinance (Cap. 32) of Hong Kong ("**CWUMPO**") or which do not constitute an offer to the public within the meaning of the CWUMPO; and
- (b) it has not issued or had in its possession for the purposes of issue, and will not issue or have in its possession for the purposes of issue, whether in Hong Kong or elsewhere, any advertisement, invitation or document relating to the Certificates, which is directed at, or the contents of which are likely to be accessed or read by, the public of Hong Kong (except if permitted to do so under the securities laws of Hong Kong) other than with respect to Certificates which are or are intended to be disposed of only to persons outside Hong Kong or only to "professional investors" as defined in the SFO and any rules made under the SFO.

European Economic Area

Each dealer represents and agrees, and each further dealer appointed in respect of the Certificates will be required to represent and agree, that it has not offered, sold or otherwise made

available and will not offer, sell, or otherwise make available any Certificates which are the subject of the offering as contemplated by this document to any retail investor in the European Economic Area. For the purposes of this provision:

- (a) the expression “**retail investor**” means a person who is one (or more) of the following:
 - (i) a retail client as defined in point (11) of Article 4(1) of Directive 2014/65/EU (as amended, “**MiFID II**”); or
 - (ii) a customer within the meaning of Directive 2016/97/EU (as amended, the Insurance Distribution Directive), where that customer would not qualify as a professional client as defined in point (10) of Article 4(1) of MiFID II; or
 - (iii) not a qualified investor as defined in Regulation (EU) 2017/1129 (as amended and superseded, the Prospectus Regulation); and
- (b) the expression “**offer**” includes the communication in any form and by any means of sufficient information on the terms of the offer and the Certificates to be offered so as to enable an investor to decide to purchase or subscribe for the Certificates.

United Kingdom

Each dealer represents and agrees, and each further dealer appointed in respect of the Certificates will be required to represent and agree, that it has not offered, sold or otherwise made available and will not offer, sell or otherwise make available any Certificates which are the subject of the offering as contemplated by this document to any retail investor in the United Kingdom. For the purposes of this provision:

- (a) the expression “**retail investor**” means a person who is one (or more) of the following:
 - (i) a retail client, as defined in point (8) of Article 2 of Regulation (EU) No 2017/565 as it forms part of domestic law by virtue of the European Union (Withdrawal) Act 2018 (“**EUWA**”); or
 - (ii) a customer within the meaning of the provisions of the Financial Services and Markets Act, as amended (the “**FSMA**”) and any rules or regulations made under the FSMA to implement Directive (EU) 2016/97, where that customer would not qualify as a professional client, as defined in point (8) of Article 2(1) of Regulation (EU) No 600/2014 as it forms part of domestic law by virtue of the EUWA; or
 - (iii) not a qualified investor as defined in Article 2 of Regulation (EU) 2017/1129 as it forms part of domestic law by virtue of the EUWA; and
- (b) the expression an “**offer**” includes the communication in any form and by any means of sufficient information on the terms of the offer and the Certificates to be offered so as to enable an investor to decide to purchase or subscribe for the Certificates.

Each dealer further represents and agrees, and each further dealer appointed in respect of the Certificates will be required to further represent and agree, that:

- (a) in respect to Certificates having a maturity of less than one year: (i) it is a person whose ordinary activities involve it in acquiring, holding, managing or disposing of investments (as principal or agent) for the purposes of its business; and (ii) it has not offered or sold and will not offer or sell any Certificates other than to persons whose ordinary activities involve them in acquiring, holding, managing or disposing of investments (as principal or agent) for the purposes of their businesses or who it is reasonable to expect will acquire, hold, manage or dispose of investments (as principal or agent) for the purposes of their businesses where the

issue of the Certificates would otherwise constitute a contravention of Section 19 of the FSMA by the Issuer;

- (b) it has only communicated or caused to be communicated and will only communicate or cause to be communicated an invitation or inducement to engage in investment activity (within the meaning of section 21 of the FSMA) received by it in connection with the issue or sale of any Certificates in circumstances in which section 21(1) of the FSMA does not apply to the Issuer or the Guarantor; and
- (c) it has complied and will comply with all applicable provisions of the FSMA with respect to anything done by it in relation to any Certificates in, from or otherwise involving the United Kingdom.

United States

The Certificates and the Guarantee have not been and will not be registered under the United States Securities Act of 1933, as amended (the “**Securities Act**”) or any state securities law, and trading in the Certificates has not been approved by the United States Commodity Futures Trading Commission (the “**CFTC**”) under the United States Commodity Exchange Act of 1936, as amended (the “**Commodity Exchange Act**”) and the Issuer will not be registered as an investment company under the United States Investment Company Act of 1940, as amended, and the rules and regulations thereunder. None of the Securities and Exchange Commission, any state securities commission or regulatory authority or any other United States, French or other regulatory authority has approved or disapproved of the Certificates or the Guarantee or passed upon the accuracy or adequacy of this document. Accordingly, Certificates, or interests therein, may not at any time be offered, sold, resold, traded, pledged, exercised, redeemed, transferred or delivered, directly or indirectly, in the United States or to, or for the account or benefit of, U.S. persons, nor may any U.S. person at any time trade, own, hold or maintain a position in the Certificates or any interests therein. In addition, in the absence of relief from the CFTC, offers, sales, re-sales, trades, pledges, exercises, redemptions, transfers or deliveries of Certificates, or interests therein, directly or indirectly, in the United States or to, or for the account or benefit of, U.S. persons, may constitute a violation of United States law governing commodities trading and commodity pools. Consequently, any offer, sale, resale, trade, pledge, exercise, redemption, transfer or delivery made, directly or indirectly, within the United States or to, or for the account or benefit of, a U.S. person will not be recognised.

Each dealer has represented and agreed, and each further dealer will be required to represent and agree, that it has not and will not at any time offer, sell, resell, trade, pledge, exercise, redeem, transfer or deliver, directly or indirectly, Certificates in the United States or to, or for the account or benefit of, any U.S. person or to others for offer, sale, resale, trade, pledge, exercise, redeem, transfer or delivery, directly or indirectly, in the United States or to, or for the account or benefit of, any such U.S. person. Any person purchasing Certificates of any tranches must agree with the relevant dealer or the seller of such Certificates that (i) it will not at any time offer, sell, resell, trade, pledge, exercise, redeem, transfer or deliver, directly or indirectly, any Certificates in the United States or to, or for the account or benefit of, any U.S. person or to others for offer, sale, resale, trade, pledge, exercise, redemption, transfer or delivery, directly or indirectly, in the United States or to, or for the account or benefit of, any U.S. person, and (ii) it is not purchasing any Certificates for the account or benefit of any U.S. person.

Exercise or otherwise redemption of Certificates will be conditional upon certification that each person exercising or otherwise redeeming a Certificate is not a U.S. person or in the United States and that the Certificate is not being exercised or otherwise redeemed on behalf of a U.S. person. No payment will be made to accounts of holders of the Certificates located in the United States.

As used in the preceding paragraphs, the term “**United States**” includes the territories, the possessions and all other areas subject to the jurisdiction of the United States of America, and the term “**U.S. person**” means any person who is (i) a U.S. person as defined under Regulation S under the Securities Act, (ii) a U.S. person as defined in paragraph 7701(a)(30) of the Internal Revenue Code of 1986, or (iii) a person who comes within any definition of U.S. person for the purposes of the United States Commodity Exchange Act of 1936, as amended (the “**CEA**”) or any rules thereunder of the CFTC (the “**CFTC Rules**”), guidance or order proposed or issued under the CEA (for the avoidance of doubt, any person who is not a “Non-United States person” defined under CFTC Rule 4.7(a)(1)(iv), but excluding, for purposes of subsection (D) thereof, the exception for qualified eligible persons who are not “Non-United States persons”, shall be considered a U.S. person).

APPENDIX I

REPRODUCTION OF THE UNAUDITED CONSOLIDATED RESULTS FOR THE THREE MONTHS ENDED 31 MARCH 2021 OF TENCENT HOLDINGS LIMITED AND ITS SUBSIDIARIES

The information set out below is a reproduction of the unaudited consolidated results of the Company and its subsidiaries for the three months ended 31 March 2021 and has been extracted and reproduced from an announcement by the Company dated 20 May 2021 in relation to the same.

Hong Kong Exchanges and Clearing Limited and The Stock Exchange of Hong Kong Limited take no responsibility for the contents of this announcement, make no representation as to its accuracy or completeness and expressly disclaim any liability whatsoever for any loss howsoever arising from or in reliance upon the whole or any part of the contents of this announcement.

Tencent 腾讯
TENCENT HOLDINGS LIMITED
騰訊控股有限公司
(Incorporated in the Cayman Islands with limited liability)
(Stock Code: 700)

ANNOUNCEMENT OF THE RESULTS
FOR THE THREE MONTHS ENDED 31 MARCH 2021

The Board is pleased to announce the unaudited consolidated results of the Group for the three months ended 31 March 2021. These interim results have been reviewed by the Auditor in accordance with International Standard on Review Engagements 2410 “Review of interim financial information performed by the independent auditor of the entity” issued by the International Auditing and Assurance Standards Board, and by the Audit Committee.

FINANCIAL PERFORMANCE HIGHLIGHTS

		Unaudited Three months ended			
	31 March 2021	31 March 2020	Year- on-year change	31 December 2020	Quarter- on-quarter change
		(RMB in millions, unless specified)			
Revenues	135,303	108,065	25%	133,669	1%
Gross profit	62,635	52,794	19%	58,881	6%
Operating profit	56,273	37,260	51%	63,713	-12%
Profit for the period	49,008	29,403	67%	59,369	-17%
Profit attributable to equity holders of the Company	47,767	28,896	65%	59,302	-19%
Non-IFRS profit attributable to equity holders of the Company	33,118	27,079	22%	33,207	0%
EPS (RMB per share)					
– basic	5.020	3.049	65%	6.240	-20%
– diluted	4.917	2.999	64%	6.112	-20%
Non-IFRS EPS (RMB per share)					
– basic	3.481	2.858	22%	3.494	0%
– diluted	3.415	2.817	21%	3.413	0%

OPERATING INFORMATION

	As at 31 March 2021	As at 31 March 2020 (in millions, unless specified)	Year- on-year change	As at 31 December 2020	Quarter- on-quarter change
Combined MAU of Weixin and WeChat	1,241.6	1,202.5	3.3%	1,225.0	1.4%
Mobile device MAU of QQ	606.4	693.5	-12.6%	594.9	1.9%
Fee-based VAS registered subscriptions	225.7	197.4	14.3%	219.5	2.8%

BUSINESS REVIEW AND OUTLOOK

During the quarter, we achieved notable growth for our business services as well as online advertising revenue streams, while stepping up our investment in areas including business services and enterprise software, high-production-value games, and short-form video. Our listed investment portfolio experienced meaningful value appreciation, while contributing mixed results to our associate income, with certain investees delivering wider associate losses due to their investments in new initiatives such as community group buying activities. Overall, we believe we sustained healthy operational and financial results during a period when the China Internet industry as a whole is undergoing a heavy investment phase. Here are some highlights of our key products and business lines for the quarter:

Weixin

Weixin Video Accounts continued to gain user and content creator traction as we build the content ecosystem. We have increased our efforts in attracting and incubating content creators by providing customised onboarding services and ongoing operational support. Mini Programs' ecosystem is thriving with deeper penetration among small and medium-sized businesses. Our low-code development platform enables smaller businesses to develop Mini Programs more cost-effectively. We provided more tools to assist system integrators and the number of active Mini Programs they served more than tripled year-on-year.

QQ and Digital Content

We are leveraging technology to better integrate social and content consumption experiences at QQ, such as seamless experiences between instant messaging and games. Users can team up with QQ friends to start a multi-player game battle with one click. For in-game friends who are not on QQ, users can communicate with them synchronously via Game Center. They can also stay up-to-date with game events via QQ Mini Programs. Looking forward, QQ's new leadership team will seek to upgrade the service's technology, operations and content, and better serve the social and entertainment needs of young users.

Our fee-based VAS subscriptions grew 14% year-on-year to 226 million. Video subscriptions increased 12% year-on-year to 125 million, benefitting from adaptation of certain IPs, such as The Land of Warriors, into animated and live action drama series. Our self-commissioned variety shows such as Chuang 2021 and Roast Season 5 attained popularity. Music subscriptions increased 43% year-on-year to 61 million, primarily driven by better content, effective marketing campaigns and an improved retention rate.

We are merging the Tencent Video and WeiShi teams to upgrade their algorithmic recommendations, bring integrated viewing experiences to users, and enrich short video clips adapted from our long form video library. We have announced leadership changes in TME, aiming to enhance the co-operation and synergies between our digital content services, as well as with our social communities.

Games

Our aggregate user engagement and user spending increased year-on-year despite the high base due to stay-at-home impact in the first quarter of 2020. We released Honour of Kings' biggest-ever update in January to improve its graphics and game experiences, and then launched appealing marketing campaigns with top-tier skins during the Chinese New Year, which drove the game's DAU and paying users to record highs in February. We reduced the application file size of PUBG Mobile and enhanced our local market operational capabilities, boosting PUBG Mobile's DAU in EMEA countries. League of Legends benefitted significantly from the release of bigger and better Lunar Revel content across PC and mobile devices, as well as across its core game mode and Teamfight Tactics.

We are also cultivating emerging genres beyond these large audience games. For example, our new titles Komori Life and The Walnut Diary ranked among China's top ten life simulation mobile games by DAU in April 2021. Our games pipeline covers a wide spectrum of genres, including Action, MOBA and Survival. For China, many of the new games are adapted from popular existing game and literature IPs. Internationally, we expect our substantial prior investments in best-in-class PC, console and mobile studios to begin contributing a range of genre-innovating games in the quarters to come.

Online Advertising

We enhanced the transaction capabilities of our advertising properties via linkage with Weixin Mini Programs and upgraded marketing solutions for key industries including games, retail and automobile-related verticals, delivering higher sales conversion and ROIs for advertisers. Advertisers' adoption of Mini Programs as landing pages increased substantially, demonstrating growing recognition of Weixin as a transaction-generating environment. Our mobile advertising network continued to benefit from increased video advertising inventories primarily within games, online reading and tool apps. For the rest of 2021, industry uncertainties include potential regulatory headwinds for K-12 education and potential delays to the release schedule of our video content.

FinTech

Our commercial payments volume benefitted from rising adoption of mobile payment in China due to consumption growth and an expanding digital economy. As people travelled less and consumed more during the Chinese New Year holiday, offline payment transactions increased sequentially, particularly in retail and dining services.

Weixin Pay has been assisting small and medium-sized merchants in China to grow and digitalise their businesses. We are committing significant subsidies, resources and services to small and medium-sized merchants, to further reduce their operating costs and enhance their operational efficiency.

Cloud and Other Business Services

Leveraging our strengths in security, communication and CRM solutions, we expanded our PaaS and SaaS businesses during the quarter. To better position ourselves for the opportunities in China's nascent SaaS market, we have established our SaaS ecosystem program to nurture the growth of SaaS providers and facilitate digitalisation of enterprise clients. We launched our Enterprise App Connector with unified login accounts and data flow across different SaaS products, allowing SaaS providers to develop and deliver their products more efficiently, while facilitating better coordination of multiple SaaS solutions by enterprise clients.

Investments for the Future

We believe that we are still in the early stage of the global digital transformation. The advance of technology will present ample opportunities for our Consumer Internet and Industrial Internet activities. Consequently, we are proactively increasing our rate of investment in new opportunities by investing a portion of our incremental profits for 2021, which we believe will deliver high returns in the long run. Incremental investments will include the following areas – business services, games and short-form video content.

- *Business Services:* We will make further investments in areas such as headcount and infrastructure to support the rapid growth of our business. We will strengthen our productivity SaaS products and security software as well as partnerships with and investments in SaaS providers and Independent Software Vendors, supporting our clients' digital needs. Through enhancing our upsell and cross-sell capabilities in key verticals such as healthcare, retail, education and transportation, we will provide smart solutions for enterprises and consumer-facing products for users.

- *Games*: We are stepping up our investments in game development, and in particular focusing on large-scale and high-production-value games that can appeal to users globally. We are also investing further in new types of games serving more targeted audiences, building up IP franchises and developing them across media, and investing in advanced technologies for next generation game experiences such as cloud games.
- *Short-Form Video Content*: We are now incubating the content ecosystem for Video Accounts which connect users with real-life content and bridge high-quality content creators with their customers. We will provide production and monetisation tools to content creators, optimise social-driven recommendation, enrich knowledge-based content as well as add servers and bandwidth to support Video Accounts' solid growth. We are strengthening the synergies between our long-form and short-form video services. Through the merger of Tencent Video and WeiShi, we will empower long-form video leveraging our short-form capabilities. We will escalate self-commissioned production to further expand our IP content library, and provide video clips that can be adapted by our creator network.

As a technology company serving a broad base of users and enterprises, we recognise our social responsibility and the opportunities for us to create significant social value through innovations. Consequently, we integrated our Corporate Social Responsibility and charitable activities into a new Sustainable Social Value Organisation. We will invest an initial capital of RMB50 billion, to be funded by our investment gains, in areas including basic science, education innovation, rural revitalisation, carbon neutrality, food/energy/water provision, assisting with public emergencies, technology for senior citizens and public welfare. This upgrade aims to implement our mission of “Tech for Good” and marks a new phase of development for the Company.

MANAGEMENT DISCUSSION AND ANALYSIS

First Quarter of 2021 Compared to First Quarter of 2020

The following table sets forth the comparative figures for the first quarter of 2021 and the first quarter of 2020:

	Unaudited Three months ended	
	31 March 2021	31 March 2020
	(RMB in millions)	
Revenues	135,303	108,065
Cost of revenues	<u>(72,668)</u>	<u>(55,271)</u>
Gross profit	62,635	52,794
Interest income	1,614	1,636
Other gains, net	19,521	4,037
Selling and marketing expenses	(8,530)	(7,049)
General and administrative expenses	<u>(18,967)</u>	<u>(14,158)</u>
Operating profit	56,273	37,260
Finance costs, net	(1,367)	(1,684)
Share of profit/(loss) of associates and joint ventures	<u>1,348</u>	<u>(281)</u>
Profit before income tax	56,254	35,295
Income tax expense	<u>(7,246)</u>	<u>(5,892)</u>
Profit for the period	<u>49,008</u>	<u>29,403</u>
Attributable to:		
Equity holders of the Company	47,767	28,896
Non-controlling interests	<u>1,241</u>	<u>507</u>
	<u>49,008</u>	<u>29,403</u>
Non-IFRS profit attributable to equity holders of the Company	<u>33,118</u>	<u>27,079</u>

Revenues. Revenues increased by 25% to RMB135.3 billion for the first quarter of 2021 on a year-on-year basis. The following table sets forth our revenues by line of business for the first quarter of 2021 and the first quarter of 2020:

	Unaudited			
	Three months ended			
	31 March 2021		31 March 2020	
	% of total		% of total	
	Amount	revenues	Amount	revenues
	(RMB in millions, unless specified)			
VAS	72,443	54%	62,429	58%
Online Advertising	21,820	16%	17,713	16%
FinTech and Business Services	39,028	29%	26,475	25%
Others	2,012	1%	1,448	1%
Total revenues	<u>135,303</u>	<u>100%</u>	<u>108,065</u>	<u>100%</u>

- Revenues from VAS increased by 16% to RMB72.4 billion for the first quarter of 2021 on a year-on-year basis. Games revenues grew by 17% to RMB43.6 billion, primarily due to revenue growth from our mobile games worldwide, including Honour of Kings, PUBG Mobile, and Peacekeeper Elite, as well as recently launched titles such as Moonlight Blade Mobile. Total mobile games revenues (including mobile games revenues attributable to our social networks business) were RMB41.5 billion and PC client games revenues were RMB11.9 billion for the first quarter of 2021. Social networks revenues increased by 15% to RMB28.8 billion, due to moderate growth from digital content subscriptions, as well as from in-game virtual item sales.
- Revenues from Online Advertising increased by 23% to RMB21.8 billion for the first quarter of 2021 on a year-on-year basis, reflecting higher demand from categories such as eCommerce platforms, education and fast-moving consumer goods, as well as consolidation of Bitauto's advertising revenue. Social and others advertising revenues grew by 27% to RMB18.5 billion as we responded to increased advertiser demand for Weixin Moments and our mobile advertising network by offering more inventories. Media advertising revenues increased by 7% to RMB3.3 billion mainly due to higher advertising revenues from our music streaming apps.

- Revenues from FinTech and Business Services increased by 47% to RMB39 billion for the first quarter of 2021 on a year-on-year basis. FinTech Services revenue growth partially reflected the stay-at-home impact in the first quarter of 2020 as well as a secular trend toward mobile payment usage. Business Services revenues increased year-on-year at a faster rate than in prior quarter, mainly due to resumed project deployment and rising demand from enterprise software and online video customers, as well as consolidation of Bitauto's Business Services revenue since the fourth quarter of 2020.

Cost of revenues. Cost of revenues increased by 31% to RMB72.7 billion for the first quarter of 2021 on a year-on-year basis, reflecting increased content costs, channel and distribution costs, as well as transaction costs of FinTech services. As a percentage of revenues, cost of revenues increased to 54% for the first quarter of 2021 from 51% for the first quarter of 2020, due to factors including a revenue mix shift toward generally lower gross margin activities and more content releases. The following table sets forth our cost of revenues by line of business for the first quarter of 2021 and the first quarter of 2020:

	Unaudited			
	Three months ended			
	31 March 2021		31 March 2020	
		% of		% of
	Amount	segment	Amount	segment
	(RMB in millions, unless specified)			
		revenues		revenues
VAS	32,533	45%	25,577	41%
Online Advertising	11,986	55%	9,003	51%
FinTech and Business Services	26,430	68%	19,093	72%
Others	1,719	85%	1,598	110%
Total cost of revenues	<u>72,668</u>		<u>55,271</u>	

- Cost of revenues for VAS increased by 27% to RMB32.5 billion for the first quarter of 2021 on a year-on-year basis, primarily due to the increase in content costs for live broadcast services and video subscription services, and channel costs for mobile games.
- Cost of revenues for Online Advertising increased by 33% to RMB12 billion for the first quarter of 2021 on a year-on-year basis, mainly driven by increased traffic acquisition costs associated with revenue growth from our mobile advertising network, and increased content costs for video advertising resulting from more content releases.

- Cost of revenues for FinTech and Business Services increased by 38% to RMB26.4 billion for the first quarter of 2021 on a year-on-year basis, primarily due to bank charges for payment services and project deployment costs for Cloud Services.

Other gains, net. We recorded net other gains of RMB19.5 billion for the first quarter of 2021, which were mainly non-IFRS adjustment items such as net fair value gains reflecting increased valuations of investee companies, as well as net gains on deemed disposals and disposals of certain investee companies.

Selling and marketing expenses. Selling and marketing expenses increased by 21% to RMB8.5 billion for the first quarter of 2021 on a year-on-year basis. The increase was mainly due to higher marketing spending on business services and games, as well as higher staff costs, including those associated with the consolidation of newly acquired subsidiaries such as Bitauto. As a percentage of revenues, selling and marketing expenses were about 6% for the first quarter of 2021, broadly stable compared to the same quarter of last year.

General and administrative expenses. General and administrative expenses increased by 34% to RMB19 billion for the first quarter of 2021 on a year-on-year basis, reflecting higher R&D expenses and staff costs. As a percentage of revenues, general and administrative expenses increased to 14% for the first quarter of 2021 from 13% for the first quarter of 2020.

Finance costs, net. Net finance costs decreased by 19% to RMB1.4 billion for the first quarter of 2021 on a year-on-year basis due to lower interest expenses as a result of reduced average interest rates.

Share of profit/loss of associates and joint ventures. We recorded share of profit of associates and joint ventures of RMB1.3 billion for the first quarter of 2021, compared to share of losses of RMB0.3 billion for the first quarter of 2020. The change was mainly driven by non-IFRS adjustment items including non-recurring fair value gains on investment, and to a lesser extent, improved financial performance of certain associates.

Income tax expense. Income tax expense increased by 23% to RMB7.2 billion for the first quarter of 2021 on a year-on-year basis.

Profit attributable to equity holders of the Company. Profit attributable to equity holders of the Company increased by 65% to RMB47.8 billion for the first quarter of 2021 on a year-on-year basis. Non-IFRS profit attributable to equity holders of the Company increased by 22% to RMB33.1 billion for the first quarter of 2021.

First Quarter of 2021 Compared to Fourth Quarter of 2020

The following table sets forth the comparative figures for the first quarter of 2021 and the fourth quarter of 2020:

	Unaudited	
	Three months ended	
	31 March	31 December
	2021	2020
	(RMB in millions)	
Revenues	135,303	133,669
Cost of revenues	(72,668)	(74,788)
Gross profit	62,635	58,881
Interest income	1,614	1,708
Other gains, net	19,521	32,936
Selling and marketing expenses	(8,530)	(10,033)
General and administrative expenses	(18,967)	(19,779)
Operating profit	56,273	63,713
Finance costs, net	(1,367)	(2,253)
Share of profit of associates and joint ventures	1,348	1,618
Profit before income tax	56,254	63,078
Income tax expense	(7,246)	(3,709)
Profit for the period	49,008	59,369
Attributable to:		
Equity holders of the Company	47,767	59,302
Non-controlling interests	1,241	67
	49,008	59,369
Non-IFRS profit attributable to equity holders of the Company	33,118	33,207

Revenues. Revenues increased by 1% to RMB135.3 billion for the first quarter of 2021 on a quarter-on-quarter basis.

- Revenues from VAS increased by 8% to RMB72.4 billion for the first quarter of 2021. Games revenues grew by 12% to RMB43.6 billion. The increase was mainly driven by revenue contributions from our mobile games including Honour of Kings, CrossFire Mobile, and recently launched titles such as Call of Duty Mobile, as well as revenue growth from our PC client games. Social networks revenues increased by 3% to RMB28.8 billion. The increase mainly reflected revenue growth from in-game virtual item sales and video subscription services, partly offset by a seasonal revenue decline in live broadcast services.
- Revenues from Online Advertising decreased by 11% to RMB21.8 billion for the first quarter of 2021. Social and others advertising revenues decreased by 9% to RMB18.5 billion, mainly reflecting the low advertising season for the eCommerce and education sectors. Media advertising revenues decreased by 22% to RMB3.3 billion due to seasonally lower advertising revenues contributed by our video and news apps.
- Revenues from FinTech and Business Services were RMB39 billion for the first quarter of 2021, broadly stable compared to the fourth quarter of 2020.

Cost of revenues. Cost of revenues decreased by 3% to RMB72.7 billion for the first quarter of 2021 on a quarter-on-quarter basis, mainly driven by better operational efficiency at Business Services and lower cost of revenues for Others segment. As a percentage of revenues, cost of revenues decreased to 54% for the first quarter of 2021 from 56% for the fourth quarter of 2020.

- Cost of revenues for VAS were RMB32.5 billion for the first quarter of 2021, broadly stable compared to the fourth quarter of 2020.
- Cost of revenues for Online Advertising increased by 4% to RMB12 billion for the first quarter of 2021 due to increased video content costs resulting from more airing of sports events and drama series.
- Cost of revenues for FinTech and Business Services decreased by 4% to RMB26.4 billion for the first quarter of 2021 mainly due to lower Cloud Services project deployment costs.

Selling and marketing expenses. Selling and marketing expenses decreased by 15% to RMB8.5 billion for the first quarter of 2021 on a quarter-on-quarter basis due to seasonality.

General and administrative expenses. General and administrative expenses decreased by 4% to RMB19 billion for the first quarter of 2021 on a quarter-on-quarter basis. The decrease mainly reflected lower office expenses, as well as fewer travel and entertainment activities versus the previous quarter.

Profit attributable to equity holders of the Company. Profit attributable to equity holders of the Company decreased by 19% to RMB47.8 billion for the first quarter of 2021 on a quarter-on-quarter basis. Non-IFRS profit attributable to equity holders of the Company was RMB33.1 billion for the first quarter of 2021, broadly stable compared to the fourth quarter of 2020.

Other Financial Information

	Unaudited		
	Three months ended		
	31 March	31 December	31 March
	2021	2020	2020
	(RMB in millions, unless specified)		
EBITDA (a)	49,355	42,872	42,228
Adjusted EBITDA (a)	52,927	46,533	45,190
Adjusted EBITDA margin (b)	39%	35%	42%
Interest and related expenses	1,726	1,766	2,006
Net cash/(debt) (c)	5,581	11,063	(5,716)
Capital expenditures (d)	7,734	9,659	6,151

Note:

- (a) EBITDA is calculated as operating profit minus interest income and other gains/losses, net, and adding back depreciation of property, plant and equipment, investment properties as well as right-of-use assets, and amortisation of intangible assets and land use rights. Adjusted EBITDA is calculated as EBITDA plus equity-settled share-based compensation expenses.
- (b) Adjusted EBITDA margin is calculated by dividing Adjusted EBITDA by revenues.
- (c) Net cash/(debt) represents period end balance and is calculated as cash and cash equivalents, plus term deposits and others, minus borrowings and notes payable.
- (d) Capital expenditures consist of additions (excluding business combinations) to property, plant and equipment, construction in progress, investment properties, land use rights and intangible assets (excluding video and music content, game licences and other content).

The following table reconciles our operating profit to our EBITDA and Adjusted EBITDA for the periods presented:

	Unaudited		
	Three months ended		
	31 March 2021	31 December 2020	31 March 2020
	(RMB in millions, unless specified)		
Operating profit	56,273	63,713	37,260
Adjustments:			
Interest income	(1,614)	(1,708)	(1,636)
Other gains, net	(19,521)	(32,936)	(4,037)
Depreciation of property, plant and equipment and investment properties	5,303	4,939	3,889
Depreciation of right-of-use assets	1,055	1,036	874
Amortisation of intangible assets and land use rights	7,859	7,828	5,878
EBITDA	49,355	42,872	42,228
Equity-settled share-based compensation	3,572	3,661	2,962
Adjusted EBITDA	52,927	46,533	45,190

Non-IFRS Financial Measures

To supplement the consolidated results of the Group prepared in accordance with IFRS, certain additional non-IFRS financial measures (in terms of operating profit, operating margin, profit for the period, net margin, profit attributable to equity holders of the Company, basic EPS and diluted EPS) have been presented in this announcement. These unaudited non-IFRS financial measures should be considered in addition to, not as a substitute for, measures of the Group's financial performance prepared in accordance with IFRS. In addition, these non-IFRS financial measures may be defined differently from similar terms used by other companies.

The Company's management believes that the non-IFRS financial measures provide investors with useful supplementary information to assess the performance of the Group's core operations by excluding certain non-cash items and certain impact of M&A transactions. In addition, non-IFRS adjustments include relevant non-IFRS adjustments for the Group's major associates based on available published financials of the relevant major associates, or estimates made by the Company's management based on available information, certain expectations, assumptions and premises.

The following tables set forth the reconciliations of the Group's non-IFRS financial measures for the first quarter of 2021 and 2020, the fourth quarter of 2020 to the nearest measures prepared in accordance with IFRS:

Unaudited three months ended 31 March 2021							
	Adjustments						
	As reported	Share-based compensation (a)	Net (gains)/ losses from investee companies (b)	Amortisation of intangible assets (c)	Impairment provisions/ (reversals) (d)	Income tax effects (e)	Non-IFRS
	(RMB in millions, unless specified)						
Operating profit	56,273	3,704	(18,331)	1,062	50	–	42,758
Profit for the period	49,008	5,036	(22,231)	2,699	178	(187)	34,503
Profit attributable to equity holders	47,767	4,855	(21,829)	2,352	178	(205)	33,118
EPS (RMB per share)							
– basic	5.020						3.481
– diluted	4.917						3.415
Operating margin	42%						32%
Net margin	36%						26%
Unaudited three months ended 31 December 2020							
	Adjustments						
	As reported	Share-based compensation (a)	Net (gains)/ losses from investee companies (b)	Amortisation of intangible assets (c)	Impairment provisions/ (reversals) (d)	Income tax effects (e)	Non-IFRS
	(RMB in millions, unless specified)						
Operating profit	63,713	3,744	(34,652)	885	4,394	–	38,084
Profit for the period	59,369	4,896	(36,149)	2,260	4,407	(329)	34,454
Profit attributable to equity holders	59,302	4,735	(36,928)	1,926	4,407	(235)	33,207
EPS (RMB per share)							
– basic	6.240						3.494
– diluted	6.112						3.413
Operating margin	48%						28%
Net margin	44%						26%

Unaudited three months ended 31 March 2020

	Adjustments						
	As reported	Share-based compensation	Net (gains)/ losses from investee companies	Amortisation of intangible assets	Impairment provisions/ (reversals)	Income tax effects	Non-IFRS
		(a)	(b)	(c)	(d)	(e)	
	(RMB in millions, unless specified)						
Operating profit	37,260	3,435	(5,272)	639	(487)	–	35,575
Profit for the period	29,403	4,198	(6,992)	1,572	(18)	(179)	27,984
Profit attributable to equity holders	28,896	3,957	(6,976)	1,338	(18)	(118)	27,079
EPS (RMB per share)							
– basic	3.049						2.858
– diluted	2.999						2.817
Operating margin	34%						33%
Net margin	27%						26%

Note:

- (a) Including put options granted to employees of investee companies on their shares and shares to be issued under investee companies' share-based incentive plans which can be acquired by the Group, and other incentives
- (b) Including net (gains)/losses on deemed disposals/disposals of investee companies, fair value changes arising from investee companies, and other expenses in relation to equity transactions of investee companies
- (c) Amortisation of intangible assets resulting from acquisitions
- (d) Impairment provisions/(reversals) for associates, joint ventures, goodwill and other intangible assets arising from acquisitions
- (e) Income tax effects of non-IFRS adjustments

Liquidity and Financial Resources

Our cash positions as at 31 March 2021 and 31 December 2020 were as follows:

	Unaudited 31 March 2021	Audited 31 December 2020
	(RMB in millions)	
Cash and cash equivalents	148,621	152,798
Term deposits and others	110,197	106,709
	258,818	259,507
Borrowings	(130,295)	(126,387)
Notes payable	(122,942)	(122,057)
Net cash	5,581	11,063
Fair value of our stakes in listed investee companies (excluding subsidiaries)	1,362,324	1,204,931

As at 31 March 2021, the Group had net cash of RMB5.6 billion, compared to net cash of RMB11.1 billion as at 31 December 2020. The sequential decrease was mainly due to net cash outflow for M&A activities, partly offset by free cash flow generation.

For the first quarter of 2021, the Group had free cash flow of RMB33.2 billion. This was a result of net cash flow generated from operating activities of RMB51 billion, offset by payments for capital expenditures of RMB9.1 billion, payments for media content of RMB7.6 billion, and payments for lease liabilities of RMB1.1 billion.

FINANCIAL INFORMATION

CONSOLIDATED INCOME STATEMENT FOR THE THREE MONTHS ENDED 31 MARCH 2021

		Unaudited	
		Three months ended 31 March	
		2021	2020
	Note	RMB'Million	RMB'Million
Revenues			
Value-added Services		72,443	62,429
Online Advertising		21,820	17,713
FinTech and Business Services		39,028	26,475
Others		2,012	1,448
		<u>135,303</u>	<u>108,065</u>
Cost of revenues	4	<u>(72,668)</u>	<u>(55,271)</u>
Gross profit		62,635	52,794
Interest income		1,614	1,636
Other gains, net	3	19,521	4,037
Selling and marketing expenses	4	(8,530)	(7,049)
General and administrative expenses	4	<u>(18,967)</u>	<u>(14,158)</u>
Operating profit		56,273	37,260
Finance costs, net		(1,367)	(1,684)
Share of profit/(loss) of associates and joint ventures, net		<u>1,348</u>	<u>(281)</u>
Profit before income tax		56,254	35,295
Income tax expense	5	<u>(7,246)</u>	<u>(5,892)</u>
Profit for the period		<u>49,008</u>	<u>29,403</u>
Attributable to:			
Equity holders of the Company		47,767	28,896
Non-controlling interests		<u>1,241</u>	<u>507</u>
		<u>49,008</u>	<u>29,403</u>
Earnings per share for profit attributable to equity holders of the Company (in RMB per share)			
– basic	6(a)	<u>5.020</u>	<u>3.049</u>
– diluted	6(b)	<u>4.917</u>	<u>2.999</u>

**CONSOLIDATED STATEMENT OF COMPREHENSIVE INCOME
FOR THE THREE MONTHS ENDED 31 MARCH 2021**

	Unaudited	
	Three months ended 31 March	
	2021	2020
	RMB'Million	RMB'Million
Profit for the period	49,008	29,403
Other comprehensive income, net of tax:		
<i>Items that may be subsequently reclassified to profit or loss</i>		
Share of other comprehensive income/(loss) of associates and joint ventures	288	(30)
Transfer of share of other comprehensive income to profit or loss upon disposal and deemed disposal of associates and joint ventures	(3)	—
Currency translation differences	(5,908)	1,315
Other fair value gains/(losses)	1,163	(1,357)
<i>Items that will not be subsequently reclassified to profit or loss</i>		
Share of other comprehensive income of associates and joint ventures	381	—
Net gains/(losses) from changes in fair value of financial assets at fair value through other comprehensive income	18,483	(7,850)
Currency translation differences	207	—
Other fair value losses	—	(54)
	14,611	(7,976)
Total comprehensive income for the period	63,619	21,427
Attributable to:		
Equity holders of the Company	63,756	21,020
Non-controlling interests	(137)	407
	63,619	21,427

CONSOLIDATED STATEMENT OF FINANCIAL POSITION
AS AT 31 MARCH 2021

		Unaudited	Audited
		31 March	31 December
		2021	2020
	Note	RMB'Million	RMB'Million
ASSETS			
Non-current assets			
Property, plant and equipment		61,833	59,843
Land use rights		16,073	16,091
Right-of-use assets		12,904	12,929
Construction in progress		5,118	4,939
Investment properties		563	583
Intangible assets		156,772	159,437
Investments in associates	8	323,145	297,609
Investments in joint ventures		7,672	7,649
Financial assets at fair value through profit or loss	9	183,926	165,944
Financial assets at fair value through other comprehensive income	10	240,237	213,091
Prepayments, deposits and other assets		26,653	24,630
Other financial assets		510	4
Deferred income tax assets		24,052	21,348
Term deposits		33,219	31,681
		1,092,677	1,015,778
Current assets			
Inventories		816	814
Accounts receivable	11	51,676	44,981
Prepayments, deposits and other assets		49,182	40,321
Other financial assets		645	1,133
Financial assets at fair value through profit or loss	9	9,286	6,593
Term deposits		67,737	68,487
Restricted cash		2,493	2,520
Cash and cash equivalents		148,621	152,798
		330,456	317,647
Total assets		1,423,133	1,333,425

		Unaudited 31 March 2021 RMB'Million	Audited 31 December 2020 RMB'Million
	Note		
EQUITY			
Equity attributable to equity holders of the Company			
Share capital		—	—
Share premium		51,853	48,793
Shares held for share award schemes		(4,747)	(4,412)
Other reserves		124,487	121,139
Retained earnings		590,219	538,464
		<u>761,812</u>	<u>703,984</u>
Non-controlling interests		<u>83,334</u>	<u>74,059</u>
Total equity		<u>845,146</u>	<u>778,043</u>
LIABILITIES			
Non-current liabilities			
Borrowings	14	117,477	112,145
Notes payable	15	122,942	122,057
Long-term payables		10,895	9,910
Other financial liabilities		8,393	9,254
Deferred income tax liabilities		16,523	16,061
Lease liabilities		10,145	10,198
Deferred revenue		6,629	6,678
		<u>293,004</u>	<u>286,303</u>
Current liabilities			
Accounts payable	13	102,625	94,030
Other payables and accruals		43,065	54,308
Borrowings	14	12,818	14,242
Current income tax liabilities		16,369	12,134
Other tax liabilities		2,761	2,149
Other financial liabilities		4,844	5,567
Lease liabilities		3,891	3,822
Deferred revenue		98,610	82,827
		<u>284,983</u>	<u>269,079</u>
Total liabilities		<u>577,987</u>	<u>555,382</u>
Total equity and liabilities		<u>1,423,133</u>	<u>1,333,425</u>

CONSOLIDATED STATEMENT OF CHANGES IN EQUITY FOR THE THREE MONTHS ENDED 31 MARCH 2021

	Unaudited						
	Attributable to equity holders of the Company						Non-controlling interests
	Share capital	Share premium	Shares held for share award schemes	Other reserves	Retained earnings	Total	
	RMB'Million	RMB'Million	RMB'Million	RMB'Million	RMB'Million	RMB'Million	RMB'Million
Balance at 1 January 2021	–	48,793	(4,412)	121,139	538,464	703,984	74,059
Comprehensive income							
Profit for the period	–	–	–	–	47,767	47,767	1,241
Other comprehensive income, net of tax:							
– share of other comprehensive income/(loss) of associates and joint ventures	–	–	–	679	–	679	(10)
– transfer of share of other comprehensive income to profit or loss upon disposal and deemed disposal of associates and joint ventures	–	–	–	(3)	–	(3)	–
– net gains/(losses) from changes in fair value of financial assets at fair value through other comprehensive income	–	–	–	19,199	–	19,199	(716)
– currency translation differences	–	–	–	(4,996)	–	(4,996)	(705)
– other fair value gains, net	–	–	–	1,110	–	1,110	53
Total comprehensive income for the period	–	–	–	15,989	47,767	63,756	(137)
Transfer of gains on disposal of financial instruments to retained earnings	–	–	–	(4,024)	4,024	–	–
Share of other changes in net assets of associates and joint ventures	–	–	–	1,195	–	1,195	1
Transfer of share of other changes in net assets of associates and joint ventures to profit or loss upon disposal and deemed disposal	–	–	–	(1)	–	(1)	5
Transactions with equity holders							
Capital injection	–	–	–	–	–	–	130
Employee share option schemes:							
– value of employee services	–	396	–	13	–	409	14
– proceeds from shares issued	–	202	–	–	–	202	–
Employee share award schemes:							
– value of employee services	–	2,865	–	175	–	3,040	127
– shares withheld for share award schemes	–	–	(738)	–	–	(738)	–
– vesting of awarded shares	–	(403)	403	–	–	–	–
Tax benefit from share-based payments	–	–	–	104	–	104	–
Profit appropriations to statutory reserves	–	–	–	36	(36)	–	–
Dividends	–	–	–	–	–	–	(88)
Distributions from a non wholly-owned subsidiary	–	–	–	–	–	–	(1,401)
Non-controlling interests arising from business combinations	–	–	–	–	–	–	256
Acquisition of additional equity interests in non wholly-owned subsidiaries	–	–	–	(181)	–	(181)	(226)
Dilution of interests in subsidiaries	–	–	–	156	–	156	359
Changes in put option liability in respect of non-controlling interests	–	–	–	174	–	174	52
Recognition of financial liabilities in respect of the put option from business combination	–	–	–	(105)	–	(105)	–
Transfer of equity interests of subsidiaries to non-controlling interests	–	–	–	(10,183)	–	(10,183)	10,183
Total transactions with equity holders at their capacity as equity holders for the period	–	3,060	(335)	(9,811)	(36)	(7,122)	9,406
Balance at 31 March 2021	–	51,853	(4,747)	124,487	590,219	761,812	83,334

	Unaudited							
	Attributable to equity holders of the Company							
	Share capital	Share premium	Shares held for share award schemes	Other reserves	Retained earnings	Total	Non-controlling interests	Total equity
	RMB'Million	RMB'Million	RMB'Million	RMB'Million	RMB'Million	RMB'Million	RMB'Million	RMB'Million
Balance at 1 January 2020	–	35,271	(4,002)	16,786	384,651	432,706	56,118	488,824
Comprehensive income								
Profit for the period	–	–	–	–	28,896	28,896	507	29,403
Other comprehensive income, net of tax:								
– share of other comprehensive loss of associates and joint ventures	–	–	–	(31)	–	(31)	1	(30)
– net losses from changes in fair value of financial assets at fair value through other comprehensive income	–	–	–	(7,423)	–	(7,423)	(427)	(7,850)
– currency translation differences	–	–	–	965	–	965	350	1,315
– other fair value losses, net	–	–	–	(1,387)	–	(1,387)	(24)	(1,411)
Total comprehensive income for the period	–	–	–	(7,876)	28,896	21,020	407	21,427
Transfer of gains on disposal and deemed disposal of financial assets at fair value through other comprehensive income to retained earnings	–	–	–	(268)	268	–	–	–
Share of other changes in net assets of associates and joint ventures	–	–	–	749	–	749	(5)	744
Transfer of share of other changes in net assets of associates to profit or loss upon deemed disposal of associates	–	–	–	(3)	–	(3)	–	(3)
Transactions with equity holders								
Employee share option schemes:								
– value of employee services	–	494	–	17	–	511	18	529
– proceeds from shares issued	–	127	–	–	–	127	–	127
Employee share award schemes:								
– value of employee services	–	2,293	–	84	–	2,377	69	2,446
– shares withheld for share award schemes	–	–	(64)	–	–	(64)	–	(64)
– vesting of awarded shares	–	(75)	75	–	–	–	–	–
Tax benefit from share-based payments	–	–	–	30	–	30	–	30
Profit appropriations to statutory reserves	–	–	–	(66)	66	–	–	–
Dividends	–	–	–	–	–	–	(296)	(296)
Acquisition of additional equity interests in non wholly-owned subsidiaries	–	–	–	(32)	–	(32)	(118)	(150)
Dilution of interests in subsidiaries	–	–	–	(76)	–	(76)	62	(14)
Transfer of equity interests of subsidiaries to non-controlling interests	–	577	118	(216)	–	479	(536)	(57)
Total transactions with equity holders at their capacity as equity holders for the period	–	3,416	129	(259)	66	3,352	(801)	2,551
Balance at 31 March 2020	–	38,687	(3,873)	9,129	413,881	457,824	55,719	513,543

**CONDENSED CONSOLIDATED STATEMENT OF CASH FLOWS
FOR THE THREE MONTHS ENDED 31 MARCH 2021**

	Unaudited	
	Three months ended 31 March	
	2021	2020
	RMB'Million	RMB'Million
Net cash flows generated from operating activities	51,004	54,661
Net cash flows used in investing activities	(55,036)	(52,253)
Net cash flows used in financing activities	(487)	(761)
Net (decrease)/increase in cash and cash equivalents	(4,519)	1,647
Cash and cash equivalents at beginning of the period	152,798	132,991
Exchange gains on cash and cash equivalents	342	632
Cash and cash equivalents at end of the period	148,621	135,270

Note:

1 General information, basis of preparation and presentation

The Company was incorporated in the Cayman Islands with limited liability. The shares of the Company have been listed on the Main Board of the Stock Exchange since 16 June 2004.

The Company is an investment holding company. The Group is principally engaged in the provision of VAS, Online Advertising services and FinTech and Business Services.

The condensed consolidated interim financial information comprises the consolidated statement of financial position as at 31 March 2021, the consolidated income statement and the consolidated statement of comprehensive income, the consolidated statement of changes in equity and the consolidated statement of cash flows for the three months then ended, and a summary of significant accounting policies and other explanatory notes (the “Interim Financial Information”). The Interim Financial Information is presented in RMB, unless otherwise stated.

The Interim Financial Information has not been audited but has been reviewed by the external auditor of the Company.

The Interim Financial Information has been prepared in accordance with IAS 34 “Interim Financial Reporting” issued by the International Accounting Standards Board and should be read in conjunction with the annual consolidated financial statements of the Group for the year ended 31 December 2020, which have been prepared in accordance with IFRS, as set out in the 2020 annual report of the Company dated 24 March 2021 (the “2020 Financial Statements”).

Except as described below, the accounting policies and method of computation used in the preparation of the Interim Financial Information are generally consistent with those used in the 2020 Financial Statements in all material aspects, which have been prepared in accordance with IFRS under the historical cost convention, as modified by the revaluation of FVPL, FVOCI, certain other financial assets and liabilities, which are carried at fair values.

Taxes on income for the interim period are accrued using the estimated tax rates that would be applicable to expected total annual assessable profit.

The following amendments to standards have been adopted by the Group for the financial year beginning on 1 January 2021:

Amendments to IFRS 9, IAS 39, IFRS 7, IFRS 4 and IFRS 16	Interest rate benchmark (IBOR) reform – phase 2
---	---

The adoption of these amended standards does not have significant impact on the consolidated financial statements of the Group.

2 Segment information

The Group has the following reportable segments for the three months ended 31 March 2021 and 2020:

- VAS;
- Online Advertising;
- FinTech and Business Services; and
- Others.

The “Others” business segment consists of the financials of investment in, production of and distribution of, films and television programmes for third parties, copyrights licensing, merchandise sales and various other activities.

There were no material inter-segment sales during the three months ended 31 March 2021 and 2020. The revenues from external customers reported to the chief operating decision-makers are measured in a manner consistent with that applied in the consolidated income statement.

The segment information provided to the chief operating decision-makers for the reportable segments for the three months ended 31 March 2021 and 2020 is as follows:

	Unaudited Three months ended 31 March 2021				
	VAS	Online	FinTech and	Business	
	RMB'Million	Advertising	Services	Others	Total
		RMB'Million	RMB'Million	RMB'Million	RMB'Million
Segment revenues	<u>72,443</u>	<u>21,820</u>	<u>39,028</u>	<u>2,012</u>	<u>135,303</u>
Gross profit	<u>39,910</u>	<u>9,834</u>	<u>12,598</u>	<u>293</u>	<u>62,635</u>
Cost of revenues					
Depreciation	1,414	1,225	2,634	23	5,296
Amortisation	<u>4,685</u>	<u>1,892</u>	<u>13</u>	<u>607</u>	<u>7,197</u>

Unaudited					
Three months ended 31 March 2020					
		FinTech and			
	VAS	Online	Business		
	Advertising	Services	Others	Total	
	RMB'Million	RMB'Million	RMB'Million	RMB'Million	
Segment revenues	<u>62,429</u>	<u>17,713</u>	<u>26,475</u>	<u>1,448</u>	<u>108,065</u>
Gross profit/(loss)	<u>36,852</u>	<u>8,710</u>	<u>7,382</u>	<u>(150)</u>	<u>52,794</u>
Cost of revenues					
Depreciation	1,055	748	2,015	26	3,844
Amortisation	3,478	1,450	—	486	5,414

3 Other gains, net

	Unaudited	
	Three months ended 31 March	
	2021	2020
	RMB'Million	RMB'Million
Net gains on disposals and deemed disposals of investee companies (a)	3,484	3,647
Net fair value gains on FVPL ((b) and Note 9)	14,740	1,317
Impairment (provision)/reversal for investee companies, goodwill and other intangible assets arising from acquisitions	(50)	487
Subsidies and tax rebates	2,530	2,115
Net fair value gains on other financial instruments	109	308
Donations	(1,600)	(2,600)
Dividends income	150	408
Others	158	(1,645)
	<hr/>	<hr/>
	19,521	4,037

Note:

- (a) The disposal and deemed disposal gains of approximately RMB3,484 million recognised during the three months ended 31 March 2021 mainly comprised the following:
- net gains of approximately RMB1,904 million (three months ended 31 March 2020: Nil) on dilution of the Group's equity interests in certain associates due to new equity interests being issued by these associates (Note 8). These investee companies are principally engaged in online video-sharing platform, eCommerce and Internet-related business; and

- aggregate net gains of approximately RMB1,580 million (three months ended 31 March 2020: RMB3,647 million) on disposals, partial disposals or deemed disposals of various investments of the Group.
- (b) During the three months ended 31 March 2021, the net fair value gains on FVPL comprised net gains of RMB14,738 million as a result of increases in valuations of certain FVPL, and RMB2 million associated with treasury investments.

4 Expenses by nature

	Unaudited	
	Three months ended 31 March	
	2021	2020
	RMB'Million	RMB'Million
Transaction costs (a)	31,653	21,733
Employee benefits expenses (b)	20,401	15,143
Content costs (excluding amortisation of intangible assets)	14,819	12,262
Amortisation of intangible assets (c)	7,843	5,878
Promotion and advertising expenses	6,481	5,549
Depreciation of property, plant and equipment, investment properties and right-of-use assets	6,358	4,763
Bandwidth and server custody fees (excluding depreciation of right-of-use assets)	6,215	5,121

Note:

- (a) Transaction costs primarily consist of bank handling fees, channel and distribution costs.
- (b) During the three months ended 31 March 2021, the Group had incurred expenses for the purpose of R&D of approximately RMB11,301 million (three months ended 31 March 2020: approximately RMB8,005 million), which mainly comprised employee benefits expenses of approximately RMB9,442 million (three months ended 31 March 2020: approximately RMB6,800 million).

During the three months ended 31 March 2021, employee benefits expenses included the share-based compensation expenses of approximately RMB3,704 million (three months ended 31 March 2020: approximately RMB3,435 million).

No significant development expenses had been capitalised for the three months ended 31 March 2021 and 2020.

- (c) Amortisation charges of intangible assets is mainly in respect of media content including video and music content, game licenses, and other content. During the three months ended 31 March 2021, amortisation of media content was approximately RMB7,155 million (three months ended 31 March 2020: approximately RMB5,408 million).

During the three months ended 31 March 2021, amortisation of intangible assets included the amortisation of intangible assets resulting from business combinations of approximately RMB1,062 million (three months ended 31 March 2020: approximately RMB639 million).

5 Income tax expense

Income tax expense is recognised based on management's best knowledge of the income tax rates expected for the financial year.

(a) Cayman Islands and British Virgin Islands corporate income tax

The Group was not subject to any taxation in the Cayman Islands and the British Virgin Islands for the three months ended 31 March 2021 and 2020.

(b) Hong Kong profits tax

Hong Kong profits tax has been provided for at the rate of 16.5% on the estimated assessable profits for the three months ended 31 March 2021 and 2020.

(c) PRC CIT

PRC CIT has been provided for at applicable tax rates under the relevant regulations of the PRC after considering the available preferential tax benefits from refunds and allowances, and on the estimated assessable profit of entities within the Group established in the Mainland of China for the three months ended 31 March 2021 and 2020. The general PRC CIT rate is 25% for the three months ended 31 March 2021 and 2020.

Certain subsidiaries of the Group in the Mainland of China were approved as High and New Technology Enterprise, and accordingly, they were subject to a preferential corporate income tax rate of 15% for the three months ended 31 March 2021 and 2020. Moreover, according to announcement and circular issued by relevant government authorities, certain subsidiaries which were qualified as national key software enterprises were subject to a preferential corporate income tax rate of 10%.

In addition, certain subsidiaries of the Company are entitled to other tax concessions, mainly including the preferential policy of "2-year exemption and 3-year half rate concession" and the preferential tax rate of 15% applicable to some subsidiaries located in certain areas of the Mainland of China upon fulfillment of certain requirements of the respective local governments.

(d) Corporate income tax in other jurisdictions

Income tax on profit arising from other jurisdictions, including the United States, Europe, East Asia and South America, had been calculated on the estimated assessable profit for the three months ended 31 March 2021 and 2020 at the respective rates prevailing in the relevant jurisdictions, ranging from 12.5% to 35%.

(e) Withholding tax

According to applicable tax regulations prevailing in the PRC, dividends distributed by a company established in the Mainland of China to a foreign investor with respect to profit derived after 1 January 2008 are generally subject to a 10% withholding tax. If a foreign investor is incorporated in Hong Kong, under the double taxation arrangement between the Mainland of China and Hong Kong, the relevant withholding tax rate applicable to such foreign investor will be reduced from 10% to 5% subject to the fulfilment of certain conditions.

Dividends distributed from certain jurisdictions that the Group's entities operate in are also subject to withholding tax at respective applicable tax rates.

The income tax expense of the Group for the three months ended 31 March 2021 and 2020 are analysed as follows:

	Unaudited	
	Three months ended 31 March	
	2021	2020
	RMB'Million	RMB'Million
Current income tax	8,379	7,330
Deferred income tax	(1,133)	(1,438)
	<u>7,246</u>	<u>5,892</u>

6 Earnings per share

(a) Basic

Basic EPS is calculated by dividing the profit attributable to equity holders of the Company by the weighted average number of ordinary shares in issue during the period.

	Unaudited	
	Three months ended 31 March	
	2021	2020
Profit attributable to equity holders of the Company (RMB'Million)	<u>47,767</u>	<u>28,896</u>
Weighted average number of ordinary shares in issue (million shares)	<u>9,514</u>	<u>9,476</u>
Basic EPS (RMB per share)	<u>5.020</u>	<u>3.049</u>

(b) Diluted

The share options and awarded shares granted by the Company have potential dilutive effect on the EPS. Diluted EPS is calculated by adjusting the weighted average number of ordinary shares outstanding by the assumption of the conversion of all potential dilutive ordinary shares arising from share options and awarded shares granted by the Company (collectively forming the denominator for computing the diluted EPS).

In addition, the profit attributable to equity holders (numerator) has been adjusted by the effect of the share options and restricted shares granted by the Company's non wholly-owned subsidiaries and associates, excluding those which have anti-dilutive effect to the Group's diluted EPS.

	Unaudited	
	Three months ended 31 March	
	2021	2020
Profit attributable to equity holders of the Company (RMB'Million)	47,767	28,896
Dilution effect arising from share-based awards issued by non wholly-owned subsidiaries and associates (RMB'Million)	(137)	(90)
Profit attributable to equity holders of the Company for the calculation of diluted EPS (RMB'Million)	47,630	28,806
Weighted average number of ordinary shares in issue (million shares)	9,514	9,476
Adjustments for share options and awarded shares (million shares)	173	128
Weighted average number of ordinary shares for the calculation of diluted EPS (million shares)	9,687	9,604
Diluted EPS (RMB per share)	4.917	2.999

7 Dividends

A final dividend in respect of the year ended 31 December 2020 of HKD1.60 per share (2019: HKD1.20 per share) was proposed pursuant to a resolution passed by the Board on 24 March 2021 and subject to the approval of the shareholders at the 2021 AGM. This proposed dividend is not reflected as dividend payable in the Interim Financial Information.

The Board did not declare any interim dividend for the three months ended 31 March 2021 and 2020.

8 Investments in associates

	Unaudited 31 March 2021 RMB'Million	Audited 31 December 2020 RMB'Million
Investments in associates		
– Listed entities (Note)	205,350	171,048
– Unlisted entities	117,795	126,561
	<u>323,145</u>	<u>297,609</u>

Note:

As at 31 March 2021, the fair value of the investments in associates which were listed entities was RMB1,111,647 million (31 December 2020: RMB981,902 million).

Movement of investments in associates is analysed as follows:

	Unaudited Three months ended 31 March 2021 RMB'Million	2020 RMB'Million
At beginning of period	297,609	213,614
Additions (a)	17,207	12,125
Transfers (b)	5,536	(2,710)
Dilution gains on deemed disposal (Note 3(a))	1,904	–
Share of profit of associates	1,348	22
Share of other comprehensive income/(loss) of associates	668	(25)
Share of other changes in net assets of associates	1,196	736
Dividends	(15)	(4)
Disposals	(1,812)	(1,320)
Impairment reversal, net	–	1,345
Currency translation differences	(496)	722
At end of period	<u>323,145</u>	<u>224,505</u>

Note:

- (a) During the three months ended 31 March 2021, the Group's additions to investments in associates mainly comprised the following:
- (i) a consortium (the "UMG Consortium") formed together with TME and certain global financial investors to acquire additional 10% equity interests in Universal Music Group ("UMG") from its parent company, Vivendi S.A.. The Group's additional investment in the UMG Consortium amounted to approximately EUR975 million (equivalent to approximately RMB7,792 million), and the investment remained as an associate; and
 - (ii) new associates and additional investments in existing associates with an aggregate amount of approximately RMB9,415 million during the three months ended 31 March 2021. These associates are principally engaged in games, online medical platform and other Internet-related business.
- (b) During the three months ended 31 March 2021, transfers mainly comprised investments in associates of approximately RMB6,140 million transferred from FVPL mainly due to conversion of the redeemable instruments into ordinary shares upon their IPOs or obtaining board representatives.

9 Financial assets at fair value through profit or loss

FVPL include the following:

	Unaudited 31 March 2021 RMB'Million	Audited 31 December 2020 RMB'Million
Included in non-current assets:		
Investments in listed entities	23,912	23,554
Investments in unlisted entities	150,922	133,506
Treasury investments and others	9,092	8,884
	<u>183,926</u>	<u>165,944</u>
Included in current assets:		
Investments in listed entities	—	10
Treasury investments and others	9,286	6,583
	<u>9,286</u>	<u>6,593</u>
	<u><u>193,212</u></u>	<u><u>172,537</u></u>

Movement of FVPL is analysed as follows:

	Unaudited	
	Three months ended 31 March	
	2021	2020
	RMB'Million	RMB'Million
At beginning of period	172,537	135,936
Additions and transfers ((a) and Note 8(b))	12,271	19,360
Changes in fair value (Note 3)	14,740	1,317
Disposals and others	(6,766)	(2,671)
Currency translation differences	430	2,558
	<hr/>	<hr/>
At end of period	193,212	156,500
	<hr/>	<hr/>

Note:

- (a) During the three months ended 31 March 2021, the Group's additions and transfers mainly comprised new investments and additional investments with an aggregate amount of approximately RMB19,022 million in listed and unlisted entities. These companies are principally engaged in express delivery, eCommerce, Internet platform, technology and other Internet-related businesses.

10 Financial assets at fair value through other comprehensive income

FVOCI include the following:

	Unaudited	Audited
	31 March	31 December
	2021	2020
	RMB'Million	RMB'Million
Equity investments in listed entities	226,765	199,465
Equity investments in unlisted entities	13,472	13,626
	<hr/>	<hr/>
	240,237	213,091
	<hr/>	<hr/>

Movement of FVOCI is analysed as follows:

	Unaudited	
	Three months ended 31 March	
	2021	2020
	RMB'Million	RMB'Million
At beginning of period	213,091	81,721
Additions and transfers (a)	12,966	6,215
Changes in fair value	18,169	(7,511)
Disposals	(5,914)	(1,539)
Currency translation differences	1,925	1,290
	<hr/>	<hr/>
At end of period	240,237	80,176
	<hr/>	<hr/>

Note:

- (a) During the three months ended 31 March 2021, the Group's additions and transfers mainly comprised the following:
- (i) an additional investment in an eCommerce entity of approximately JPY72,406 million (equivalent to approximately RMB4,294 million); and
 - (ii) new investments and additional investments with an aggregate amount of approximately RMB7,464 million in listed and unlisted entities. These companies are principally engaged in Internet platform, technology and other Internet-related businesses.

11 Accounts receivable

Accounts receivable and their ageing analysis, based on recognition date, are as follows:

	Unaudited	Audited
	31 March	31 December
	2021	2020
	RMB'Million	RMB'Million
0 ~ 30 days	17,278	19,708
31 ~ 60 days	15,466	10,867
61 ~ 90 days	8,037	4,506
Over 90 days	10,895	9,900
	<hr/>	<hr/>
	51,676	44,981
	<hr/>	<hr/>

Receivable balances as at 31 March 2021 and 31 December 2020 mainly represented amounts due from online advertising customers and agencies, FinTech and cloud customers, content production related customers, and third party platform providers.

Some online advertising customers and agencies are usually granted with a credit period within 90 days immediately following the month-end in which the relevant obligations under the relevant contracted advertising orders are delivered. Third party platform providers usually settle the amounts due by them within 60 days. Other customers, mainly including content production related customers and FinTech and cloud customers, are usually granted with a credit period within 90 days.

12 Share-based payments

(a) Share option schemes

The Company has adopted five share option schemes, namely, the Pre-IPO Option Scheme, the Post-IPO Option Scheme I, the Post-IPO Option Scheme II, the Post-IPO Option Scheme III and the Post-IPO Option Scheme IV.

The Pre-IPO Option Scheme, the Post-IPO Option Scheme I, the Post-IPO Option Scheme II and the Post-IPO Option Scheme III expired on 31 December 2011, 23 March 2014, 16 May 2017 and 13 May 2019, respectively. Upon the expiry of these schemes, no further options would be granted under these schemes, but the options granted prior to such expiry continued to be valid and exercisable in accordance with provisions of the schemes. As at 31 March 2021, there were no outstanding options exercisable of the Pre-IPO Option Scheme, the Post-IPO Option Scheme I and the Post-IPO Option Scheme III.

In respect of the Post-IPO Option Scheme IV which continues to be in force, the Board may, at its discretion, grant options to any qualifying participants to subscribe for shares in the Company, subject to the terms and conditions stipulated therein. The exercise price must be in compliance with the requirement under the Listing Rules. In addition, the option vesting period is determined by the Board provided that it is not later than the last day of a 7-year period for the Post-IPO Option Scheme IV after the date of grant of option.

The Company allows certain of the grantees under the Post-IPO Option Scheme II and the Post-IPO Option Scheme IV to surrender their rights to receive a portion of the underlying shares (with equivalent fair value) to set off against the exercise price and/or individual income tax payable when they exercise their options.

Movements in the number of share options outstanding and their related weighted average exercise prices are as follows:

	Post-IPO Option Scheme II		Post-IPO Option Scheme IV		Total
	Average exercise price	No. of options	Average exercise price	No. of options	No. of options
At 1 January 2021	HKD205.36	37,435,134	HKD380.50	67,806,750	105,241,884
Granted	–	–	HKD618.00	8,428,843	8,428,843
Exercised	HKD145.22	(280,534)	HKD327.58	(612,672)	(893,206)
Lapsed/forfeited	–	–	HKD369.80	(109,452)	(109,452)
At 31 March 2021	HKD205.82	<u>37,154,600</u>	HKD407.45	<u>75,513,469</u>	<u>112,668,069</u>
Exercisable as at 31 March 2021	HKD205.78	<u>37,032,787</u>	HKD376.47	<u>21,393,771</u>	<u>58,426,558</u>

	Post-IPO Option Scheme II		Post-IPO Option Scheme IV		Total
	Average exercise price	No. of options	Average exercise price	No. of options	No. of options
At 1 January 2020	HKD185.86	50,358,800	HKD375.36	61,738,193	112,096,993
Granted	–	–	HKD360.01	7,514,304	7,514,304
Exercised	HKD197.35	(230,019)	HKD294.12	(331,936)	(561,955)
Lapsed/forfeited	–	–	HKD344.14	(169,442)	(169,442)
At 31 March 2020	HKD185.81	<u>50,128,781</u>	HKD374.15	<u>68,751,119</u>	<u>118,879,900</u>
Exercisable as at 31 March 2020	HKD179.67	<u>43,000,228</u>	HKD366.22	<u>10,717,055</u>	<u>53,717,283</u>

During the three months ended 31 March 2021, 3,374,630 options (three months ended 31 March 2020: 4,399,815 options) were granted to an executive director of the Company.

(b) Share award schemes

The Company has adopted the Share Award Schemes as of 31 March 2021, which are administered by an independent trustee appointed by the Group. The vesting period of the awarded shares is determined by the Board.

Movements in the number of awarded shares for the three months ended 31 March 2021 and 2020 are as follows:

	Number of awarded shares	
	Three months ended 31 March 2021	2020
At beginning of period	82,594,936	76,615,755
Granted	29,779,127	10,658,234
Lapsed/forfeited	(1,018,874)	(826,918)
Vested and transferred	(6,486,775)	(3,689,645)
At end of period	<u>104,868,414</u>	<u>82,757,426</u>
Vested but not transferred as at the end of period	<u>20,639</u>	<u>77,227</u>

During the three months ended 31 March 2021, 40,500 awarded shares were granted to four independent non-executive directors of the Company (three months ended 31 March 2020: 59,500 awarded shares had been granted to five independent non-executive directors of the Company).

13 Accounts payable

Accounts payable and their ageing analysis, based on invoice date, are as follows:

	Unaudited 31 March 2021 RMB'Million	Audited 31 December 2020 RMB'Million
0 ~ 30 days	95,581	82,916
31 ~ 60 days	2,880	2,196
61 ~ 90 days	244	665
Over 90 days	3,920	8,253
	<u>102,625</u>	<u>94,030</u>

14 Borrowings

	Unaudited 31 March 2021 RMB'Million	Audited 31 December 2020 RMB'Million
Included in non-current liabilities:		
Non-current portion of long-term USD bank borrowings, unsecured (a)	117,167	110,629
Non-current portion of long-term EUR bank borrowings, unsecured (a)	—	1,204
Non-current portion of long-term EUR bank borrowings, secured (a)	10	12
Non-current portion of long-term RMB bank borrowings, unsecured (a)	300	300
	<u>117,477</u>	<u>112,145</u>

	Unaudited 31 March 2021 RMB'Million	Audited 31 December 2020 RMB'Million
Included in current liabilities:		
USD bank borrowings, unsecured (b)	9,200	9,135
HKD bank borrowings, secured (b)	—	144
RMB bank borrowings, unsecured (b)	848	4,079
RMB bank borrowings, secured (b)	—	100
KRW bank borrowings, unsecured (b)	3	—
Current portion of long-term USD bank borrowings, unsecured (a)	1,610	783
Current portion of long-term EUR bank borrowings, secured (a)	2	1
Current portion of long-term EUR bank borrowings, unsecured (a)	1,155	—
	<u>12,818</u>	<u>14,242</u>
	<u>130,295</u>	<u>126,387</u>

Note:

- (a) The aggregate principal amounts of long-term bank borrowings and applicable interest rates are as follows:

	Unaudited 31 March 2021		Audited 31 December 2020	
	Amount (Million)	Interest rate (per annum)	Amount (Million)	Interest rate (per annum)
USD bank borrowings	USD18,075	LIBOR + 0.70% ~ 1.27%	USD17,075	LIBOR + 0.70% ~ 1.27%
EUR bank borrowings	EUR151	0.52%~1.00%	EUR151	0.52%~1.00%
RMB bank borrowings	RMB300	5.70%	RMB300	5.70%

- (b) The aggregate principal amounts of short-term bank borrowings and applicable interest rates are as follows:

	Unaudited 31 March 2021		Audited 31 December 2020	
	Amount (Million)	Interest rate (per annum)	Amount (Million)	Interest rate (per annum)
USD bank borrowings	USD1,400	LIBOR + 0.45% ~ 0.50%	USD1,400	LIBOR + 0.45% ~ 0.50%
HKD bank borrowings	–	–	HKD171	HIBOR+ 0.90% ~ 3.90%
RMB bank borrowings	RMB848	3.85% ~ 5.00%	RMB4,179	3.55% ~ 5.22%
KRW bank borrowings	KRW600	2.68%	–	–

15 Notes payable

	Unaudited 31 March 2021 RMB'Million	Audited 31 December 2020 RMB'Million
Included in non-current liabilities:		
Non-current portion of long-term USD notes payable	122,942	122,057

Note:

The aggregate principal amounts of USD notes payable were USD18,800 million (31 December 2020: USD18,800 million). Applicable interest rates were at 1.375% ~ 4.70% and 3-month USD LIBOR + 0.605% ~ 0.910% (31 December 2020: rates were at 1.375% ~ 4.70% and 3-month USD LIBOR + 0.605% ~ 0.910%) per annum.

All of these notes payable issued by the Group were unsecured.

16 Subsequent events

Update of Global Medium Term Note Programme (the “Programme”) and completion of USD4.15 billion issue of notes under the Programme

In April 2021, the Company updated the Programme and issued four tranches of senior notes under the Programme with an aggregate principal amount of USD4.15 billion from 10 years to 40 years, with interest rate ranging from 2.88% to 3.94%.

OTHER INFORMATION

Purchase, Sale or Redemption of the Company's Listed Securities

Neither the Company nor any of its subsidiaries has purchased, sold or redeemed any of the Company's shares during the three months ended 31 March 2021.

Employee and Remuneration Policies

As at 31 March 2021, the Group had 89,228 employees (31 March 2020: 64,238). The number of employees employed by the Group varies from time to time depending on needs and employees are remunerated based on industry practice.

The remuneration policy and package of the Group's employees are periodically reviewed. Apart from pension funds and in-house training programmes, discretionary bonuses, share awards and share options may be awarded to employees according to the assessment of individual performance.

The total remuneration cost incurred by the Group for the three months ended 31 March 2021 was RMB20,401 million (for the three months ended 31 March 2020: RMB15,143 million).

Audit Committee

The Audit Committee, together with the Auditor, has reviewed the Group's unaudited Interim Financial Information for the three months ended 31 March 2021. The Audit Committee has also reviewed the accounting principles and practices adopted by the Group and discussed auditing, risk management, internal control and financial reporting matters.

Compliance with the Corporate Governance Code

Save as disclosed in the corporate governance report in the 2020 annual report of the Company, none of the directors of the Company is aware of any information which would reasonably indicate that the Company has not complied with the code provisions as set out in the CG Code during the period from 1 January 2021 to 31 March 2021.

As to the deviation from code provisions A.2.1 and A.4.2 of the CG Code, the Board will continue to review the current structure from time to time and shall make necessary changes when appropriate and inform the shareholders accordingly.

APPRECIATION

On behalf of the Board, I would like to express our wholehearted appreciation to our staff and management team for their remarkable contributions to the Company and their untiring dedication to accomplish our mission of “Value for Users, Tech for Good”. I would also like to extend our gratitude to all our shareholders and stakeholders for their unwavering support and trust during this challenging period. We will strive to build a sustainable ecosystem in the Consumer Internet and Industrial Internet sectors and create value for our users with our products and services.

By Order of the Board
Ma Huateng
Chairman

Hong Kong, 20 May 2021

As at the date of this announcement, the directors of the Company are:

Executive Directors:

Ma Huateng and Lau Chi Ping Martin;

Non-Executive Directors:

Jacobus Petrus (Koos) Bekker and Charles St Leger Searle; and

Independent Non-Executive Directors:

Li Dong Sheng, Iain Ferguson Bruce, Ian Charles Stone, Yang Siu Shun and Ke Yang.

This announcement contains forward-looking statements relating to the business outlook, estimates of financial performance, forecast business plans and growth strategies of the Group. These forward-looking statements are based on information currently available to the Group and are stated herein on the basis of the outlook at the time of this announcement. They are based on certain expectations, assumptions and premises, some of which are subjective or beyond our control. These forward-looking statements may prove to be incorrect and may not be realised in the future. Underlying these forward-looking statements are a lot of risks and uncertainties. In light of the risks and uncertainties, the inclusion of forward-looking statements in this announcement should not be regarded as representations by the Board or the Company that the plans and objectives will be achieved, and investors should not place undue reliance on such statements.

DEFINITION

In this announcement, unless the context otherwise requires, the following expressions shall have the following meanings:

Term	Definition
“2021 AGM”	the annual general meeting of the Company to be held on 20 May 2021 or any adjournment thereof
“Audit Committee”	the audit committee of the Company
“Auditor”	PricewaterhouseCoopers, the auditor of the Company
“Bitauto”	Bitauto Holdings Limited, a company incorporated in the Cayman Islands with limited liability, which became a non wholly-owned subsidiary of the Company following completion of its privatisation in November 2020
“Board”	the board of directors of the Company
“CG Code”	the corporate governance code as set out in Appendix 14 to the Listing Rules
“Company”	Tencent Holdings Limited, a limited liability company organised and existing under the laws of the Cayman Islands and the shares of which are listed on the Stock Exchange
“CRM”	Customer Relationship Management
“DAU”	daily active user accounts
“EBITDA”	earnings before interest, tax, depreciation and amortisation
“EMEA”	Europe, the Middle East and Africa
“EPS”	earnings per share
“EUR”	the lawful currency of the European Union
“FinTech”	financial technology
“FVOCI”	financial assets at fair value through other comprehensive income

“FVPL”	financial assets at fair value through profit or loss
“Group”	the Company and its subsidiaries
“HIBOR”	Hong Kong InterBank Offered Rate
“HKD”	the lawful currency of Hong Kong
“Hong Kong”	the Hong Kong Special Administrative Region, the PRC
“IAS”	International Accounting Standards
“IFRS”	International Financial Reporting Standards
“IP”	intellectual property
“IPO”	initial public offering
“K-12”	Kindergarten through twelfth grade
“KRW”	the lawful currency of Republic of Korea
“LIBOR”	London InterBank Offered Rate
“Listing Rules”	the Rules Governing the Listing of Securities on the Stock Exchange
“M&A”	mergers and acquisitions
“MAU”	monthly active user accounts
“MOBA”	Multiplayer Online Battle Arena
“PaaS”	Platform-as-a-Service
“PC”	personal computer
“Post-IPO Option Scheme I”	the Post-IPO Share Option Scheme adopted by the Company on 24 March 2004
“Post-IPO Option Scheme II”	the Post-IPO Share Option Scheme adopted by the Company on 16 May 2007

“Post-IPO Option Scheme III”	the Post-IPO Share Option Scheme adopted by the Company on 13 May 2009
“Post-IPO Option Scheme IV”	the Post-IPO Share Option Scheme adopted by the Company on 17 May 2017
“PRC” or “China”	the People’s Republic of China
“PRC CIT”	PRC corporate income tax as defined in the “Corporate Income Tax Law of the People’s Republic of China”
“Pre-IPO Option Scheme”	the Pre-IPO Share Option Scheme adopted by the Company on 27 July 2001
“PUBG”	PlayerUnknown’s Battlegrounds
“R&D”	research and development
“RMB”	the lawful currency of the PRC
“ROI”	return on investments
“SaaS”	Software-as-a-Service
“Share Award Schemes”	the share award scheme adopted by the Company on 13 December 2007, the share award scheme adopted by the Company on 13 November 2013, and the share award scheme adopted by the Company on 25 November 2019, as amended from time to time
“Stock Exchange”	The Stock Exchange of Hong Kong Limited
“TME”	Tencent Music Entertainment Group, a non wholly-owned subsidiary of the Company which is incorporated in the Cayman Islands with limited liability and the shares of which are listed on the New York Stock Exchange
“United States”	the United States of America
“USD”	the lawful currency of the United States
“VAS”	value-added services

APPENDIX II

REPRODUCTION OF THE PRESS RELEASE DATED 3 AUGUST 2021 CONTAINING THE GUARANTOR'S CONSOLIDATED FINANCIAL RESULTS FOR THE SECOND QUARTER ENDED 30 JUNE 2021

The information set out below is a reproduction of the press release dated 3 August 2021 containing the Guarantor's consolidated financial results for the second quarter ended 30 June 2021.

RESULTS AT JUNE 30TH 2021

Press release

Paris, August 3rd 2021

EXCELLENT PERFORMANCE IN ALL THE BUSINESSES IN Q2 21 AND H1 21

In Q2 21, revenues up +18.2% vs. Q2 20 (+20.5%*), with a strong quarter in Global Banking & Investor Solutions, substantial growth in Financial Services and a rebound in Retail Banking

Strong positive jaws effect in all the businesses

Underlying gross operating income of EUR 2 billion⁽¹⁾, up 55%⁽¹⁾ vs. Q2 20

Low cost of risk at 11 basis points in Q2 21; continued prudent approach in terms of provisioning

Underlying Group net income of EUR 1.35 billion⁽¹⁾, reported Group net income (including IFRIC 21 charges and exceptional items) of EUR 1.44 billion in Q2 21

Profitability (ROTE) at 10.4%⁽¹⁾ and 11.2% in Q2 21

In H1 21, underlying gross operating income of EUR 4.2 billion⁽¹⁾, up +83.4%⁽¹⁾ vs. H1 20

Revenues strongly up +19.5% (22.8%*) and costs contained up 1.7%⁽¹⁾ (3.6%^{(1)*})

Underlying Group net income of EUR 2.65 billion⁽¹⁾, up +13.5%⁽¹⁾ vs. H1 19, reported Group net income of EUR 2.25 billion

Profitability (ROTE) at 10.2%⁽¹⁾ and 8.6% in H1 21

IMPROVEMENT IN THE OUTLOOK FOR 2021

Expected increase in revenues in all the businesses

Increase of the positive jaws effect with continued disciplined management of costs

Downward revision, **between 20 and 25 basis points**, in the full-year forecast for the **net cost of risk**

STRONG CAPITAL POSITION

Solid CET 1 level at 13.4%⁽²⁾ at end-June 2021, well above the target, due to **strong organic capital generation of 44 basis points** in H1 21 after dividend provision

Attractive shareholder return

- **Confirmation of the launch, in Q4, of a share buyback programme**, for an amount of around EUR 470m⁽³⁾
- **H1 21 dividend per share provision of EUR 1.2**, consistent with a payout ratio of 50% of underlying Group net income⁽⁴⁾

Frédéric Oudéa, the Group's Chief Executive Officer, commented:

"Once again, Société Générale enjoyed an excellent quarter, with a solid commercial and financial performance by all its businesses. Q2 was marked by the strong revenue momentum, continued cost discipline and a very low cost of risk resulting from very few loan defaults. The results for H1 2021 are the best for 5 years, illustrating the strength of the business model and the Group's capacity to rebound. On these bases, the Group is raising its full-year forecasts for 2021. These results are the fruit of extensive work undertaken for several years to enhance the intrinsic quality of the franchises by effectively anticipating the needs of customers, improve the operational efficiency of the Group and maintain the excellent robustness of the loan portfolio and risk management. Thanks to the exceptional commitment of its teams and a very solid balance sheet, the Société Générale Group will continue the far-reaching transformation of its businesses related to ESG issues and the growing use of the new digital technologies, in a constant effort to support its customers and provide them with added value."

⁽¹⁾ Underlying data (see methodology note No. 5 for the transition from accounting data to underlying data)

⁽²⁾ Phased-in ratio; fully-loaded ratio of 13.2%

⁽³⁾ It should be noted that, pursuant to Regulation (EU) 2019/876 (CRR2), share buyback is subject to the ECB approval

⁽⁴⁾ After deducting interest on deeply subordinated notes and undated subordinated notes

The footnote * in this document corresponds to data adjusted for changes in Group Structure and at constant exchange rates

1. GROUP CONSOLIDATED RESULTS

In EURm	Q2 21	Q2 20	Change		H1 21	H1 20	Change	
Net banking income	6,261	5,296	+18.2%	+20.5%*	12,506	10,466	+19.5%	+22.8%*
Operating expenses	(4,107)	(3,860)	+6.4%	+7.9%*	(8,855)	(8,538)	+3.7%	+5.6%*
<i>Underlying operating expenses(1)</i>	<i>(4,225)</i>	<i>(3,984)</i>	+6.1%	+7.5%*	<i>(8,322)</i>	<i>(8,185)</i>	+1.7%	+3.6%*
Gross operating income	2,154	1,436	+50.0%	+55.2%*	3,651	1,928	+89.4%	x 2.0*
<i>Underlying gross operating income(1)</i>	<i>2,036</i>	<i>1,312</i>	+55.1%	+61.0%*	<i>4,184</i>	<i>2,281</i>	+83.4%	+94.8%*
Net cost of risk	(142)	(1,279)	-88.9%	-88.6%*	(418)	(2,099)	-80.1%	-79.4%*
Operating income	2,012	157	x 12.8	x 13.6*	3,233	(171)	n/s	n/s
<i>Underlying operating income(1)</i>	<i>1,894</i>	<i>33</i>	x 57.2	x 80.4*	<i>3,766</i>	<i>182</i>	x 20.7	x 31.0*
Net profits or losses from other assets	5	4	+25.0%	+26.4%*	11	84	-86.9%	-86.9%*
Impairment losses on goodwill	0	(684)	n/s	n/s	0	(684)	n/s	n/s
Income tax	(404)	(658)	-38.6%	-38.3%*	(687)	(612)	+12.3%	+15.4%*
Net income	1,615	(1,180)	n/s	n/s	2,562	(1,378)	n/s	n/s
O.w. non-controlling interests	(176)	(84)	x 2.1	x 2.1*	(309)	(212)	+45.8%	+45.6%*
Reported Group net income	1,439	(1,264)	n/s	n/s	2,253	(1,590)	n/s	n/s
<i>Underlying Group net income(1)</i>	<i>1,349</i>	<i>8</i>	x 163.1	n/s	<i>2,647</i>	<i>0</i>	n/s	n/s
ROE	9.8%	-10.9%			7.5%	-7.2%		
ROTE	11.2%	-6.5%			8.6%	-5.3%		
<i>Underlying ROTE(1)</i>	<i>10.4%</i>	<i>-1.3%</i>			<i>10.2%</i>	<i>-1.3%</i>		

(1) Adjusted for exceptional items and linearisation of IFRIC 21

Societe Generale's Board of Directors, which met on August 2nd, 2021 under the chairmanship of Lorenzo Bini Smaghi, examined the Societe Generale Group's results for Q2 and H1 2021.

The various restatements enabling the transition from underlying data to published data are presented in the methodology notes (section 10.5).

Net banking income

The rebound in the Group's activity continued in Q2 21, with net banking income increasing by +18.2% (+20.5%*) vs. Q2 20 and all the businesses contributing to this strong momentum.

French Retail Banking experienced a significant improvement in Q2 21, with net banking income (excluding PEL/CEL provision) increasing by +8.0% vs. Q2 20 driven by the recovery in net interest income and commissions, which were considerably affected by lockdown measures in Q2 20.

International Retail Banking & Financial Services enjoyed strong revenue growth of +17%* vs. Q2 20, underpinned by the excellent momentum of Financial Services (+49%* vs. Q2 20) and Insurance (+13%* vs. Q2 20). International Retail Banking saw a rebound in activity of +7.9%* vs. Q2 20.

Global Banking & Investor Solutions also turned in an excellent performance, with revenues up +28%* vs. Q2 20, driven by Global Markets and Financing & Advisory.

In H1, the Group posted strong growth of +19.5% (+22.8%*) vs. H1 20, with a positive contribution from all the businesses, and returned to a revenue level close to that of H1 19 (EUR 12.5 billion).

In 2021, the Group is aiming for positive revenue growth in all the businesses.

Operating expenses

In Q2 21, operating expenses totalled EUR 4,107 million on a reported basis and EUR 4,225 million on an underlying basis (restated for the linearisation of IFRIC 21 and transformation costs), representing an increase of +6.1% vs. Q2 20.

The Group therefore generated a very positive jaws effect in all its businesses, resulting in an increase in underlying gross operating income of +55% to EUR 2,036 million and an improvement in the underlying cost to income ratio of nearly 8 points (67% vs. 75% in Q2 20).

In H1, costs amounted to EUR 8,855 million on a reported basis and EUR 8,322 million on an underlying basis, up +1.7% vs. H1 20. This limited growth can be explained primarily by the rise in variable costs linked to the growth in revenues and the increase in the IFRIC 21 charge (EUR +44 million).

Thanks to this good performance in H1, the **Group plans to increase its positive jaws effect** in 2021 while maintaining disciplined cost management.

Cost of risk

In Q2 21, the commercial cost of risk stood at a low level of 11 basis points (EUR 142 million), lower than in Q1 21 (21 basis points) and Q2 20 (97 basis points). It breaks down into a provision on non-performing loans of EUR 164 million, a decline compared to recent quarters, and a provision write-back on performing loans of EUR 22 million.

The Group's provisions on performing loans currently amount to EUR 3,548 million.

As part of the support provided to its customers during the crisis, the Group granted repayment moratoriums and State Guaranteed Loans. At June 30th 2021, the residual amount of repayment moratoriums still in force represented around EUR 0.5 billion and State Guaranteed Loans, around EUR 18 billion. In France, the total amount of State Guaranteed Loans ("PGE") is around EUR 16 billion and net exposure amounts to around EUR 2 billion.

The gross doubtful outstandings ratio amounted to 3.1%⁽²⁾ at June 30th 2021, an improvement vs. end-March 2021 (3.3%⁽²⁾). The Group's gross coverage ratio for doubtful outstandings stood at 52%⁽³⁾ at June 30th 2021 (51% at March 31st 2021).

With a commercial cost of risk of 16 basis points in H1, **the Group has revised its full-year forecast downwards** and therefore anticipates a cost of risk of between 20 and 25 basis points in 2021 (vs. 30 to 35 basis points initially).

⁽²⁾ NPL ratio calculated according to the EBA methodology published on July 16th, 2019

⁽³⁾ Ratio between the amount of provisions on doubtful outstandings and the amount of these same outstandings

Group net income

In EURm	Q2 21	Q2 20	H1 21	H1 20
Reported Group net income	1,439	(1,264)	2,253	(1,590)
Underlying Group net income(1)	1,349	8	2,647	0

In %	Q2 21	Q2 20	H1 21	H1 20
Reported ROTE	11.2%	-6.5%	8.6%	-5.3%
Underlying ROTE(1)	10.4%	-1.3%	10.2%	-1.3%

Earnings per share amounts to EUR 2.29 in H1 21 (EUR -2.25 in H1 20). Underlying earnings per share amounts to EUR 2.40⁽²⁾ over the same period (EUR -0.59⁽²⁾ in H1 20).

(1) Adjusted for exceptional items and linearisation of IFRIC 21

(2) Underlying EPS calculated based on an underlying Group net income excluding IFRIC 21 linearisation. EUR 2.75 including IFRIC 21 linearisation in H1 21 and EUR -0.38 in H1 20.

2. THE GROUP'S FINANCIAL STRUCTURE

Group **shareholders' equity** totalled EUR 63.1 billion at June 30th, 2021 (EUR 61.7 billion at December 31st, 2020). Net asset value per share was EUR 63.6 and tangible net asset value per share was EUR 56.0.

The **consolidated balance sheet** totalled EUR 1,493 billion at June 30th, 2021 (EUR 1,462 billion at December 31st, 2020). The net amount of customer loan outstandings at June 30th, 2021, including lease financing, was EUR 455 billion (EUR 440 billion at December 31st, 2020) – excluding assets and securities purchased under resale agreements. At the same time, customer deposits amounted to EUR 470 billion, vs. EUR 451 billion at December 31st, 2020 (excluding assets and securities sold under repurchase agreements).

At July 16th, 2021, the parent company had issued EUR 26.1 billion of medium/long-term debt, having an average maturity of 5.5 years and an average spread of 42 basis points (vs. the 6-month midswap, excluding subordinated debt). The subsidiaries had issued EUR 1.4 billion. In total, the Group had issued EUR 27.5 billion of medium/long-term debt. Excluding structured issuances, the parent company had completed its annual financing programme.

The LCR (Liquidity Coverage Ratio) was well above regulatory requirements at 133% at end-June 2021, vs. 149% at end-December 2020, and at 136% on average in Q2 2021, vs. 153% on average in Q4 2020. At the same time, the NSFR (Net Stable Funding Ratio) was over 100% at end-June 2021.

The Group's **risk-weighted assets** (RWA) amounted to EUR 361.5 billion at June 30th, 2021 (vs. EUR 351.9 billion at end-December 2020) according to CRR2/CRD5 rules. Risk-weighted assets in respect of credit risk represent 82.5% of the total, at EUR 298.2 billion, up 3.8% vs. December 31st, 2020.

At June 30th, 2021, the Group's **Common Equity Tier 1** ratio stood at 13.4%, or around 430 basis points above the regulatory requirement. The CET1 ratio at June 30th, 2021 includes an effect of +20 basis points for phasing of the IFRS 9 impact. Excluding this effect, the fully-loaded ratio amounts to 13.2%. The Tier 1 ratio stood at 15.8% at end-June 2021 (16.0% at end-December 2020) and the total capital ratio amounted to 19.2% (19.2% at end-December 2020).

The **leverage ratio** stood at 4.6% at June 30th, 2021 (4.8% at end-December 2020).

With a level of 30.5% of RWA and 8.9% of leveraged exposure at end-June 2021, the Group's TLAC ratio is above the FSB's requirements for 2021. At June 30th, 2021, the Group was also above its 2022 MREL requirements of 25.2% of RWA and 5.91% of leveraged exposure.

The Group is rated by four rating agencies: (i) Fitch Ratings - long-term rating "A-", stable rating, senior preferred debt rating "A", short-term rating "F1" (ii) Moody's - long-term rating (senior preferred debt) "A1", stable outlook, short-term rating "P-1" (iii) R&I - long-term rating (senior preferred debt) "A", stable outlook; and (iv) S&P Global Ratings - long-term rating (senior preferred debt) "A", stable outlook, short-term rating "A-1".

3. FRENCH RETAIL BANKING

<i>In EURm</i>	Q2 21	Q2 20	Change	H1 21	H1 20	Change
Net banking income	1,906	1,754	+8.7%	3,753	3,634	+3.3%
<i>Net banking income excl. PEL/CEL</i>	1,889	1,749	+8.0%	3,748	3,654	+2.6%
Operating expenses	(1,297)	(1,233)	+5.2%	(2,750)	(2,683)	+2.5%
Gross operating income	609	521	+16.9%	1,003	951	+5.5%
<i>Gross operating income excl. PEL/CEL</i>	592	516	+14.7%	998	971	+2.8%
Net cost of risk	(6)	(442)	-98.6%	(129)	(691)	-81.3%
Operating income	603	79	x 7.6	874	260	x 3,4
Reported Group net income	438	60	x 7.3	641	279	x 2,3
<i>Underlying Group net income (1)</i>	398	40	x 9.9	693	339	x 2
RONE	15.6%	2.1%		11.4%	4.9%	
<i>Underlying RONE(1)</i>	14.2%	1.4%		12.3%	6.0%	

(1) Adjusted for the linearisation of IFRIC 21 and PEL/CEL provision

Societe Generale and Crédit du Nord networks:

Average loan outstandings rose +1% vs. Q2 20 to EUR 208 billion. Average medium/long-term outstanding loans to corporate and professional customers climbed 8%, bolstered by the 20% growth in loan production excluding State Guaranteed Loans vs. Q2 20. Home loan production was up +34% vs. Q2 20.

Average outstanding balance sheet deposits⁽²⁾ increased by +9% vs. Q2 20 to EUR 234 billion, still driven by sight deposits, whose rate of growth decelerated.

As a result, the average loan/deposit ratio stood at 89% in Q2 21 vs. 96% in Q2 20.

Insurance assets under management totalled EUR 92 billion at end-June 2021. Gross life insurance inflow amounted to EUR 2.2 billion in Q2 21, with the unit-linked share accounting for 38%.

Private Banking's assets under management totalled EUR 75 billion at end-June 2021. Net inflow remained buoyant at EUR 1.3 billion in Q2 21.

The number of protection policies was up +4%, while property and casualty premiums were 3% higher than in Q2 20.

Boursorama:

The bank consolidated its position as the leading online bank in France, with more than 2.9 million clients at end-June 2021, thanks to the onboarding of 168,000 new clients in Q2 21 (+40% vs. Q2 20).

This quarter, the bank distinguished itself by being classified No. 1 in France in the "World's best Banks 2021" rankings established by Forbes & Statista. Boursorama was also classified No. 1 bank in France in terms of customer recognition by Isoskèle in 2021. The bank was classified No. 1 in the rankings for best banking application in France (Selectra 2021). Finally, Boursorama was classified No. 1 in the 2021 rankings of cheapest banks according to the Capital-Panorabanques study.

⁽²⁾ Including BMTN (negotiable medium-term notes)

Outstanding loans rose +24% vs. Q2 20 to EUR 12 billion. Home loan and consumer loan production reached a record level of EUR 1.4 billion. Home loan outstandings were up +26% vs. Q2 20.

Outstanding savings including deposits and financial savings were 30% higher than in Q2 20 at EUR 33 billion, while outstanding deposits were up +29% vs. Q2 20. The number of stock market orders increased by +7% vs. H1 20 and x3.3 vs. H1 19.

Net banking income excluding PEL/CEL

Q2 21: revenues (excluding PEL/CEL) totalled EUR 1,889 million, up +8% vs. Q2 20. Net interest income (excluding PEL/CEL) was up +1.6% vs. Q2 20, still impacted by the increase in deposits in a low interest rate environment. Commissions were 9.7% higher than in Q2 20 owing particularly to an increase in financial commissions against the backdrop of an exit from the lockdown.

H1 21: revenues (excluding PEL/CEL) totalled EUR 3,748 million, up +2.6% vs. H1 20. Net interest income (excluding PEL/CEL) was down -2.1% vs. H1 20. Commissions were 5.1% higher than in H1 20, benefiting from the strong increase in financial commissions.

Operating expenses

Q2 21: operating expenses totalled EUR 1,297 million (+5.2% vs. Q2 20). The cost to income ratio (after linearisation of the IFRIC 21 charge and restated for the PEL/CEL provision) stood at 70.7%, an improvement of 1.2 points vs. Q2 20.

H1 21: operating expenses totalled EUR 2,750 million (+2.5% vs. H1 20). The cost to income ratio (after linearisation of the IFRIC 21 charge and restated for the PEL/CEL provision) stood at 71.3%, an improvement of 0.3 points vs. H1 20.

Cost of risk

Q2 21: the commercial cost of risk amounted to EUR 6 million or 1 basis point, substantially lower than in Q2 20 (85 basis points), impacted by the crisis, and Q1 21 (23 basis points).

H1 21: the commercial cost of risk amounted to EUR 129 million or 12 basis points, a substantial decline compared to H1 20 (68 basis points).

Contribution to Group net income

Q2 21: the contribution to Group net income was EUR 438 million vs. EUR 60 million in Q2 20. RONE (after linearisation of the IFRIC 21 charge and restated for the PEL/CEL provision) stood at 14.2% in Q2 21 (1.4% in Q2 20) and 15.1% excluding Boursorama.

H1 21: the contribution to Group net income was EUR 641 million (x2.3 vs. H1 20). RONE (after linearisation of the IFRIC 21 charge and restated for the PEL/CEL provision) stood at 12.3% in H1 21 (6.0% in H1 20).

4. INTERNATIONAL RETAIL BANKING & FINANCIAL SERVICES

In EURm	Q2 21	Q2 20	Change		H1 21	H1 20	Change	
Net banking income	1,989	1,750	+13.7%	+17.0%*	3,851	3,714	+3.7%	+8.2%*
Operating expenses	(1,011)	(979)	+3.3%	+6.0%*	(2,100)	(2,125)	-1.2%	+2.8%*
Gross operating income	978	771	+26.8%	+30.9%*	1,751	1,589	+10.2%	+15.4%*
Net cost of risk	(121)	(418)	-71.1%	-69.6%*	(263)	(647)	-59.4%	-57.1%*
Operating income	857	353	x 2.4	x 2.5*	1,488	942	+58.0%	+64.6%*
Reported Group net income	522	226	x 2.3	x 2.4*	914	591	+54.7%	+63.4%*
Underlying Group net income (1)	508	213	x 2.4	x 2.4*	942	619	+52.1%	+60.3%*
RONE	20.6%	8.4%			18.2%	11.0%		
Underlying RONE(1)	20.0%	7.9%			18.7%	11.6%		

(1) Adjusted for the linearisation of IFRIC 21

International Retail Banking's outstanding loans totalled EUR 89.3 billion. They rose +3.8%* vs. end-June 2020 when adjusted for changes in Group structure and at constant exchange rates, illustrating the healthy commercial momentum in all the regions. Outstanding deposits were 8.6%* higher than in June 2020, at EUR 87.5 billion.

For the Europe scope, outstanding loans were up +4.3%* vs. June 2020 at EUR 57.1 billion, driven by all the regions: +3.5%* in Western Europe, +4.0%* in the Czech Republic and +8.6%* in Romania. Outstanding deposits were substantially higher (+10.8%*), with a healthy momentum in the Czech Republic (+10.7%*) and Romania (+11.0%*).

In Russia, outstanding loans rose +2.7%* at constant exchange rates, with a robust performance in car and home loans, up +11%* and +19%* respectively vs. Q2 20. Outstanding deposits increased by +1.6%*.

In Africa, Mediterranean Basin and French Overseas Territories, activity was buoyant, both in the individual and corporate customers segments. Outstanding loans were 2.8%* higher than in June 2020. Outstanding deposits, up +7.4%*, also enjoyed a healthy momentum.

In the Insurance business, the life insurance savings business posted a very good performance, with outstandings increasing +7%* vs. June 2020. The share of unit-linked products in outstandings was 35% at end-June 2021, an increase of 5 points vs. June 2020. Protection insurance rose +8%* vs. Q2 20, with an increase in property/casualty premiums (+11%*) and personal protection premiums (+7%*).

Financial Services to Corporates enjoyed a healthy momentum. Operational Vehicle Leasing and Fleet Management's vehicle fleet was stable vs. end-June 2020, with 1.8 million vehicles. Equipment Finance's new leasing business was up +24% vs. Q2 20, while outstanding loans were stable* vs. end-June 2020, at EUR 14.3 billion (excluding factoring).

Net banking income

Net banking income amounted to EUR 1,989 million in Q2 21, up +17.0%* vs. Q2 20. Revenues amounted to EUR 3,851 million in H1 21, up +8.2%* vs. H1 20.

International Retail Banking's net banking income totalled EUR 1,231 million, an increase of +7.9%* vs. Q2 20. Net banking income totalled EUR 2,418 million in H1 21, an increase of +1.9%* vs. H1 20.

Thanks to a healthy commercial momentum and an increase in commissions (+15%* vs. Q2 20), revenues in Europe were 3.3%* higher, despite net interest income pressure in an environment of lower interest rates than in Q2 20 (the effects of recent rate increases in the Czech Republic and Russia not yet being fully reflected in the revenues). Specialised consumer finance benefited from a strong momentum

(+5.0%* vs. Q2 20). Revenues were also higher (+4.0%*) for the SG Russia⁽¹⁾ scope, benefiting from robust activity in the individual customers segment (car and home loans). The Africa, Mediterranean Basin and French Overseas Territories scope posted revenues up +16.5%* vs. Q2 20, benefiting from a healthy commercial momentum in all regions and a rebound in the Mediterranean Basin. When restated for the impact of repayment moratoriums in Tunisia, revenue growth for the Africa, Mediterranean Basin and French Overseas Territories scope was 8.2%*.

The **Insurance** business posted net banking income of EUR 238 million, up +12.8%* vs. Q2 20. Net banking income was 8.0%* higher in H1 21 than in H1 20 at EUR 474 million.

Financial Services to Corporates' net banking income was higher (+49.1%*) and amounted to EUR 520 million, driven in particular by ALD which posted an increase in leasing margins (+17%*⁽²⁾ vs. Q2 20) and the used car sale result (EUR 740 per unit in H1). Financial Services to Corporates' net banking income was EUR 959 million in H1 21, up +28.5%*.

Operating expenses

Operating expenses totalled EUR 1,011 million, an increase of +6.0%* on a reported basis and +6.1%* on an underlying basis vs. Q2 20, in conjunction with the recovery in activity. As a result, the quarter generated a significant positive jaws effect. The cost to income ratio stood at 50.8% in Q2 21. H1 reflected the good cost discipline. At EUR 2,100 million, costs were 2.8%* higher than in H1 20.

In **International Retail Banking**, operating expenses were up +4.0%* vs. Q2 20 and up +1.4%* vs. H1 20.

In the **Insurance** business, operating expenses were in line with the commercial expansion ambitions and rose +6.5%* vs. Q2 20 and +4.2%* vs. H1 20.

In **Financial Services to Corporates**, operating expenses increased by +7.7%* vs. Q2 20 and increased by +5.1%* vs. H1 20.

Cost of risk

Q2 21: the cost of risk amounted to 37 basis points vs. 125 basis points in Q2 20.

H1 21: the cost of risk amounted to 40 basis points vs. 96 basis points in H1 20.

Contribution to Group net income

The contribution to Group net income totalled EUR 522 million (x2.4* vs. Q2 20), and EUR 914 million in H1 21 (+63.4%* vs. H1 20).

Underlying RONE stood at 20.0% in Q2 21, vs. 7.9% in Q2 20, and 18.7% in H1 21 vs. 11.6% in H1 20.

In International Retail Banking and in Insurance and Financial Services to Corporates, underlying RONE stood at 16.8% and 24.1% respectively in Q2 21.

⁽¹⁾ SG Russia encompasses the entities Rosbank, Rusfinance Bank, Societe Generale Insurance, ALD Automotive and their consolidated subsidiaries

⁽²⁾ Based on ALD local data

5. GLOBAL BANKING & INVESTOR SOLUTIONS

<i>In EURm</i>	Q2 21	Q2 20	Change		H1 21	H1 20	Change	
Net banking income	2,340	1,880	+24.5%	+27.7%*	4,849	3,507	+38.3%	+42.8%*
Operating expenses	(1,648)	(1,570)	+5.0%	+6.9%*	(3,699)	(3,547)	+4.3%	+6.3%*
Gross operating income	692	310	x 2.2	x 2.4*	1,150	(40)	n/s	n/s
Net cost of risk	(17)	(419)	-95.9%	-95.8%*	(26)	(761)	-96.6%	-96.4%*
Operating income	675	(109)	n/s	n/s	1,124	(801)	n/s	n/s
Group net income	522	(67)	n/s	n/s	878	(604)	n/s	n/s
Underlying Group net income (1)	424	(120)	n/s	n/s	1,070	(433)	n/s	n/s
RONE	14.4%	-1.9%			12.2%	-8.6%		
Underlying RONE(1)	11.7%	-3.3%			14.9%	-6.2%		

(1) Adjusted for the linearisation of IFRIC 21

Net banking income

In Q2 21, **Global Banking & Investor Solutions** posted a very good performance, with revenues of EUR 2,340 million, substantially higher (+24.5%) than in Q2 20 (+27.7%* when adjusted for changes in Group structure and at constant exchange rates), with a strong momentum in the Equity businesses and in Financing & Advisory activities.

In H1 21, revenues rose +38.3% vs. H1 20 (EUR 4,849 million vs. EUR 3,507 million, +42.8%*), to a higher level than in H1 19.

In **Global Markets & Investor Services**, net banking income totalled EUR 1,388 million, +40.1% vs. a Q2 20 impacted by the health crisis (+44.3%*). It amounted to EUR 3,039 million in H1 21, +72.8% vs. H1 20 (+80.7%*).

Market conditions in the Equity businesses remain favourable, in an environment in a normalisation phase versus Q1 21. Accordingly, the business posted revenues of EUR 758 million in Q2 21, up +21% vs. the average level in 2019. This good performance is reflected in each of the regions. Commercial activity was very buoyant, especially in Investment Solutions products (and more particularly in listed products) and in the retail and large corporates segments. Structured products also performed well. Revenues were higher at EUR 1,609 million in H1 21.

Fixed Income & Currency activities posted a performance down -33% vs. a strong Q2 20, driven by very dynamic fixed income markets. At EUR 470 million, these Q2 revenues were 6% lower than the average level in 2019. Commercial activity was buoyant in Rate activities and average in Credit and Currency activities.

Revenues were 16% lower in H1 21 than in H1 20 and 10% higher than the average level in 2019.

Securities Services' revenues were also substantially higher (+7.4% vs. Q2 20), at EUR 160 million. They were up +12.0% in H1 21 vs. H1 20, at EUR 335 million.

Securities Services' assets under custody amounted to EUR 4,446 billion at end-June 2021, an increase of +2.4% vs. end-March 2021. Over the same period, assets under administration were up +3.4% at EUR 661 billion.

Financing & Advisory revenues totalled EUR 720 million in Q2 21, up +12.9%* vs. Q2 20 (+9.6% at current structure and exchange rates). They amounted to EUR 1,353 million in H1 21, significantly higher (+7.9%*) than in H1 20.

Asset and Natural Resources and Infrastructure Financing activities enjoyed a good quarter, benefiting from a healthy commercial momentum. The expansion of the Asset-Backed Products platform continued in Q2, with in particular an acceleration in Asia.

Investment Banking revenues were lower compared to the very high level in Q2 20 due to a record level of issues last year. While debt capital markets are returning to normal, equity capital markets and Leveraged Buyout markets are more active.

Global Transaction and Payment Services continued to deliver strong growth, up +25%* vs. Q2 20.

Asset and Wealth Management's net banking income totalled EUR 232 million in Q2 21, stable* vs. Q2 20. It was down -0.9%* (-1.1% at current change and perimeter) in H1 21.

Private Banking posted a performance down -8.8%* vs. Q2 20 (at EUR 171 million) and up +8%* when Q2 20 is restated for an exceptional impact of EUR +29 million related to an insurance payout. The business benefited from strong commercial activity combined with net inflow amounting to EUR +2.1 billion. Assets under management were up +4.2% vs. end-March 2021, at EUR 126 billion.

Private Banking posted net inflow of EUR 4.5 billion in H1 21, positive in all the regions. Net banking income amounted to EUR 344 million, down -5.1%* vs. H1 20.

Lyxor's net banking income amounted to EUR 57 million, an increase of EUR 17 million vs. Q2 20. Lyxor's assets under management were higher (+7.1%) than at end-March 2021, at EUR 165 billion. Net inflow was EUR +5.3 billion in Q2 21.

Revenues were up +16.1%* in H1 21 vs. H1 20, with net inflow of EUR +11.5 billion.

Operating expenses

Q2 21: operating expenses totalled EUR 1,648 million and EUR 1,777 million on an underlying basis. Higher underlying costs (+10.5%* vs. Q2 20) can be explained by the rise in variable costs related to the increase in revenues and the IFRIC 21 charge, generating a very positive jaws effect. There was an improvement in the cost to income ratio of 13 points (70.4% vs. 83.5% in Q2 20).

H1 21: operating expenses were up +6.3%* on a reported basis and +5.7%* on an underlying basis.

Net cost of risk

Q2 21: the commercial cost of risk amounted to 4 basis points (or EUR 17 million), well below the level of 95 basis points in Q2 20, which was adversely affected by the health crisis.

H1 21: it was at a low level of 3 basis points.

Contribution to Group net income

The contribution to Group net income was EUR 522 million on a reported basis and EUR 424 million on an underlying basis (after linearisation of IFRIC 21) in Q2 21 and EUR 878 million and EUR 1,070 million respectively in H1 21.

Global Banking & Investor Solutions posted a significant underlying RONE of 11.7% in Q2 21 and 14.9% in H1 21.

6. CORPORATE CENTRE

<i>In EURm</i>	Q2 21	Q2 20	H1 21	H1 20
Net banking income	26	(88)	53	(389)
Operating expenses	(151)	(78)	(306)	(183)
<i>Underlying operating expenses (1)</i>	(78)	(90)	(149)	(158)
Gross operating income	(125)	(166)	(253)	(572)
<i>Underlying gross operating income (1)</i>	(52)	(178)	(96)	(547)
Net cost of risk	2	-	-	-
Impairment losses on goodwill	-	(684)	-	(684)
Income tax	124	(598)	160	(450)
Reported Group net income	(43)	(1,483)	(180)	(1,856)
<i>Underlying Group net income (1)</i>	7	(129)	(62)	(510)

(1) Adjusted for the linearisation of IFRIC 21

The Corporate Centre includes:

- the property management of the Group's head office,
- the Group's equity portfolio,
- the Treasury function for the Group,
- certain costs related to cross-functional projects as well as certain costs incurred by the Group and not re-invoiced to the businesses.

The Corporate Centre's net banking income totalled EUR +26 million in Q2 21 vs. EUR -88 million in Q2 20 and EUR +53 million in H1 21 vs. EUR -389 million in H1 20.

Operating expenses totalled EUR 151 million in Q2 21 vs. EUR 78 million in Q2 20. They include the Group's transformation costs for a total amount of EUR 85 million relating to the activities of French Retail Banking (EUR 38 million), Global Banking & Investor Solutions (EUR 26 million) and the Corporate Centre (EUR 21 million). Underlying costs came to EUR 78 million in Q2 21 compared to EUR 90 million in Q2 20.

Operating expenses totalled EUR 306 million in H1 21 vs. EUR 183 million in H1 20. Transformation costs totalled EUR 135 million (EUR 60 million related to the activities of French Retail Banking, EUR 43 million related to Global Banking & Investor Solutions and EUR 32 million related to the Corporate Centre). Underlying costs came to EUR 149 million in H1 21 compared to EUR 158 million in H1 20.

Gross operating income totalled EUR -125 million in Q2 21 vs. EUR -166 million in Q2 20 and EUR -253 million in H1 21 vs. EUR -572 million in H1 20. Underlying gross operating income came to EUR 96 million in H1 21.

In Q2 20, the review of the financial trajectory of Global Markets & Investor Services led to the impairment of the associated goodwill for EUR -684 million and deferred tax assets for EUR -650 million.

The Corporate Centre's contribution to Group net income was EUR -43 million in Q2 21 vs. EUR -1,483 million in Q2 20 and EUR -180 million in H1 21 vs. EUR -1,856 million in H1 20.

7. CONCLUSION

The Group enjoyed an excellent H1 2021, combining a very good performance by all the businesses with a significant improvement in their cost to income ratio, while maintaining disciplined management of its costs, risk policy and capital position.

On the strength of H1, the Group has improved its full-year targets, now anticipating an increase in revenues in all its businesses and a cost of risk revised downwards in a still uncertain environment but with an improving economic outlook.

The Group also remains fully committed to the execution of its strategic initiatives, the integration of the CSR dimension in all its regions and businesses and the expansion of its growth drivers.

8. 2021 FINANCIAL CALENDAR

2021 Financial communication calendar

November 4 th , 2021	Third quarter and nine-month 2021 results
February 10 th , 2022	Fourth quarter and FY 2021 results
May 5 th , 2022	First quarter 2022 results
August 3 rd , 2022	Second quarter and first half 2022 results
November 4 th , 2022	Third quarter and nine-month 2022 results

The Alternative Performance Measures, notably the notions of net banking income for the pillars, operating expenses, IFRIC 21 adjustment, (commercial) cost of risk in basis points, ROE, ROTE, RONE, net assets, tangible net assets, and the amounts serving as a basis for the different restatements carried out (in particular the transition from published data to underlying data) are presented in the methodology notes, as are the principles for the presentation of prudential ratios.

This document contains forward-looking statements relating to the targets and strategies of the Societe Generale Group.

These forward-looking statements are based on a series of assumptions, both general and specific, in particular the application of accounting principles and methods in accordance with IFRS (International Financial Reporting Standards) as adopted in the European Union, as well as the application of existing prudential regulations.

These forward-looking statements have also been developed from scenarios based on a number of economic assumptions in the context of a given competitive and regulatory environment. The Group may be unable to:

- anticipate all the risks, uncertainties or other factors likely to affect its business and to appraise their potential consequences;
- evaluate the extent to which the occurrence of a risk or a combination of risks could cause actual results to differ materially from those provided in this document and the related presentation.

Therefore, although Societe Generale believes that these statements are based on reasonable assumptions, these forward-looking statements are subject to numerous risks and uncertainties, including matters not yet known to it or its management or not currently considered material, and there can be no assurance that anticipated events will occur or that the objectives set out will actually be achieved. Important factors that could cause actual results to differ materially from the results anticipated in the forward-looking statements include, among others, overall trends in general economic activity and in Societe Generale's markets in particular, regulatory and prudential changes, and the success of Societe Generale's strategic, operating and financial initiatives.

More detailed information on the potential risks that could affect Societe Generale's financial results can be found in the section "Risk Factors" in our Universal Registration Document filed with the French *Autorité des Marchés Financiers* (which is available on <https://investors.societegenerale.com/en>).

Investors are advised to take into account factors of uncertainty and risk likely to impact the operations of the Group when considering the information contained in such forward-looking statements. Other than as required by applicable law, Societe Generale does not undertake any obligation to update or revise any forward-looking information or statements. Unless otherwise specified, the sources for the business rankings and market positions are internal.

9. APPENDIX 1: FINANCIAL DATA

GROUP NET INCOME BY CORE BUSINESS

In EURm	Q2 21	Q2 20	Change	H1 21	H1 20	Change
French Retail Banking	438	60	x 7.3	641	279	x 2.3
International Retail Banking and Financial Services	522	226	x 2.3	914	591	54.7%
Global Banking and Investor Solutions	522	(67)	n/s	878	(604)	n/s
Core Businesses	1,482	219	x 6.8	2,433	266	x 9.1
Corporate Centre	(43)	(1,483)	n/s	(180)	(1,856)	n/s
Group	1,439	(1,264)	n/s	2,253	(1,590)	n/s

CONSOLIDATED BALANCE SHEET

	30.06.2021	31.12.2020
Cash, due from central banks	160,801	168,179
Financial assets at fair value through profit or loss	440,774	429,458
Hedging derivatives	15,306	20,667
Financial assets measured at fair value through other comprehensive income	49,068	52,060
Securities at amortised cost	18,922	15,635
Due from banks at amortised cost	61,733	53,380
Customer loans at amortised cost	464,622	448,761
Revaluation differences on portfolios hedged against interest rate risk	222	378
Investment of insurance activities	172,016	166,854
Tax assets	4,601	5,001
Other assets	69,473	67,341
Non-current assets held for sale	368	6
Investments accounted for using the equity method	96	100
Tangible and intangible assets	30,786	30,088
Goodwill	3,821	4,044
Total	1,492,609	1,461,952

	30.06.2021	31.12.2020
Central banks	5,515	1,489
Financial liabilities at fair value through profit or loss	376,762	390,247
Hedging derivatives	10,170	12,461
Debt securities issued	137,938	138,957
Due to banks	147,938	135,571
Customer deposits	478,774	456,059
Revaluation differences on portfolios hedged against interest rate risk	5,214	7,696
Tax liabilities	1,365	1,223
Other liabilities	87,805	84,937
Non-current liabilities held for sale	104	-
Liabilities related to insurance activities contracts	151,119	146,126
Provisions	4,595	4,775
Subordinated debts	16,673	15,432
Total liabilities	1,423,972	1,394,973
SHAREHOLDERS' EQUITY		
Shareholders' equity, Group share		
Issued common stocks and capital reserves	22,354	22,333
Other equity instruments	8,930	9,295
Retained earnings	30,962	32,076
Net income	2,253	(258)
Sub-total	64,499	63,446
Unrealised or deferred capital gains and losses	(1,363)	(1,762)
Sub-total equity, Group share	63,136	61,684
Non-controlling interests	5,501	5,295
Total equity	68,637	66,979
Total	1,492,609	1,461,952

10. APPENDIX 2: METHODOLOGY

1 – The financial information presented in respect of Q2 and H1 2021 was examined by the Board of Directors on August 2nd, 2021 and has been prepared in accordance with IFRS as adopted in the European Union and applicable at that date. The limited review procedures carried out by the Statutory Auditors are in progress on the condensed interim consolidated financial statements as at June 30th, 2021.

2 – Net banking income

The pillars' net banking income is defined on page 41 of Societe Generale's 2021 Universal Registration Document. The terms "Revenues" or "Net Banking Income" are used interchangeably. They provide a normalised measure of each pillar's net banking income taking into account the normative capital mobilised for its activity.

3 – Operating expenses

Operating expenses correspond to the "Operating Expenses" as presented in note 8.1 to the Group's consolidated financial statements as at December 31st, 2020 (pages 466 et seq. of Societe Generale's 2021 Universal Registration Document). The term "costs" is also used to refer to Operating Expenses. The Cost/Income Ratio is defined on page 41 of Societe Generale's 2021 Universal Registration Document.

4 - IFRIC 21 adjustment

The IFRIC 21 adjustment corrects the result of the charges recognised in the accounts in their entirety when they are due (generating event) so as to recognise only the portion relating to the current quarter, i.e. a quarter of the total. It consists in smoothing the charge recognised accordingly over the financial year in order to provide a more economic idea of the costs actually attributable to the activity over the period analysed.

5 – Exceptional items – Transition from accounting data to underlying data

It may be necessary for the Group to present underlying indicators in order to facilitate the understanding of its actual performance. The transition from published data to underlying data is obtained by restating published data for exceptional items and the IFRIC 21 adjustment.

Moreover, the Group restates the revenues and earnings of the French Retail Banking pillar for PEL/CEL provision allocations or write-backs. This adjustment makes it easier to identify the revenues and earnings relating to the pillar's activity, by excluding the volatile component related to commitments specific to regulated savings.

The reconciliation enabling the transition from published accounting data to underlying data is set out in the table below:

Q2 21 (in EURm)	Operating Expenses	Net profit or losses from other assets	Impairment losses on goodwill	Income tax	Group net income	Business
Reported	(4,107)	5	0	(404)	1,439	
(+) IFRIC 21 linearisation	(203)			49	(151)	
(+) Transformation charges*	85			(24)	61	Corporate Center ⁽¹⁾
Underlying	(4,225)	5	0	(379)	1,349	

Q2 20 (in EURm)	Operating Expenses	Net profit or losses from other assets	Impairment losses on goodwill	Income tax	Group net income	Business
Reported	(3,860)	4	(684)	(658)	(1,264)	
(+) IFRIC 21 linearisation	(124)			58	(62)	
(-) Goodwill impairment*			(684)		(684)	Corporate center
(-) DTA impairment*				(650)	(650)	Corporate center
Underlying	(3,984)	4	0	50	8	

(1) Transformation and/or restructuring charges in Q2 21 related to RBDF (EUR 38m), GBIS (EUR 26m) and Corporate Center (EUR 21m)
*exceptionals items

H1 21 (in EURm)	Operating Expenses	Net profit or losses from other assets	Impairment losses on goodwill	Income tax	Group net income	Business
Reported	(8,855)	11	0	(687)	2,253	
(+) IFRIC 21 linearisation	398			(92)	297	
(+) Transformation charges*	135			(38)	97	Corporate Center ⁽²⁾
Underlying	(8,322)	11	0	(817)	2,647	

H1 20 (in EURm)	Operating Expenses	Net profit or losses from other assets	Impairment losses on goodwill	Income tax	Group net income	Business
Reported	(8,538)	84	(684)	(612)	(1,590)	
(+) IFRIC 21 linearisation	353			(166)	179	
(-) Group refocusing plan		(77)		0	(77)	Corporate center
(-) Goodwill impairment*			(684)		(684)	Corporate center
(-) DTA impairment*				(650)	(650)	Corporate center
Underlying	(8,185)	161	0	(128)	0	

(2) Transformation and/or restructuring charges in H1 21 related to RBDF (EUR 60m), GBIS (EUR 43m) and Corporate Center (EUR 32m)
*exceptionals items

6 - Cost of risk in basis points, coverage ratio for doubtful outstandings

The cost of risk or commercial cost of risk is defined on pages 43 and 635 of Societe Generale's 2021 Universal Registration Document. This indicator makes it possible to assess the level of risk of each of the pillars as a percentage of balance sheet loan commitments, including operating leases.

	(In EUR m)	Q2 21	Q2 20	H1 21	H1 20
French Retail Banking	Net Cost Of Risk	6	442	129	691
	Gross loans Outstanding	217,710	207,517	217,658	204,328
	Cost of Risk in bp	1	85	12	68
International Retail Banking and Financial Services	Net Cost Of Risk	121	418	263	647
	Gross loans Outstanding	131,344	133,475	130,770	134,941
	Cost of Risk in bp	37	125	40	96
Global Banking and Investor Solutions	Net Cost Of Risk	17	419	26	761
	Gross loans Outstanding	162,235	175,673	158,443	166,868
	Cost of Risk in bp	4	95	3	91
Corporate Centre	Net Cost Of Risk	(2)	0	0	0
	Gross loans Outstanding	13,561	10,292	13,262	10,001
	Cost of Risk in bp	(4)	3	0	3
Societe Generale Group	Net Cost Of Risk	142	1,279	418	2,099
	Gross loans Outstanding	524,849	526,958	520,133	516,138
	Cost of Risk in bp	11	97	16	81

The **gross coverage ratio for doubtful outstandings** is calculated as the ratio of provisions recognised in respect of the credit risk to gross outstandings identified as in default within the meaning of the regulations, without taking account of any guarantees provided. This coverage ratio measures the maximum residual risk associated with outstandings in default ("doubtful").

7 - ROE, ROTE, RONE

The notions of ROE (Return on Equity) and ROTE (Return on Tangible Equity), as well as their calculation methodology, are specified on page 43 and 44 of Societe Generale's 2021 Universal Registration Document. This measure makes it possible to assess Societe Generale's return on equity and return on tangible equity.

RONE (Return on Normative Equity) determines the return on average normative equity allocated to the Group's businesses, according to the principles presented on page 44 of Societe Generale's 2021 Universal Registration Document.

Group net income used for the ratio numerator is book Group net income adjusted for "interest net of tax payable on deeply subordinated notes and undated subordinated notes, interest paid to holders of deeply subordinated notes and undated subordinated notes, issue premium amortisations" and "unrealised gains/losses booked under shareholders' equity, excluding conversion reserves" (see methodology note No. 9). For ROTE, income is also restated for goodwill impairment.

Details of the corrections made to book equity in order to calculate ROE and ROTE for the period are given in the table below:

ROTE calculation: calculation methodology

End of period	Q2 21	Q2 20	H1 21	H1 20
Shareholders' equity Group share	63,136	60,659	63,136	60,659
Deeply subordinated notes	(8,905)	(8,159)	(8,905)	(8,159)
Undated subordinated notes	(62)	(283)	(62)	(283)
Interest net of tax payable to holders of deeply subordinated notes & undated subordinated notes, interest paid to holders of deeply subordinated notes & undated subordinated notes, issue premium amortisations	(1)	20	(1)	20
OCI excluding conversion reserves	(699)	(834)	(699)	(834)
Dividend provision	(1,021)		(1,021)	
ROE equity end-of-period	52,448	51,403	52,448	51,403
Average ROE equity	52,161	52,388	51,849	52,830
Average Goodwill	(3,927)	(4,270)	(3,928)	(4,416)
Average Intangible Assets	(2,542)	(2,417)	(2,524)	(2,393)
Average ROTE equity	45,692	45,701	45,397	46,021
Group net Income (a)	1,439	(1,264)	2,253	(1,590)
Underlying Group net income (b)	1,349	8	2,647	
Interest on deeply subordinated notes and undated subordinated notes (c)	(165)	(161)	(309)	(321)
Cancellation of goodwill impairment (d)		684		684
Ajusted Group net Income (e) = (a)+ (c)+(d)	1,274	(741)	1,944	(1,227)
Ajusted Underlying Group net Income (f)=(b)+(c)	1,184	(153)	2,338	(321)
Average ROTE equity (g)	45,692	45,701	45,397	46,021
ROTE [quarter: (4*e/g), 6M: (2*e/g)]	11.2%	-6.5%	8.6%	-5.3%
Underlying ROTE	45,602	46,973	45,791	47,611
Underlying ROTE [quarter: (4*f/h), 6M: (2*f/h)]	10.4%	-1.3%	10.2%	-1.3%

RONE calculation: Average capital allocated to Core Businesses (in EURm)

In EURm	Q2 21	Q2 20	Change	H1 21	H1 20	Change
French Retail Banking	11,237	11,460	-1.9%	11,289	11,321	-0.3%
International Retail Banking and Financial Services	10,158	10,820	-6.1%	10,058	10,708	-6.1%
Global Banking and Investor Solutions	14,462	14,453	0.1%	14,366	14,024	2.4%
Core Businesses	35,857	36,733	-2.4%	35,713	36,053	-0.9%
Corporate Center	16,304	15,655	4.1%	16,136	16,777	-3.8%
Group	52,161	52,388	-0.4%	51,849	52,830	-1.9%

8 - Net assets and tangible net assets

Net assets and tangible net assets are defined in the methodology, page 46 of the Group's 2021 Universal Registration Document. The items used to calculate them are presented below:

End of period	H1 21	Q1 21	2020
Shareholders' equity Group share	63,136	62,920	61,684
Deeply subordinated notes	(8,905)	(9,179)	(8,830)
Undated subordinated notes	(62)	(273)	(264)
Interest, net of tax, payable to holders of deeply subordinated notes & undated subordinated notes, interest paid to holders of deeply subordinated notes & undated subordinated notes, issue premium amortisations	(1)	(51)	19
Bookvalue of own shares in trading portfolio	(46)	(25)	301
Net Asset Value	54,122	53,391	52,910
Goodwill	(3,927)	(3,927)	(3,928)
Intangible Assets	(2,556)	(2,527)	(2,484)
Net Tangible Asset Value	47,639	46,937	46,498
Number of shares used to calculate NAPS**	850,429	850,427	848,859
Net Asset Value per Share	63.6	62.8	62.3
Net Tangible Asset Value per Share	56.0	55.2	54.8

**** The number of shares considered is the number of ordinary shares outstanding as at June 30th, 2021, excluding treasury shares and buybacks, but including the trading shares held by the Group.**
In accordance with IAS 33, historical data per share prior to the date of detachment of a preferential subscription right are restated by the adjustment coefficient for the transaction.

9 - Calculation of Earnings Per Share (EPS)

The EPS published by Societe Generale is calculated according to the rules defined by the IAS 33 standard (see page 45 of Societe Generale's 2021 Universal Registration Document). The corrections made to Group net income in order to calculate EPS correspond to the restatements carried out for the calculation of ROE and ROTE. As specified on page 45 of Societe Generale's 2021 Universal Registration Document, the Group also publishes EPS adjusted for the impact of non-economic and exceptional items presented in methodology note No. 5 (underlying EPS).

The calculation of Earnings Per Share is described in the following table:

Average number of shares (thousands)	H1 21	Q1 21	2020
Existing shares	853,371	853,371	853,371
Deductions			
Shares allocated to cover stock option plans and free shares awarded to staff	3,466	3,728	2,987
Other own shares and treasury shares			
Number of shares used to calculate EPS**	849,905	849,643	850,385
Group net Income	2,253	814	(258)
Interest on deeply subordinated notes and undated subordinated notes	(309)	(144)	(611)
Adjusted Group net income	1,944	670	(869)
EPS (in EUR)	2.29	0.79	(1.02)
Underlying EPS* (in EUR)	2.40	0.83	0.97

(*) Calculated on the basis of underlying Group net income excluding linearisation of IFRIC 21. Or EUR 2.75 taking into account the linearisation of IFRIC 21 in H1 21.

(**) The number of shares considered is the number of ordinary shares outstanding as at June 30th, 2021, excluding treasury shares and buybacks, but including the trading shares held by the Group.

10 – The Societe Generale Group's Common Equity Tier 1 capital is calculated in accordance with applicable CRR2/CRD5 rules. The fully-loaded solvency ratios are presented pro forma for current earnings, net of dividends, for the current financial year, unless specified otherwise. When there is reference to phased-in ratios, these do not include the earnings for the current financial year, unless specified otherwise. The leverage ratio is also calculated according to applicable CRR2/CRD5 rules including the phased-in follows the same rationale as solvency ratios.

NB (1) The sum of values contained in the tables and analyses may differ slightly from the total reported due to rounding rules.

(2) All the information on the results for the period (notably: press release, downloadable data, presentation slides and supplement) is available on Societe Generale's website www.societegenerale.com in the "Investor" section.

Societe Generale

Societe Generale is one of the leading European financial services groups. Based on a diversified and integrated banking model, the Group combines financial strength and proven expertise in innovation with a strategy of sustainable growth, aiming to be the trusted partner for its clients, committed to the positive transformations of society and the economy.

Active in the real economy for over 150 years, with a solid position in Europe and connected to the rest of the world, Societe Generale has over 133,000 members of staff in 61 countries and supports on a daily basis 30 million individual clients, businesses and institutional investors around the world by offering a wide range of advisory services and tailored financial solutions. The Group is built on three complementary core businesses:

- **French Retail Banking** which encompasses the Societe Generale, Crédit du Nord and Boursorama brands. Each offers a full range of financial services with omnichannel products at the cutting edge of digital innovation;
- **International Retail Banking, Insurance and Financial Services to Corporates**, with networks in Africa, Russia, Central and Eastern Europe and specialised businesses that are leaders in their markets;
- **Global Banking and Investor Solutions**, which offers recognised expertise, key international locations and integrated solutions.

Societe Generale is included in the principal socially responsible investment indices: DJSI (World and Europe), FTSE4Good (Global and Europe), Bloomberg Gender-Equality Index, Refinitiv Diversity and Inclusion Index, Euronext Vigeo (Europe and Eurozone), STOXX Global ESG Leaders indexes and MSCI Low Carbon Leaders Index (World and Europe).

In the event of any doubt regarding the authenticity of this press release, go to the bottom of the newsroom of societegenerale.com. Press releases from Societe Generale are certified by blockchain technology. A link will enable you to verify the integrity of this information.

For more information, you can follow us on twitter [@societegenerale](https://twitter.com/societegenerale) or visit our website www.societegenerale.com.

REGISTERED OFFICE OF THE ISSUER

SG Issuer
16, Boulevard Royal
L-2449 Luxembourg
Luxembourg

REGISTERED OFFICE OF THE GUARANTOR

Société Générale
29, boulevard Haussmann
75009 Paris
France

ISSUER'S AUDITORS

Ernst & Young Société Anonyme
35E, avenue John F. Kennedy
L-1855 Luxembourg
Luxembourg

**Ernst & Young et
Autres**
Tour First
TSA 14444
92037 Paris-La
Défense Cedex
France

Deloitte & Associés
6, place de la Pyramide
92908 Paris-La Défense
Cedex
France

GUARANTOR'S AUDITORS

WARRANT AGENT

THE CENTRAL DEPOSITORY (PTE) LIMITED

11 North Buona Vista Drive
#06-07 The Metropolis Tower 2
Singapore 138589

LEGAL ADVISERS TO THE ISSUER

(as to Singapore law)

ALLEN & GLEDHILL LLP
One Marina Boulevard #28-00
Singapore 018989